ADUR & WORTHING PLANNING SERVICES
PLAN AWDM/ 1640/16
DATE VALID 27 OCT 2016

GENERAL NOTES

01) All existing structure to be exposed as necessary to ensure extra superimposed loadings can be adequately supported.

02) All windows to new habitable rooms to have 10000 ventilation openings and one 8000mm² background ventilator (bathrooms to have 4000mm² units)
All glazing to windows to be in low E double glazed to achieve 1.8 W/m²C and to be to BS 6206 in "Critical positions" with 1.6mm Argo filter sealed double-glazing gap

All windows/doors to overlap cavity closures by min 30mm

03) All doors marked ✱ to be 1½hr F.R.S.C standard
" " " ⊕ to be FD 20 doors, 3 hinges and fitted with intumescent strips

04) Interlinked smoke alarms to BS 5446 Pt1 hard wired direct to main fuse box (See 09) below)

05) All electrical work to be to Part P, and designed, installed, and inspected by competent person and fully Certified to BS 7671. (75% of new light fittings to be energy efficient

06) All existing heating & hot water services to be extended and designed, installed, tested, fully certified by GAS SAFE registered specialist including TRVs to new radiators.

07) All new beams to be encased in 12.5mm Fireline boards on 50x50mm sw cradles & battens

08) Required U values -
Walls - 0.28 W/m²K
Sloping Roof - 0.18 W/m²K
Glazing 1.6 W/m²K

09) On inspection no trees within 25m of new foundations but notation to be taken and reported to BCO during excavation.

GROUND FLOOR PLAN

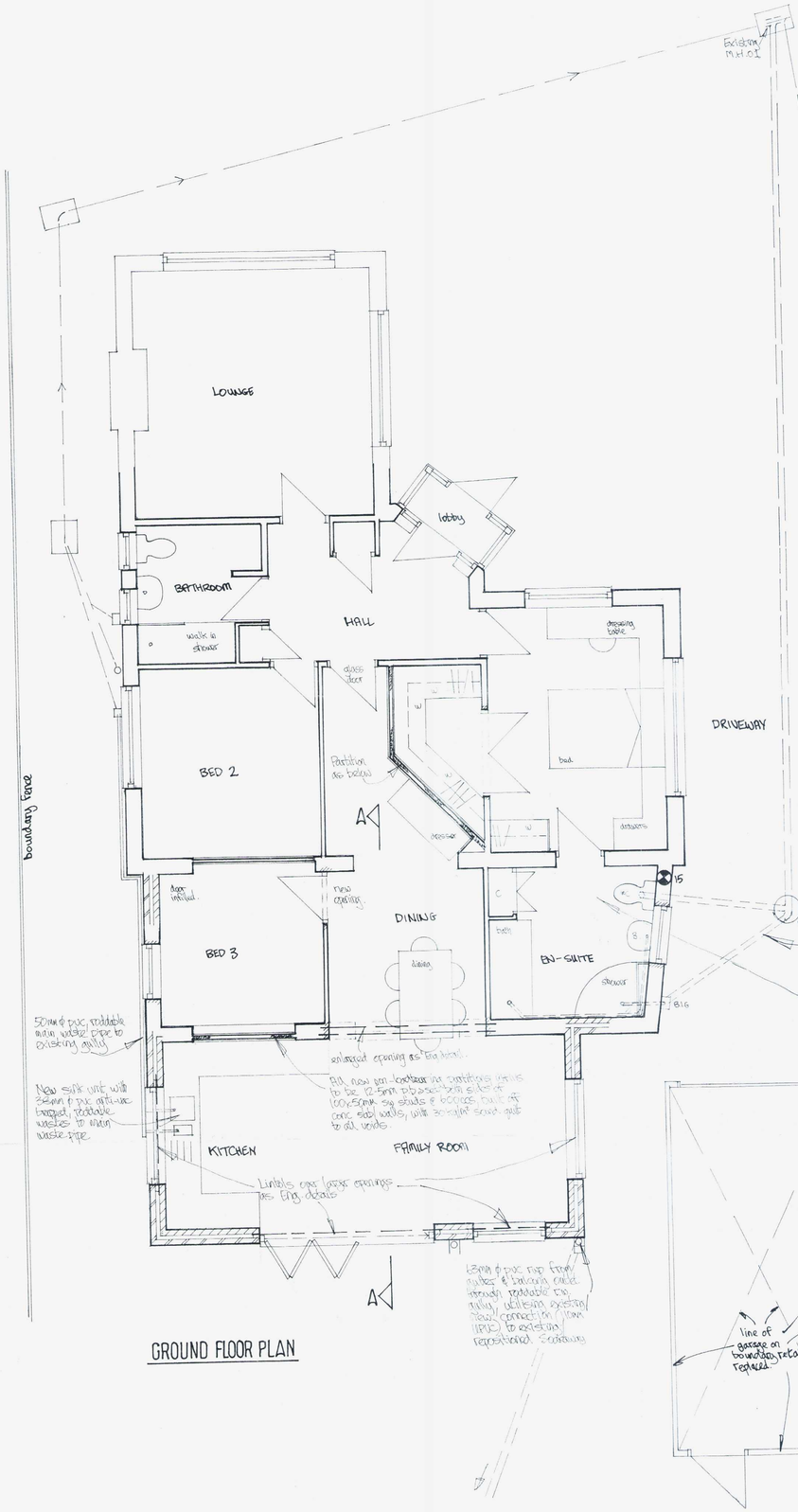

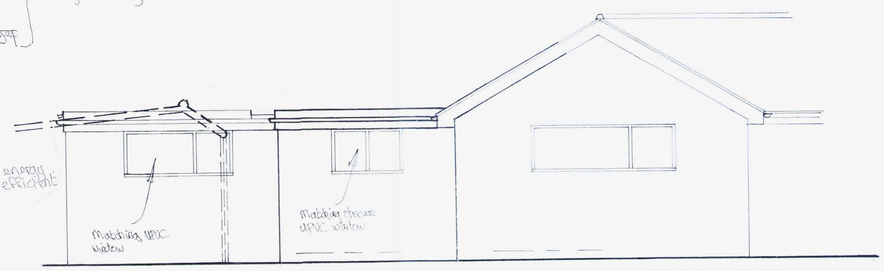

DRIVEWAY ELEVATION

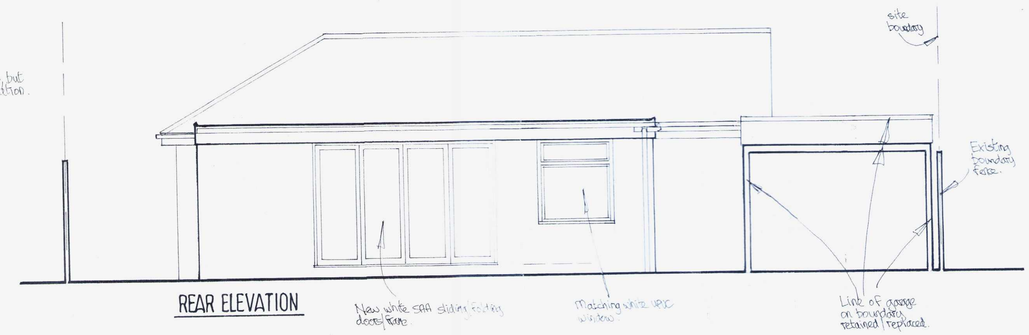

REAR ELEVATION



SIDE ELEVATION

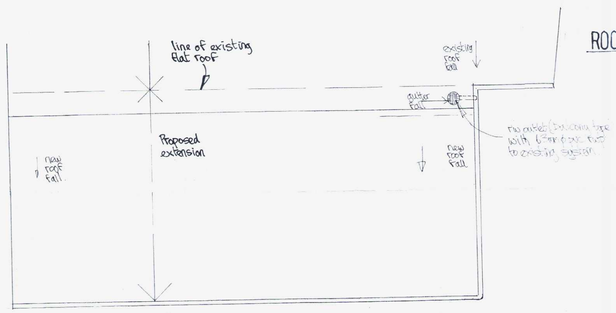

ROOF PLAN

Flat roof section to be 3 layer built up felt to BS 747 Pt2 on Celotex TD 3115Z 70mm thick insulation, sw firrings and 170x50mm SC3 joists @ 400cc fixed to wallplate with 1200 gauge polythene vapour barrier & 12.5mm ply & felt. min 150mm upstands (Code 4 lead) dressed under ridges.

Junction between existing & new flat roofs to have Polcarb 25mm gutter base (25mm W38Pb) laid to falls to

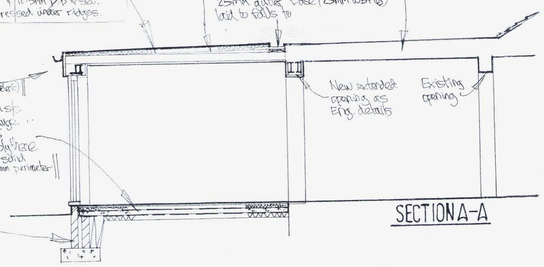

SECTION A-A

15mm plaff wood pvc gutter laid to falls to connect to existing system
25mm continuous eaves vent all round (as approved)
Existing conc floor extended with 65mm sc4 kitchen screed reinforced, all round, 1200 gauge polythene vapour barrier, Celotex TB 3115 insulation, 100mm conc slab, 1200 gauge poly vbf. 40mm bed, wire adjacent decks, on 100mm edge thickened, consolidated hardcore base, 25mm perimeter insulation to all slab edges
Fill block work behind, to be class A and built off 600x300mm conc foundation (or trench fill) at min 1000mm below g/l, & to suit BCO & ground conditions.

no.	date	by	revision
C	10-16	GJ	Reduced Scheme.
B	7-16	GJ	BCO comments
A	6-16	GJ	BCO details added

project: 23 FRESHFIELDS DRIVE SOMPTING SUSSEX

title: DETAILS AS PROPOSED

date: 2-16 | scale: 1-50

drawn: G.J. | drawing number: 36050/2

GRAHAM JOHNSON DESIGNS
37A PORTLAND ROAD, HOVE
EAST SUSSEX BN3 5DG
Tel: 01273 821200
Fax: 01273 729933

IF IN DOUBT ASK · REFER ALL QUERIES TO ISSUING OFFICE · FIGURED DIMENSIONS TAKE PREFERENCE OVER SCALED ITEMS