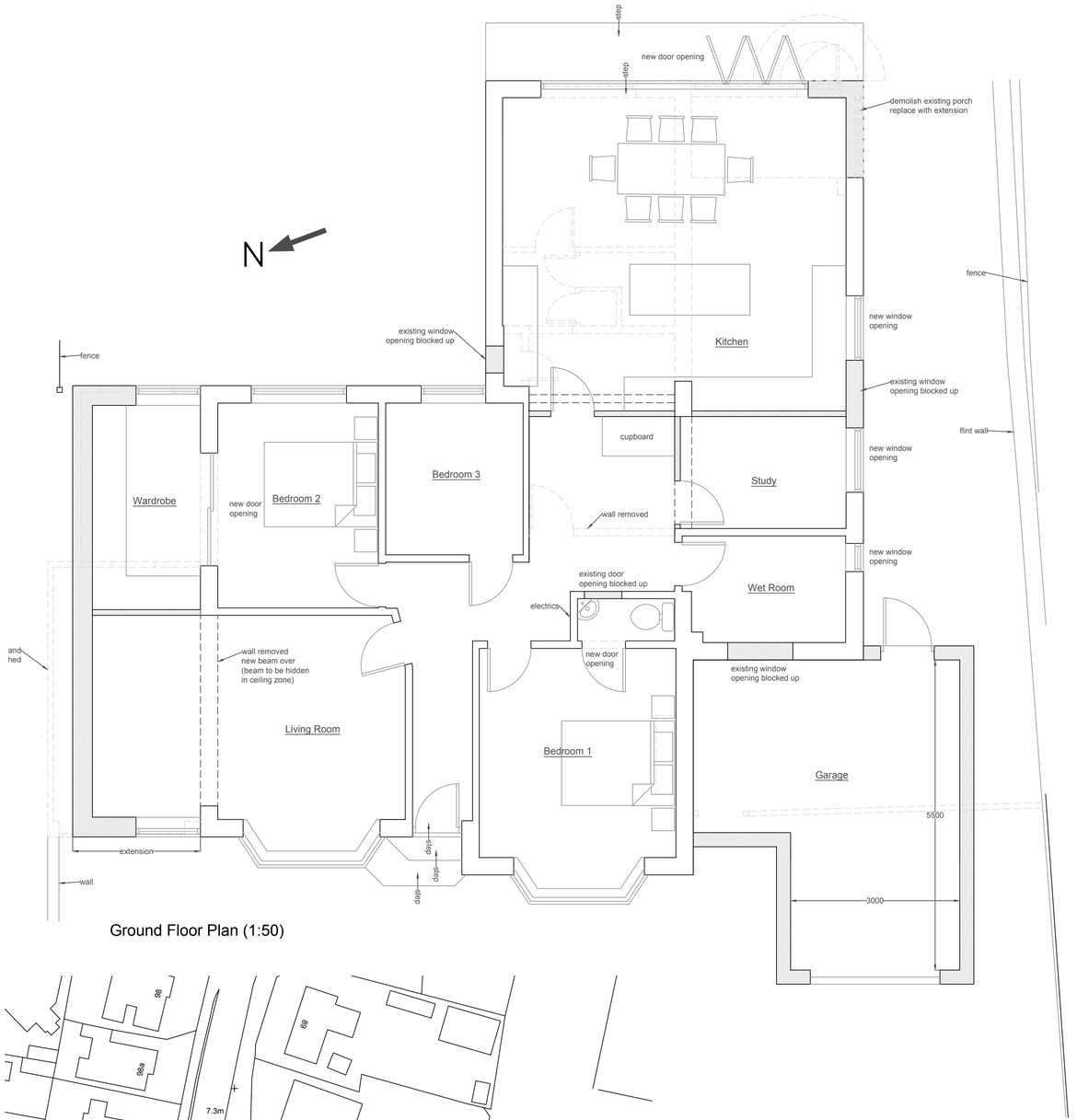


Ground Floor Plan (1:50)




Site Block Plan (1:500)



Front Elevation (west)



Side Elevation (south)

Elevations (1:100)

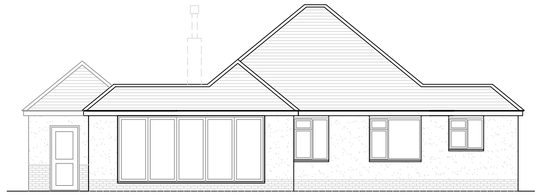

Rear Elevation (east)

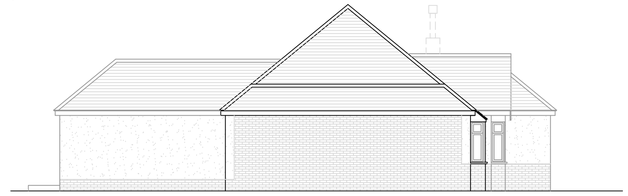

Side Elevation (north)

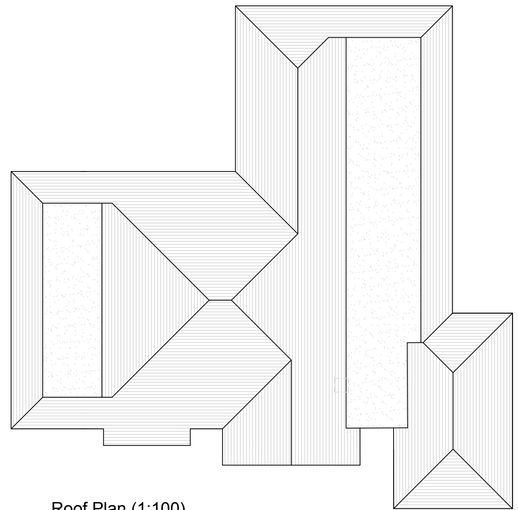


Roof Plan (1:100)

Scale Bar 1:1250
0 10 20 30 40 50 60 70 80 90 100 [m]

Scale Bar 1:50
0 0.5 1.0 1.5 2.0 2.5 3.0 3.5 4.0 4.5 5.0 [m]

Scale Bar 1:500
0 5 10 15 20 25 30 35 40 45 50 [m]

Scale Bar 1:100
0 1 2 3 4 5 [m]

This drawing is the property of Inspired Design Studio Limited and must not be copied, reproduced or passed to a third party without their permission.

The Contractor is to verify all dimensions, alignment, levels and datums prior to commencement of work.
Any discrepancies must be reported immediately to Inspired Design Studio Ltd for review.

Variations and modifications to the work shown on these drawings are not to be carried out without the prior approval from Inspired Design Studio Ltd

Revisions

| Rev | Description | By |
|---|---|---|
| | | |
| | | |
| b | Planning Officer Amendments | LW |
| a | Additional Information Added | LW |

All dimensions to be checked on site prior to commencement of work, except for planning purposes.

This drawing is the copyright of
Inspired Design Studio Ltd.
and may not be copied, altered or reproduced in any way without written authority.

Client: Mr & Mrs Milner

Project Address:
93 Cokeham Lane
Lancing
West Sussex

Drawing Title:
Proposed Plan, Elevations Roof Plan and Site Block Plan

Drawing Number: 1431.02.b

Scale: As stated printed @ A1

Date: 04/06/2025