PRELIMINARY DESIGN. NOT FOR CONSTRUCTION

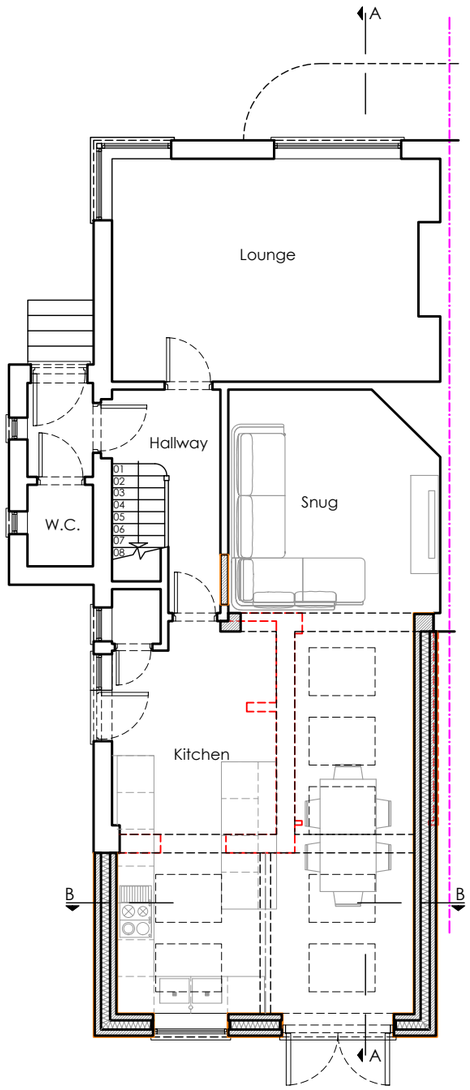


**Proposed Ground Floor Plan**
Scale 1/100@A3

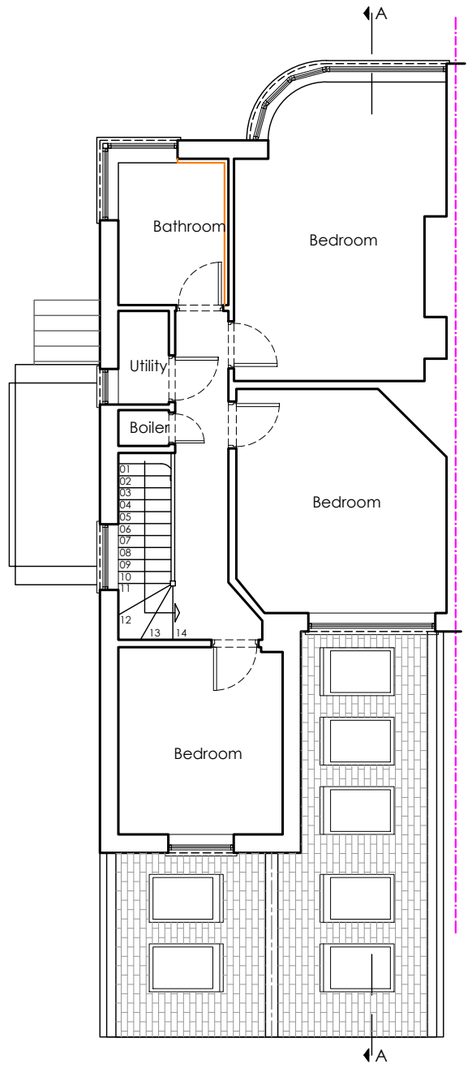


**Proposed First Floor Plan**
Scale 1/100@A3

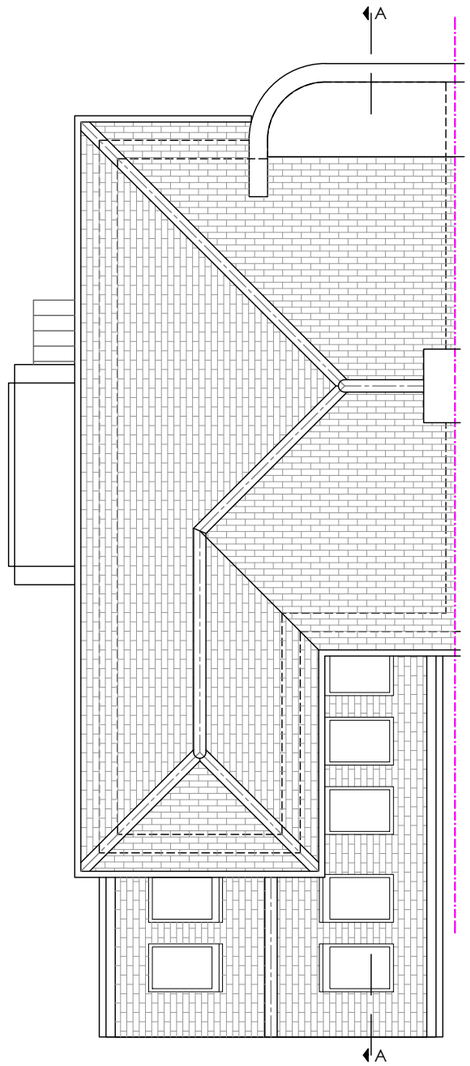


**Proposed Roof Plan**
Scale 1/100@A3

0 1 2 3 4 5 6 7 8 9 10m 1:100

0 1 2 3 4 5m 1:50

## General Notes:

It's the home owners responsibility to obtain all permissions under the Party Wall etc. Act 1996

The contractor is responsible for the verification of all dimensions on site, inform contract administrator of any discrepancies.

Use figure dimension only.

Existing foundations, lintels and walls to be exposed if required by Building Control for assessment upgrade if found inadequate.

The materials used in any exterior work will be of a similar appearance to those used in the construction of the exterior of the existing dwelling house

Proposed roof lights will protrude no more than 0.15m beyond the plane of the slope of the original roof when measured from the perpendicular

Any windows on flank walls to be obscure glazed & fixed shut below 1.7m when measured from floor level

Furniture, sanitary ware & kitchen layouts shown are indicative. To be confirmed on site

All drainage to be confirmed on site

All materials, windows, doors etc used to be fitted as per manufacturers specifications

## Key To Drawings:

- EXISTING BRICK WALL
- EXISTING TIMBER WALL
- DEMOLITION
- AXIS LINE
- EXISTING FOUNDATIONS
- PROPOSED STEEL BEAMS
- PROPOSED CAVITY WALL
- PROPOSED STUD WALL
- BOUNDARY LINE
- PROPOSED FOUNDATIONS
- PROPOSED TIMBER JOISTS

DRAWING COPYRIGHT © TO:
**LIME TREE DESIGNS LTD., LINDFIELD, WEST SUSSEX.**

| Date | Description | Rev |
|---|---|---|
| 22.02.23 | Preliminary Drawings | Prelims |

LIMETREE DESIGNS & PLANNING
Email: *limetreedesigns@icloud.com*
Web site:
*www.limetreedesignsandplanning.co.uk*
Mob.: *07528 770 701*

**Project** 10 Mile Oak Crescent, BN42 4QP
Ground floor side & rear extension

**Client**

**Title**
Proposed Floor Plans - Option A

**Scale**
1/100 @ A3

**Drawn by**
SK

**Checked by**
ASE

**Job No.**

**Drawing**
A.02