No dimensions to be scaled from drawing except for planning purposes.

The contractor should check all dimensions on site.

It is the contractors responsibility to ensure compliance with Building Regulations.

C.D.M. Regs. 2015. The Client is advised of his responsibilities to appoint a Planning Supervisor under these Regs. All works to comply with the C.D.M. Regs. 2015.

The Party Wall Act. 1996 The property owner is advised of the requirements of the Act, & the requirement to serve a Party Wall Notice on any adjoining owners as required under the act.

REVISIONS:

A. 23.10.19 First floor layout amended.
B. 28.10.19 Amended in accordance with client's requirements.
C. 01.11.19 Amended in accordance with client's requirements.
D. 08.11.19 Volume calculation updated.
E. 18.11.19 Dormer wall finish amended to tile hanging colour to match main roof tiles.
F. 26.11.19 Block plan updated.
G. 20.01.20 Box dormer reduced in width both sides in accordance with the planner's comments dated 14.01.20.
H. 20.01.20 Box dormer depth reduced in size by 540mm.
J. 21.01.20 Rear Box dormer increased in width.

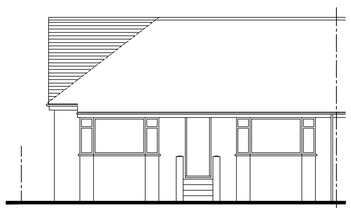

FRONT ELEVATION

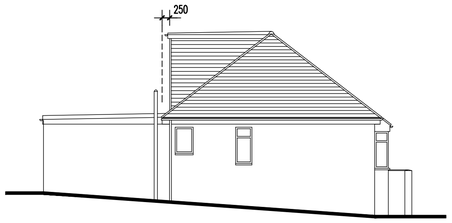

SIDE ELEVATION



REAR ELEVATION

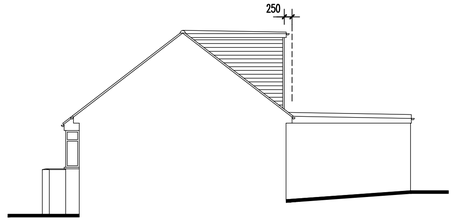

SIDE ELEVATION

PROPOSED ELEVATIONS

Scale 1:100

SCHEDULE OF MATERIALS - BOX ROOF DORMER
WALLS - TILE HANGING COLOUR TO MATCH MAIN ROOF TILES
ROOF - NEW FLAT ROOF
WINDOWS - NEW PVCu WINDOWS COLOUR WHITE
RAINWATER GOODS - NEW UPVC COLOUR BLACK

SCHEDULE OF MATERIALS - ROOF EXTENSION
GABLE END - PLAIN ROOF TILES TO MATCH EXISTING
ROOF - PLAIN ROOF TILES TO MATCH EXISTING

0m 5m 10m

Scale Bar – 1:100

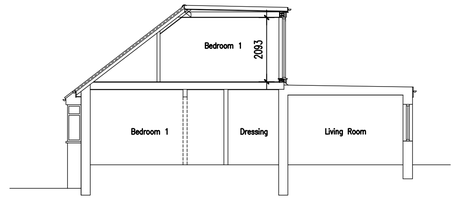

PROPOSED SECTION

Scale 1:100

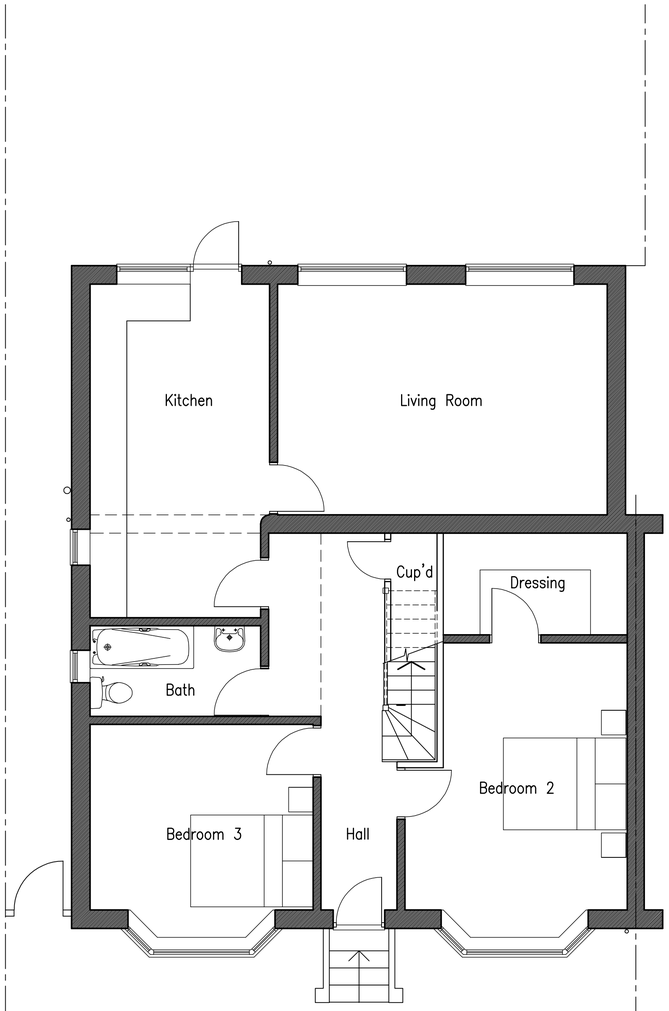

GROUND FLOOR

PROPOSED FLOOR PLANS

Scale 1:50

0m 5m 10m

Scale Bar – 1:50

FIRST FLOOR

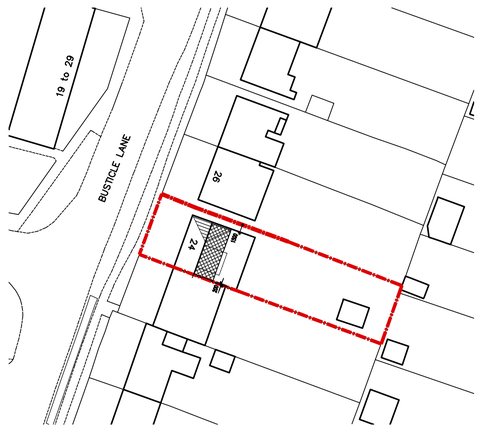

BLOCK PLAN

Scale 1:500

0m 10m 20m 30m 40m 50m

Scale Bar – 1:500

Volume Calculation

Proposed Rear Dormer
(2.520m x 8.740m) x 3.320 = 36.56 m.³
÷ 2

Proposed Roof Extension
1/3 (2.828m x 7.138m) x 3.589 = 11.95 m.³
÷ 2

Proposed Dormer Total = 36.56 m.³
Proposed Roof Extension Total = 11.95 m.³ +
Proposed Total Increase = 48.51 m.³

ADCS
Architectural Design
Computer Services
30 Foxley Lane
Worthing
West Sussex
BN13 3AD
Tel: 01903 260701
E-mail:
adcs@sky.com

Client
MRS T. ROBINSON

Project
PROPOSED ROOF EXTENSION
24 BUSTICLE LANE
SOMPTING
WEST SUSSEX BN15 0DJ

Drawing
PROPOSED FLOOR PLANS & ELEVATIONS

Scale	Date	Drawn
1:50 & 1:100 @ A1	14.10.19	TP

Drawing No.	Revision
1425/P02	J