AMENDMENT

All work to comply with building regulations and planning consent.
Workmanship and materials to comply with British standards and code of practice.
Scaled dimensions are approximate, take exact dimensions from site.
This drawing was prepared for local authority approval and not as a working drawing.
LOCAL AUTHORITY MAY SCALE THE DRAWING
Any deviation from the drawing to be agreed with the local authority.
Any queries to be agreed prior to construction.
See separate details for Structural engineers calculations.



FRONT ELEVATION (EAST) 1:50 AT A1

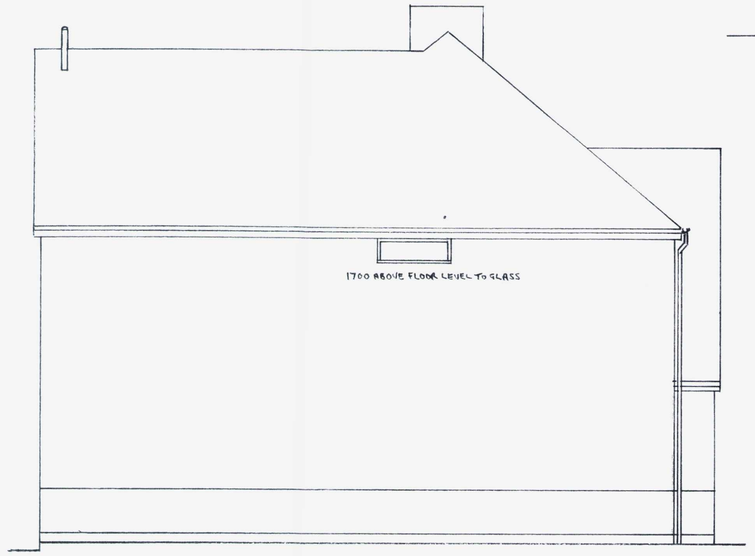

SIDE ELEVATION (SOUTH) 1:50 AT A1



REAR ELEVATION (WEST) 1:50 AT A1

EXTENSION NOT VISIBLE FROM 4 (EAST)

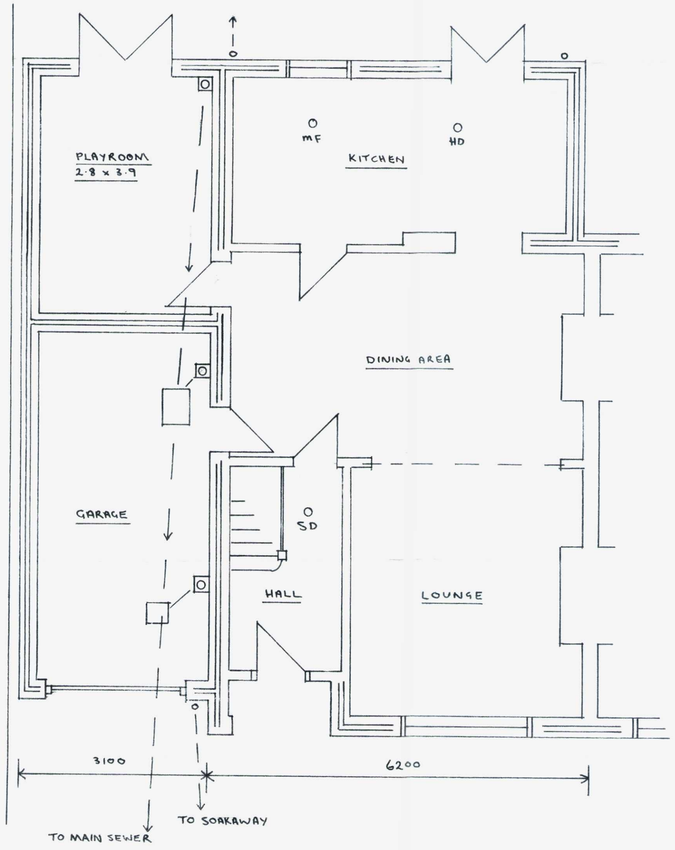

GROUND FLOOR PLAN 1:50 AT A1

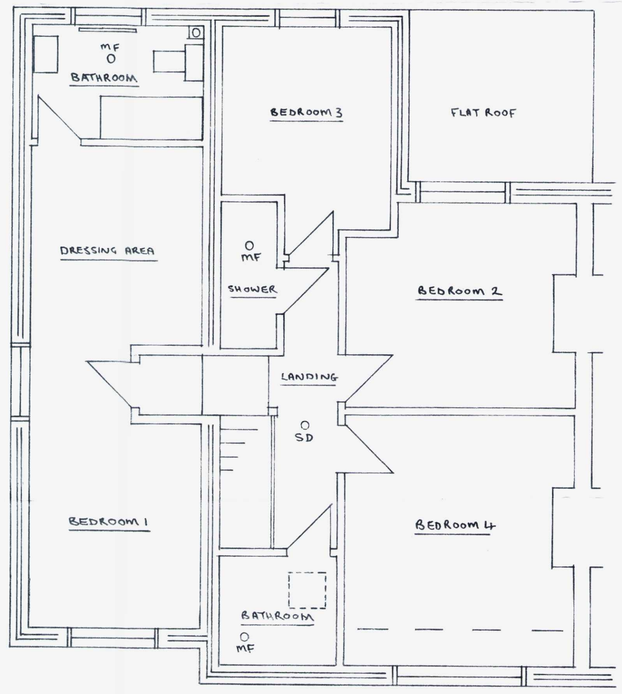

FIRST FLOOR PLAN 1:50 AT A1

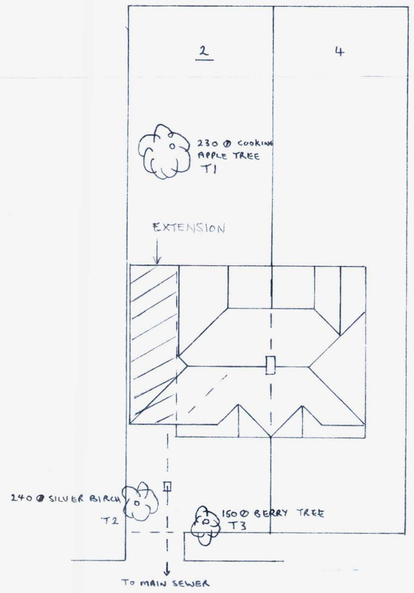

BLOCK PLAN 1:200 AT A1

AMENDMENT

ADUR & WORTHING PLANNING SERVICES
PLAN AWDM 1298/16
Rec 11/10/16

Hannah Barker

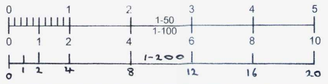

Tony Standing Designs
Drawing for Domestic Extensions

Title	PROPOSED 2 STOREY SIDE EXTENSION AT 2 SEASIDE ROAD, LANCING BN15 8DD				
Client	MR. L. MITCHELL				
Drawn By: Date	TS AUG.16	Drawing Revision	C830-1 A	Scale	AS SHOWN

Mr A J G Standing
4 Coombe Road,
Steyning BN44 3LF
Phone:
01903 814151 / 07595 277995 [redacted]

Sheet Size A1