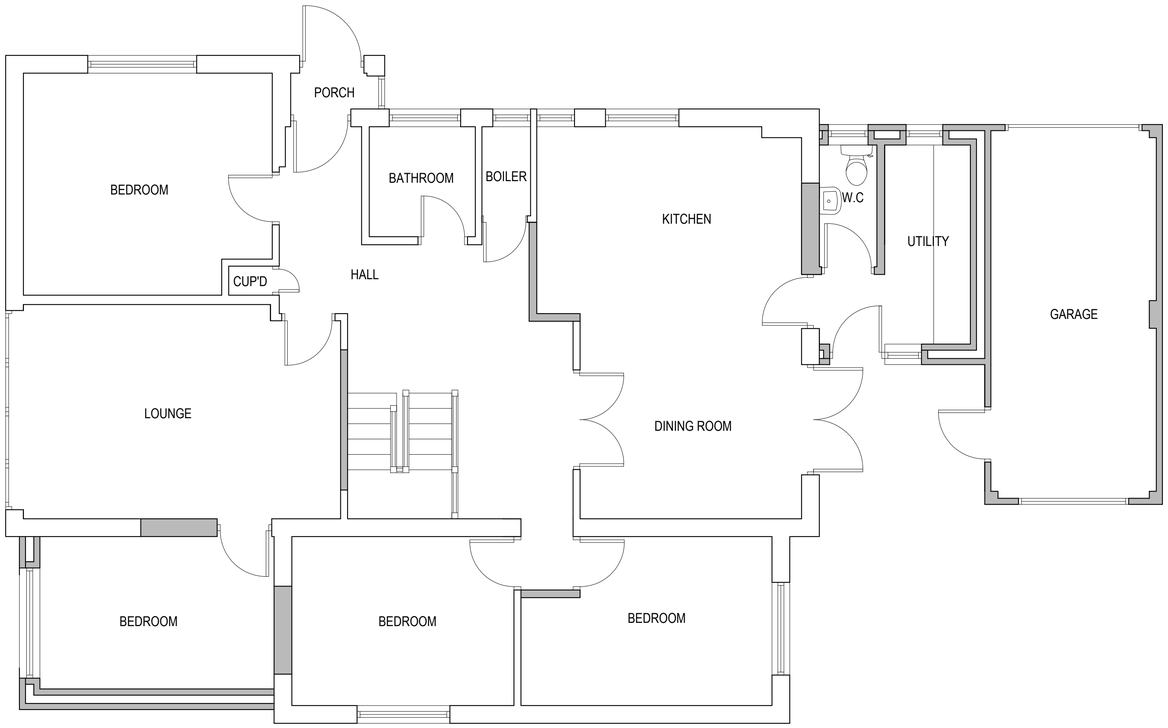

GROUND FLOOR PLAN PROPOSED 1:50

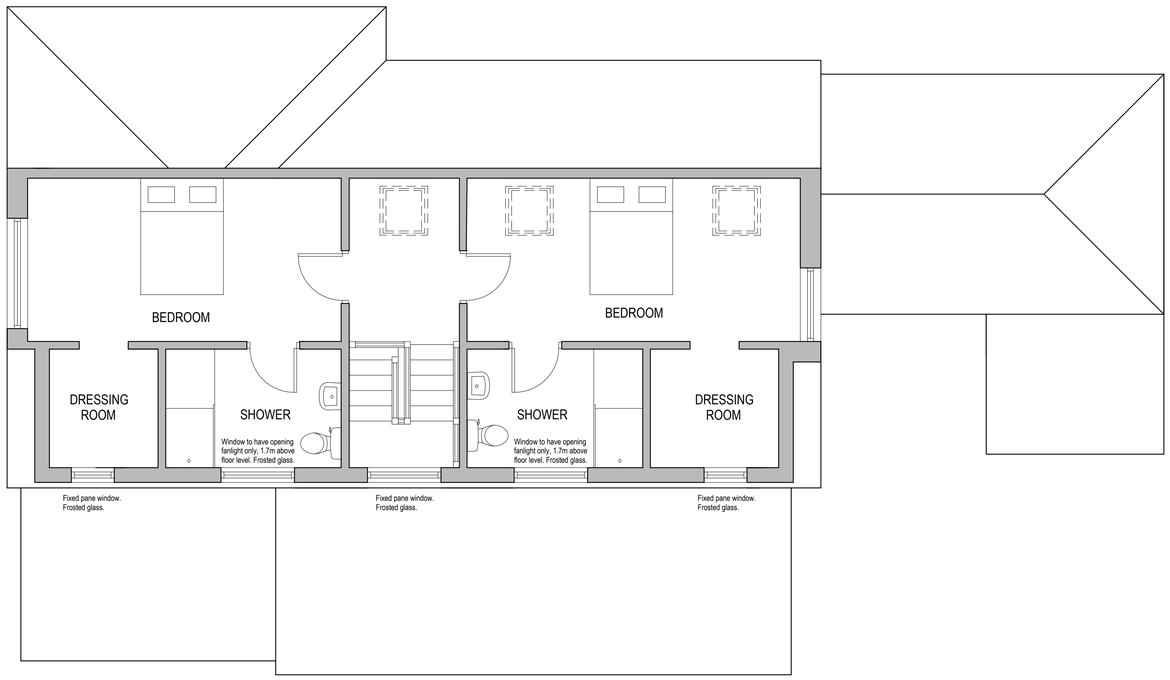

FIRST FLOOR PLAN PROPOSED 1:50

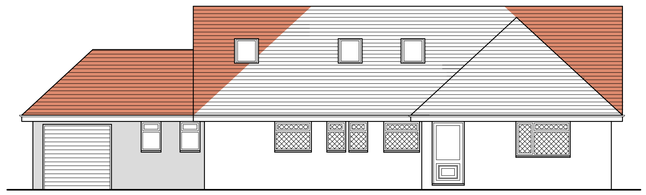

WEST ELEVATION PROPOSED 1:100

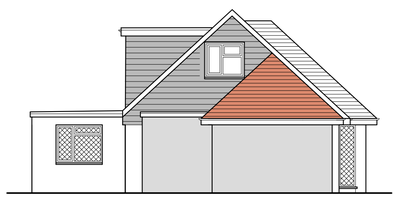

NORTH ELEVATION PROPOSED 1:100



EAST ELEVATION PROPOSED 1:100



SOUTH ELEVATION PROPOSED1:100

GENERAL
DO NOT SCALE FROM THIS DRAWING EXCEPT FOR PLANNING APPLICATION PURPOSES. ALL DIMENSIONS TO BE CHECKED ON SITE PRIOR TO COMMENCEMENT OF WORK. ALL DIMENSIONS RELATING TO SUB-CONTRACTORS OR SUPPLIERS WORK MUST BE CHECKED AND AGREED BETWEEN THE CONTRACTOR AND THE SUB-CONTRACTORS AND SUPPLIERS.
ALL DIMENSIONS ARE IN MILLIMETRES. IF IN DOUBT ASK.
ALL WORKS OR MATERIALS INDICATED ON THE DRAWING ARE TO BE TO THE LATEST BRITISH STANDARDS AND ARE TO BE CARRIED OUT IN ACCORDANCE WITH THE RELEVANT CODES OF PRACTICE OR RECOGNISED TRADE ASSOCIATION RECOMMENDATIONS AND PUBLICATIONS.
THIS DRAWING TO BE READ IN CONJUNCTION WITH ALL RELEVANT DRAWINGS AND SPECIFICATIONS OF OTHER CONSULTANTS.
ANY DISCREPANCIES TO BE BROUGHT TO THE ATTENTION OF THE PROJECT MANAGER.

1:1250 0m 10m 20m 50m
1:500 0m 5m 10m 25m
1:200 0m 2m 4m 10m
1:100 0m 1m 2m 5m
1:50 0m 1m 2m

SCALE

SPT Construction Consultancy Ltd
Architectural Design
Building Surveying

REV	DRAWN	DATE	DESCRIPTION
D	ST	27.10.23	Scheme revised
C	ST	13.10.23	Scheme revised
B	ST	02.08.23	Scheme revised
A	ST	31.07.23	Scheme revised

CLIENT
Mr and Mrs Deacon

SITE ADDRESS
2 Windermere Crescent
Worthing
West Sussex
BN12 6JY

DRAWING TITLE
Proposed Extensions and Alterations
Proposed Ground and First Floor Plan
Proposed Elevations

SCALE
1:50 and 1:100 @ A1

DATE
July 2023

REFERENCE
2 Windermere Crescent

DRAWING No. 002

REV. D