General Notes

1. Dimensions should be scaled for planning purposes only.
2. Details of dimensions and levels to be checked on site by builder prior to commencement of works. Any works commenced prior to all necessary local authority approvals are entirely to the risk of the owner and builder.
3. Structural details are subject to exposure of existing construction and verification by local authority surveyor and any necessary revised details are to be agreed with the local authority surveyor prior to carrying out the affected works.
4. All materials are to be used in accordance with the manufacturers guidelines and all relevant British Standards Codes of Practice & Regulation 7 of building regulations.
5. All works to be carried out in accordance with local authority requirements.

Proposed Roof Layout

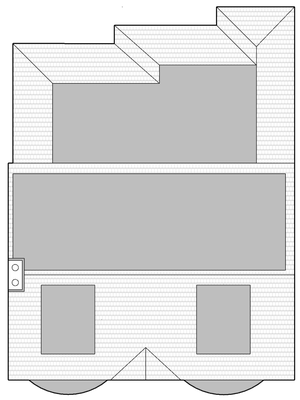

Propose Loft floor Layout

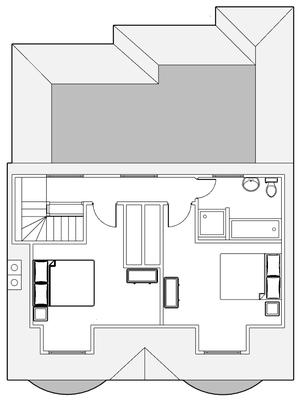

Proposed Ground Floor Layout

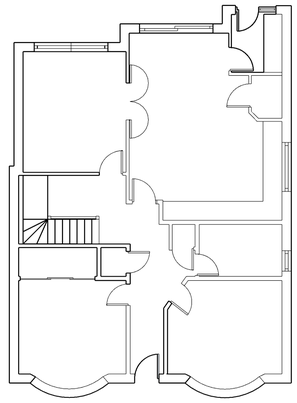

loft Layout Dimensions

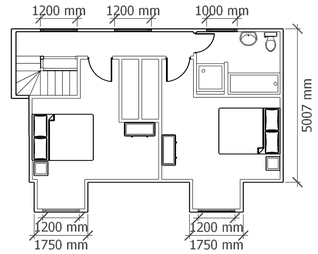

Proposed Front Elevation

Proposed Rear Elevation

Proposed Side Elevation (North)

Proposed Side Elevation (South)

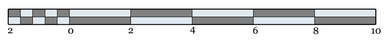

Scale Bar - 1mm : 100mm

Proposed loft conversion with front and rear dormers
Scale 1: 100 @ A1

MJ4 Design and Planning

info@mj4construction.com - www.mj4construction.com - Southwick West Sussex

Address: 2 Hadrian Ave, Southwick, West Sussex - Client: Matthew Eason - Drawing: MJ4 - 2 Had

REVISIONS

	MM/DD/YY	REMARKS
A	06.08.2020	Planning Re submission
B	23.09.2020	Front dormer size reduced Front dormer dummy pitch roof replaced with flat roof Front dormer window design altered to include fan lights Rear dormer size reduced

01

A