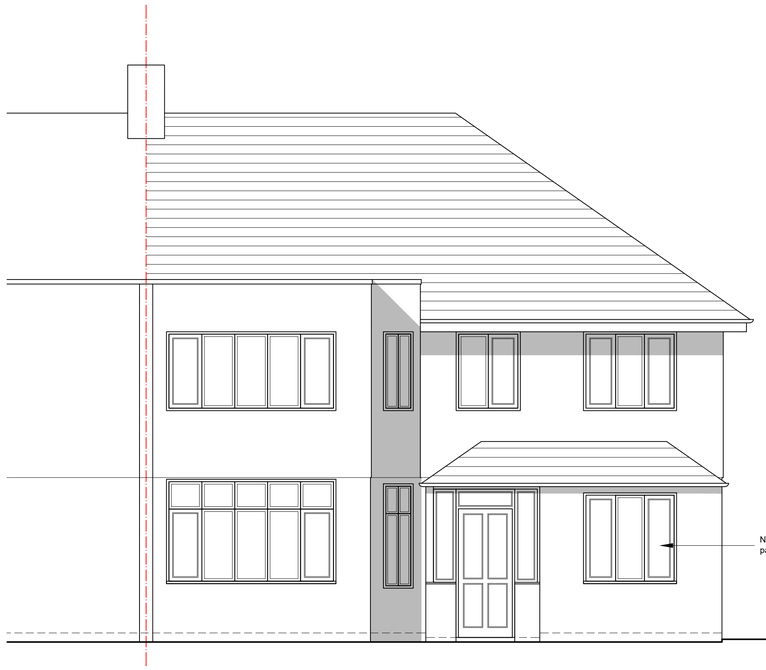

01 / D.01 FRONT (SOUTH) ELEVATION
AS PROPOSED 1:50 @ A1

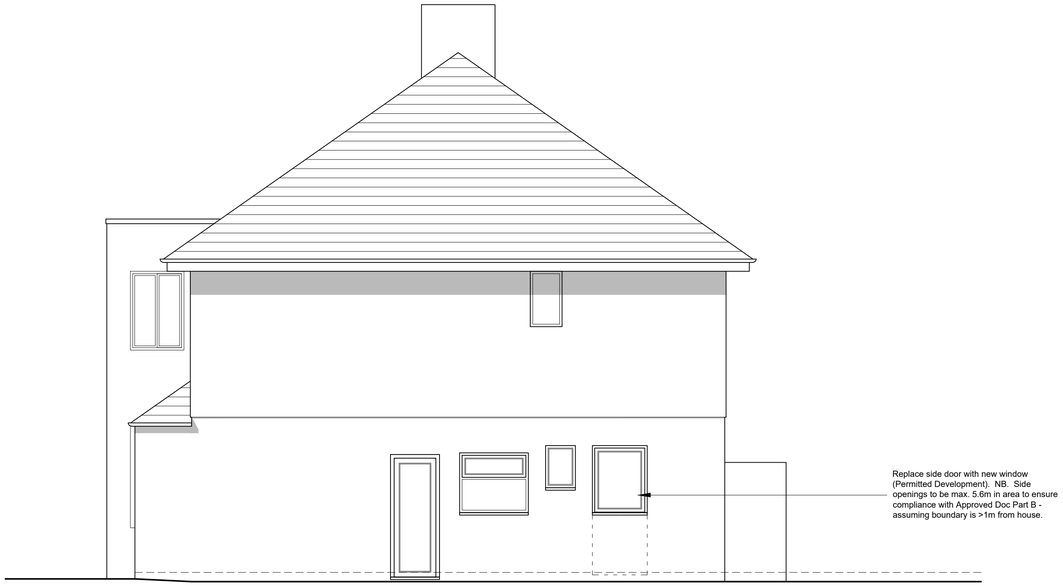

02 / D.01 SIDE (EAST) ELEVATION
AS PROPOSED

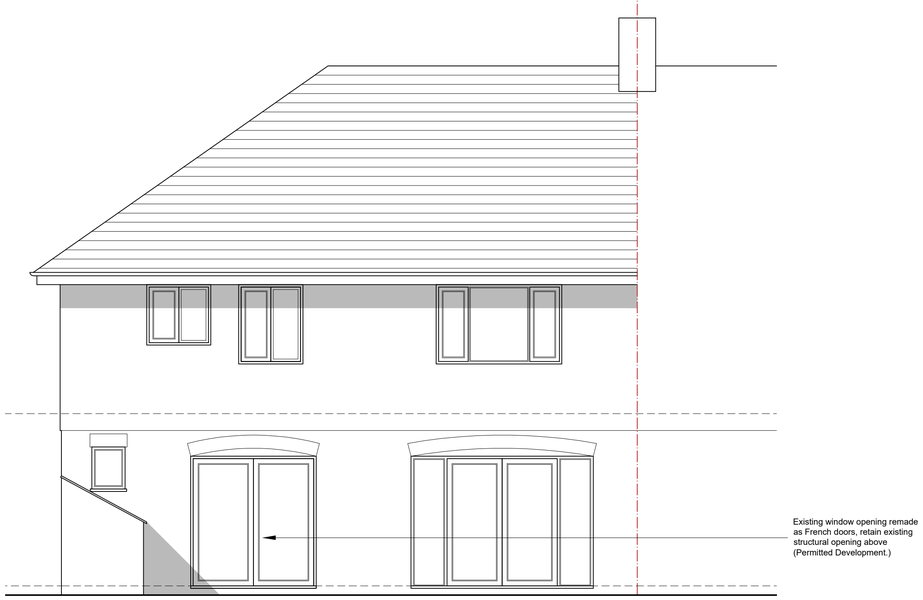

03 / D.01 REAR (NORTH) ELEVATION
AS PROPOSED



SCALE BAR
1:50 @ A1

DO NOT SCALE FROM THIS DRAWING

EXCEPT FOR PLANNING PURPOSES

DRAWING TO BE READ IN CONJUNCTION WITH ALL OTHER ARCHITECTS AND ENGINEER'S CONTRACT DRAWING & SPECIFICATIONS.
ANY DISCREPANCIES MUST BE BROUGHT TO THE ATTENTION OF THE ARCHITECT IMMEDIATELY.
THIS DRAWING HAS BEEN PREPARED BASED ON SURVEY DRAWINGS AND INFORMATION PREPARED BY OTHERS. THE CONTRACTOR MUST VERIFY ALL DIMENSIONS BY SITE MEASUREMENT BEFORE ORDERING MATERIALS OR MANUFACTURING COMPONENTS.
SUBSTITUTE MATERIALS & PRODUCTS TO THOSE NAMED WILL BE ACCEPTABLE IF PROVEN TO BE OF EQUAL OR HIGHER PERFORMANCE AND NOT IN CONFLICT WITH OTHER ELEMENTS.

THIS DRAWING HAS BEEN PREPARED FOR THE SOLE PURPOSE OF ACHIEVING PLANNING APPROVAL. THE DRAWINGS DO NOT PURPORT TO BE PRODUCTION DRAWINGS FOR TENDER OR CONSTRUCTION AND SHOULD NOT BE USED FOR ANY BUILDING OR CONTRACTUAL PURPOSES.

NOTES

REV	DATE	DESCRIPTION
A	04/06/24	Issued for planning.

FOR PLANNING

JOB TITLE
18 TRENT ROAD
WORTHING

DRAWING TITLE
ELEVATIONS
AS PROPOSED

JOB No	DWG No	REV
TREW	D.01	A

DRAWN BY	CHECKED BY	SCALE (@A1)	DATE
ML	ML	1:50	02/24

LIGGINS WAINEWRIGHT ARCHITECTURE

TEL: 07503 352499
E-MAIL: INFO@LW-ARCHITECTURE.CO.UK