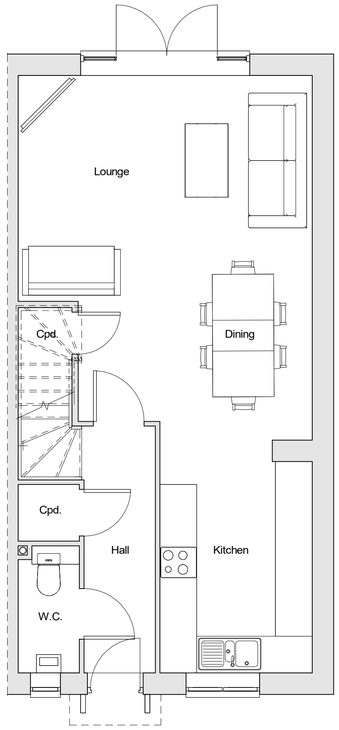

1 / 2002 PROPOSED GROUND FLOOR
Scale: 1 : 50

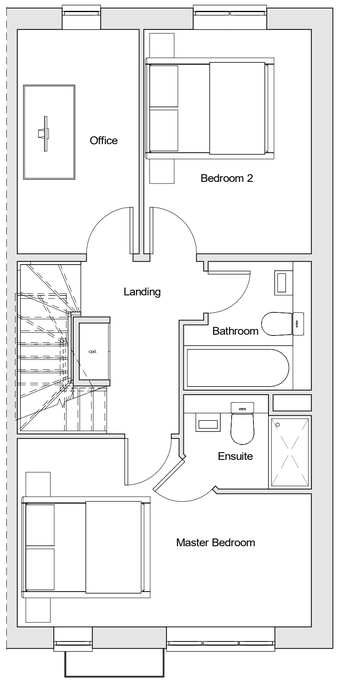

2 / 2002 PROPOSED 1ST FL
Scale: 1 : 50

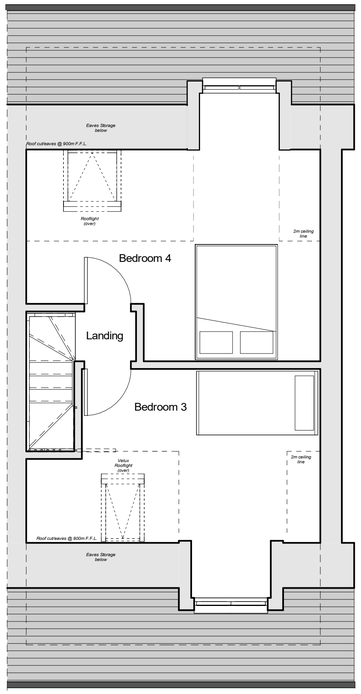

3 / 2002 PROPOSED LOFT PLAN
Scale: 1 : 50

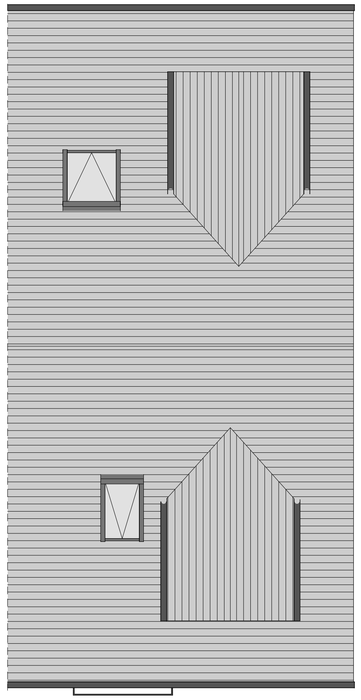

4 / 2002 PROPOSED ROOF PLAN
Scale: 1 : 50



5 / 2002 PROPOSED REAR
Scale:



6 / 2002 PROPOSED FRONT
Scale:

Notes

- All dimensions must be checked on site and not scaled from this drawing, apart from the local authority. Site dimensions taken from licensed Ordnance Survey data.

- Any works commencing on site prior to obtaining full planning and building regulation approval including full condition discharge, is entirely at the client's / contractor's risk. The contractor is responsible for taking and checking all levels and dimensions prior to ordering materials and starting work on site. Any discrepancies are to be reported to SB Architectural Design prior to commencing any works.

- All building work is to be carried out in accordance with building regulations and to the satisfaction of the local authority and as such additional unforeseen building works may be required on site.

- These drawings do not constitute full working drawings. All drawings are copyright of SB Architectural Design and may not be copied or reproduced by any third party without prior written consent.

N

1:50 SCALE BAR

0m 1m 2m 3m 4m 5m

Rev	Date	Notes	Drwn	Chkd
03	Nov '24	Drawing amendment	SB	SB
02	Sept '24	Planning submission	SB	SB
01	Mar. '23	Planning submission	SB	SB
00	Mar. '23	Study	SB	SB

Simon Boseley
Architectural Design

24 Alfriston Close, Worthing, BN14 7QT
E-mail: sboseley@outlook.com
Tel: 07876 572106

Project
Aster Vale

Drawing
Proposed Plans & 3D

Job Ref:	DWG No:	Revision:
CBA	2002	03

Scale(s):	Size:	Date:	Drwn:	Chkd:
1 : 50	A1	Dec '21	SB	SB

Status:
Planning