

REAR EAST ELEVATION

SIDE NORTH ELEVATION

EXISTING ELEVATIONS

Scale 1:100

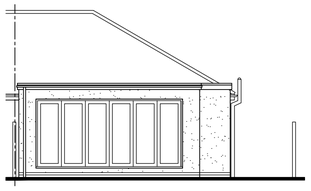

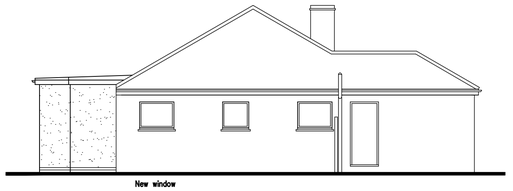

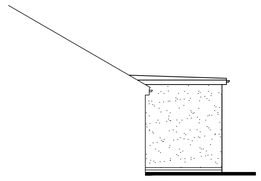

REAR EAST ELEVATION

SIDE NORTH ELEVATION

SIDE SOUTH ELEVATION

PROPOSED ELEVATIONS

Scale 1:100

SCHEDULE OF MATERIALS
WALLS - NEW RENDER COLOUR LIGHT GREY
ROOF - NEW FLAT ROOF
BI-FOLDING DOORS - NEW ALUMINIUM BI-FOLDING DOORS COLOUR DARK GREY
RAINWATER GOODS - NEW UPVC COLOUR BLACK

0m 5m 10m 15m

Scale Bar – 1:100

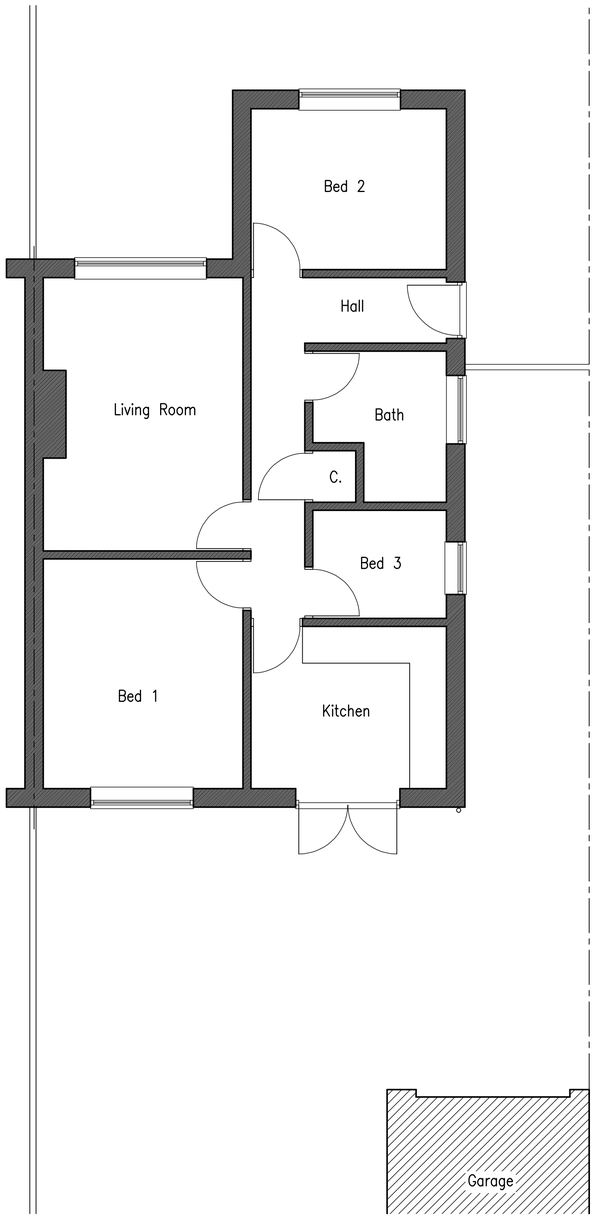

EXISTING GROUND FLOOR PLAN

Scale 1:50

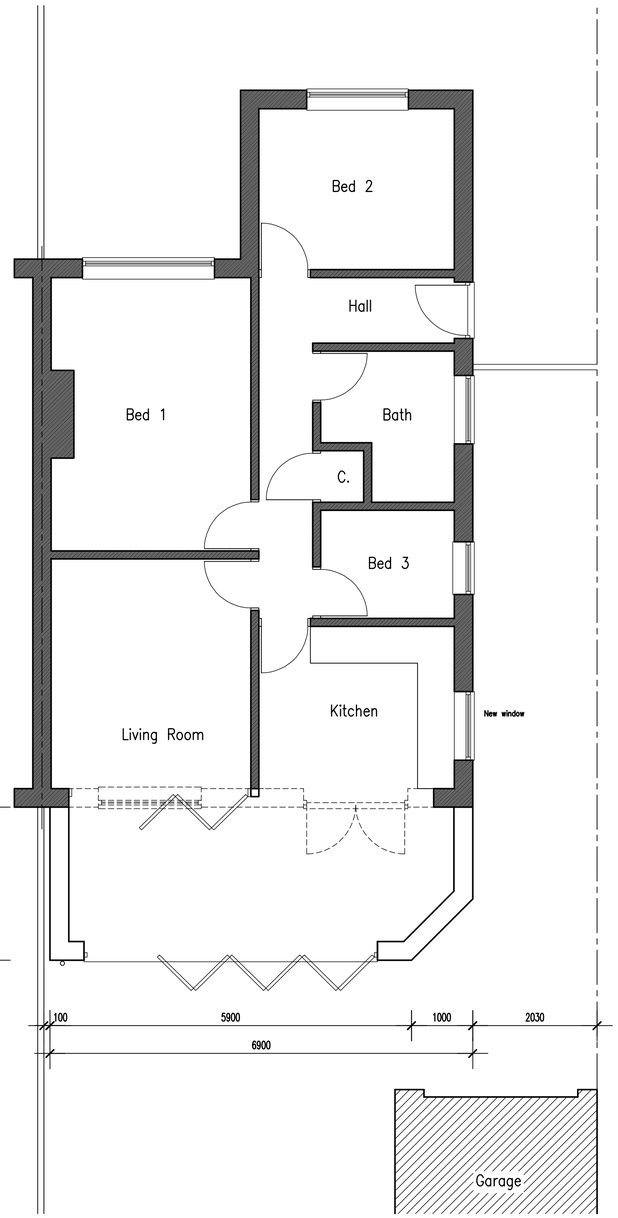

PROPOSED GROUND FLOOR PLAN

Scale 1:50

0m 5m 10m 15m

Scale Bar – 1:50



BLOCK PLAN

Scale 1:500

0m 10m 20m 30m 40m 50m

Scale Bar – 1:500

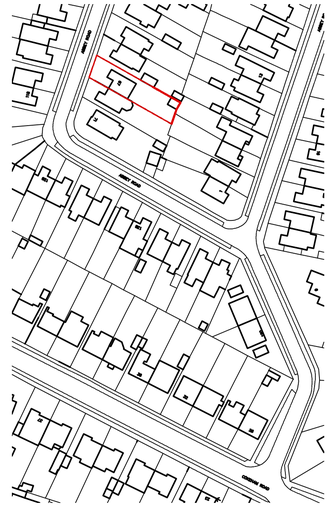

LOCATION PLAN

Scale 1:1250

0m 10m 20m 30m 40m 50m

Scale Bar – 1:1250

Information supplied based on Promap. All dimensions and distances subject to an accurate site survey being undertaken.

No dimensions to be scaled from drawing except for planning purposes.

The contractor should check all dimensions on site.

It is the contractors responsibility to ensure compliance with Building Regulations.

C.D.M. Regs. 2015. The Client is advised of his responsibilities to appoint a Planning Supervisor under these Regs. All works to comply with the C.D.M. Regs. 2015.

The Party Wall Act. 1996 The property owner is advised of the requirements of the Act, & the requirement to serve a Party Wall Notice on any adjoining owners as required under the act.

REVISIONS:

A. 17.09.18 Amended in accordance with client's requirements.

ADCS
Architectural Design
Computer Services

30 Foxley Lane
Worthing
West Sussex
BN13 3AD
Tel: 01903 260701
E-mail:
adcs@sky.com

Client

MR M. & MRS BIRDLE

Project

PROPOSED REAR EXTENSION
67 ABBEY ROAD
SOMPTING
WEST SUSSEX BN15 0AD

Drawing

EXISTING FLOOR PLAN & ELEVATIONS

Scale	Date	Drawn
1:50 & 1:100 @ A1	13.09.18	TP

Drawing No. 1391/P01 Revision A