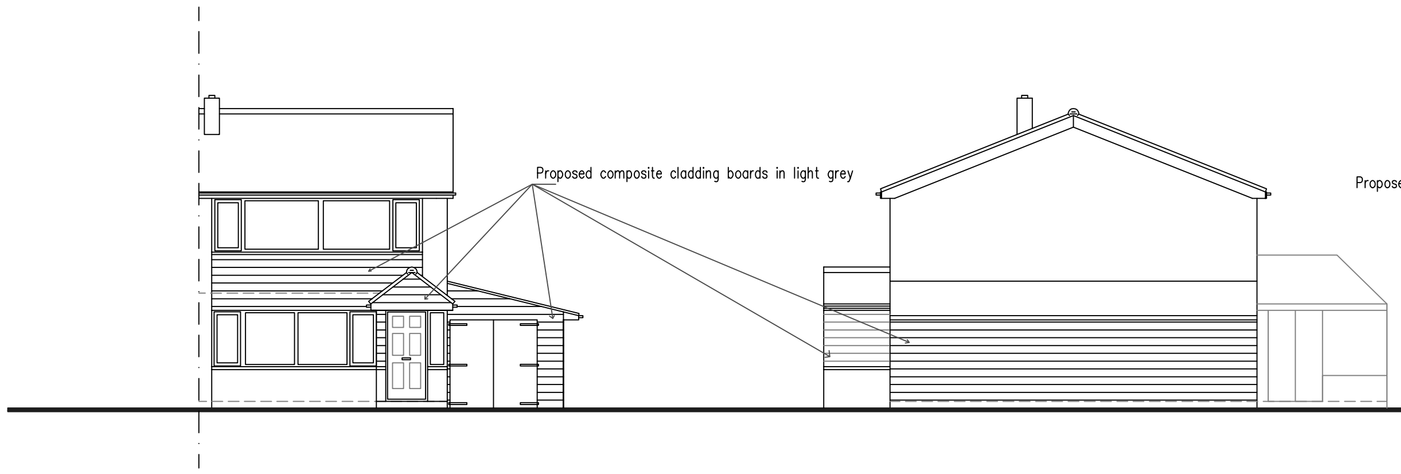

South Facing (Front) Elevation

1m 2m 3m 4m 5m 6m 7m 8m 9m 10m
1:100 Scale Bar

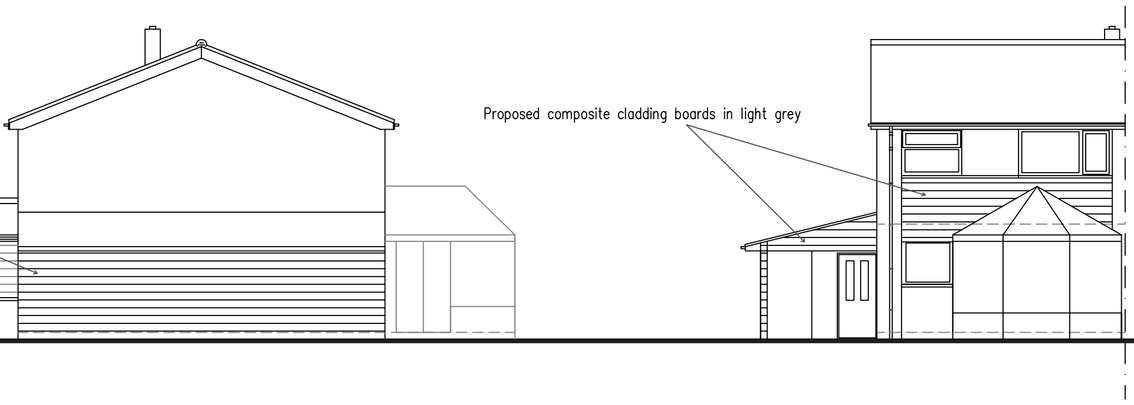

East Facing (Side) Elevation

1m 2m 3m 4m 5m 6m 7m 8m 9m 10m
1:100 Scale Bar

North Facing (Rear) Elevation

1m 2m 3m 4m 5m 6m 7m 8m 9m 10m
1:100 Scale Bar

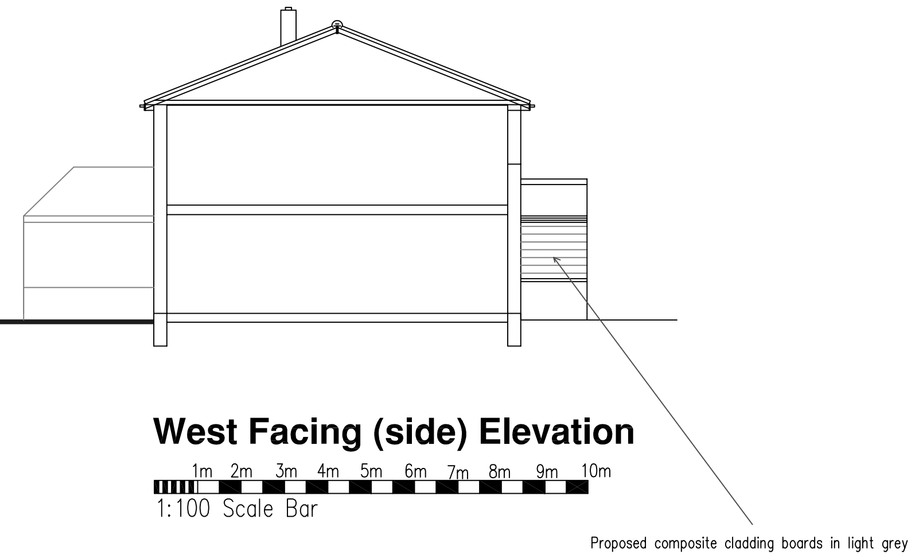

West Facing (side) Elevation

1m 2m 3m 4m 5m 6m 7m 8m 9m 10m
1:100 Scale Bar

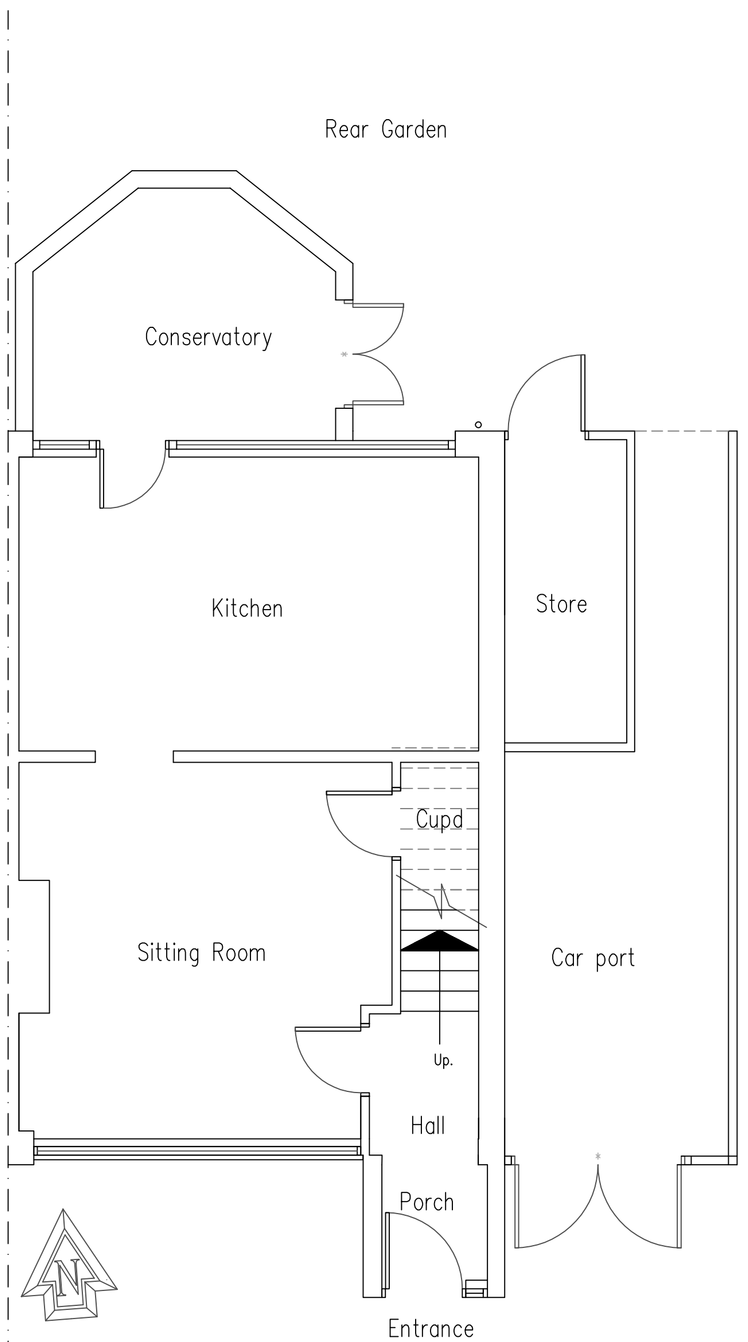

Ground Floor Plan

1:50 Scale Bar
1m 2m 3m 4m 5m 6m 7m 8m 9m 10m

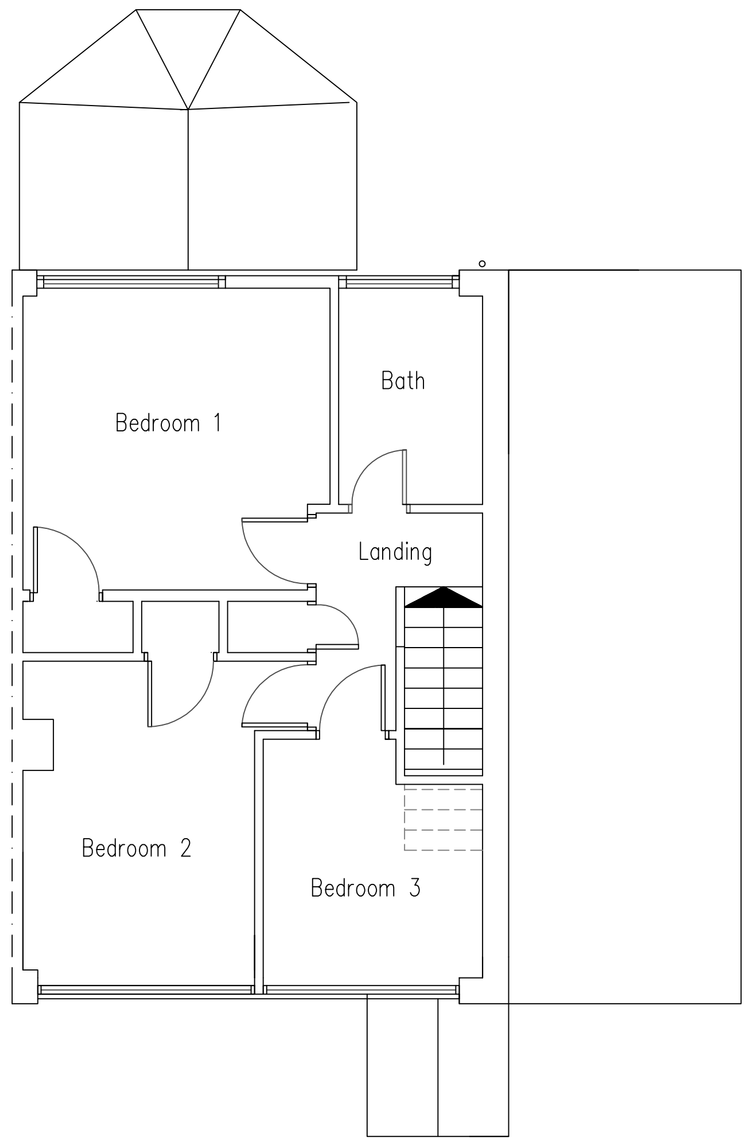

First Floor Plan

1:50 Scale Bar
1m 2m 3m 4m 5m 6m 7m 8m 9m 10m

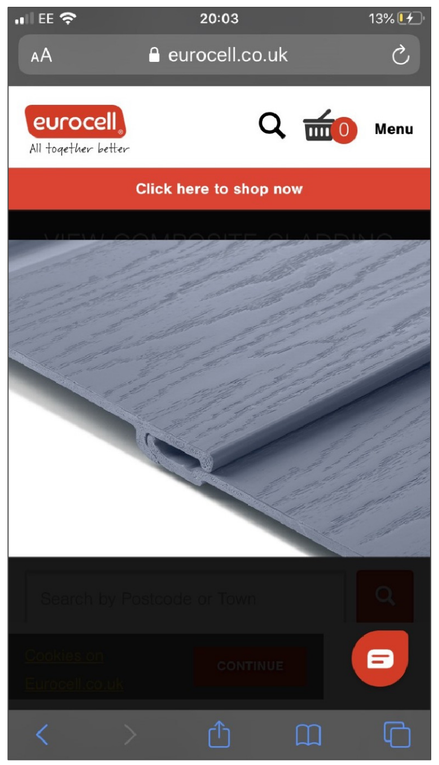

Proposed Composite Cladding example

Product Specification of the cladding

Technical Accreditation

- BBA Certified
- BS EN 13245-2:2008 PVC-UE profile for internal and external wall and ceiling finishes
- ISO 2796 Dimensional stability
- BS EN ISO 178 Flexural strength
- BBA T1/05 Voids appearance and dimensional checks
- BBA T1/04 Density
- BS EN ISO 3451-1 Ash content
- BBA T1/07 Fixings pull through strength
- BS EN ISO 180 Izod impact strength
- BBA T1/06 Hard body impact
- BS EN ISO 2409 Cross cut test
- BS EN 12608, clause 5.8.3 Colourfastness (resistance to UV ageing) - all primary colours for cladding boards and powder coated aluminium joints
- BS EN 13245-2, Annex B and Annex C - Resistance to Impact after UV ageing

Composite Cladding Boards

- Foamed composite base material with fire retardant
- Co-extruded with a UV-stable colour cap with outstanding fade resistance
- Minimal expansion/contraction
- Impact tested to rigid profile standards
- Skin – Acrylonitrile Styrene Acrylate, colour matched to RAL colour ranges
- Highly weatherable premium embossed matt woodgrain finish
- Dimensions: 5000mm (length) × 203mm (width) × 5mm (depth)
- Weight: 5kg per board
- Visible face when assembled: 167mm in height
- A pack of 4 boards covers approx. 3.334m² (0.84m² each)

DO NOT SCALE FROM THIS DRAWING EXCEPT FOR PLANNING AS PHOTOCOPIES WILL BE SUBJECT TO DISTORTION
DRAWINGS TO BE READ IN CONJUCTION WITH ALL OTHER ARCHITECT'S & STRUCTURAL ENGINEER'S CONTRACT DRAWINGS & SPECIFICATIONS.
ANY DISCREPANCIES MUST BE BROUGHT TO THE ATTENTION OF THE ARCHITECT IMMEDIATELY.
THE CONTRACTOR MUST VERIFY ALL DIMENSIONS BY SITE MEASUREMENT BEFORE ORDERING MATERIALS OR MANUFACTURING COMPONENTS.
SUBSTITUTE MATERIALS & PRODUCTS TO THOSE NAMED WILL BE ACCEPTABLE IF PROVEN TO BE OF EQUAL OR HIGHER PERFORMANCE AND NOT IN CONFLICT WITH OTHER ELEMENTS.

Project:

Proposed Cladding
At:
23 Shadwells Road
Lancing
West Sussex
BN15 9EN

Drawing title:

Plans & Elevations As Proposed

Client:
Chris Coleman

© Copyright of:

Architectural & Planning Services
15 West Street
Shoreham By Sea
West Sussex
BN43 5WF

BJW
01273 441009
07856899101
e-mail: benw@bjwarchitectural.co.uk
website: bjwarchitectural.co.uk

Scale:	Paper size
1:50 1:100	A1

Date:	Drawn:
3.6.2021	BJW

Drg. No.	Rev'n
02	

Note: All dimensions to be checked on site.