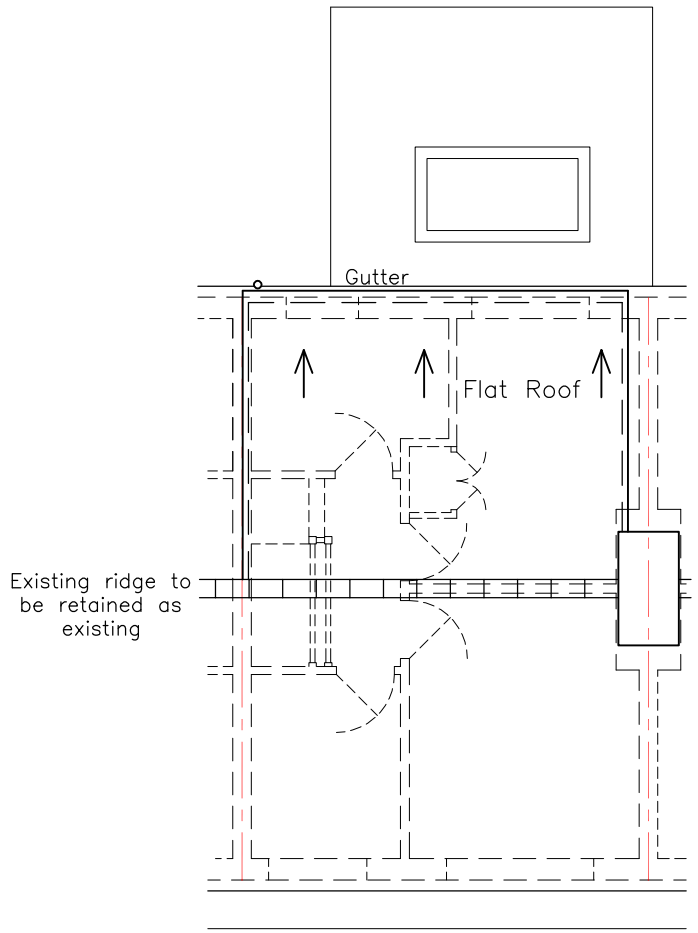

ROOF PLAN

SCHEDULE OF EXTERNAL MATERIALS (Roof Conversion/ Rear Dormer)

Walls :– Proposed rear dormer, to be to be clad with plain tiles/ vertical tile hanging.

Roof :– Proposed Flat roof to be covered with High Performace felt/ GRP Flat Roof Covering. Colour – Grey

External Joinery :– Windows to be double glazed white u.P.V.C./ aluminium to match existing, existing & proposed fascia's, soffits, barge boards, etc. to be white u.P.V.C.

Rainwater goods :– To be half–round u.P.V.C. guttering with circular down pipes, Colour – Black all to match existing

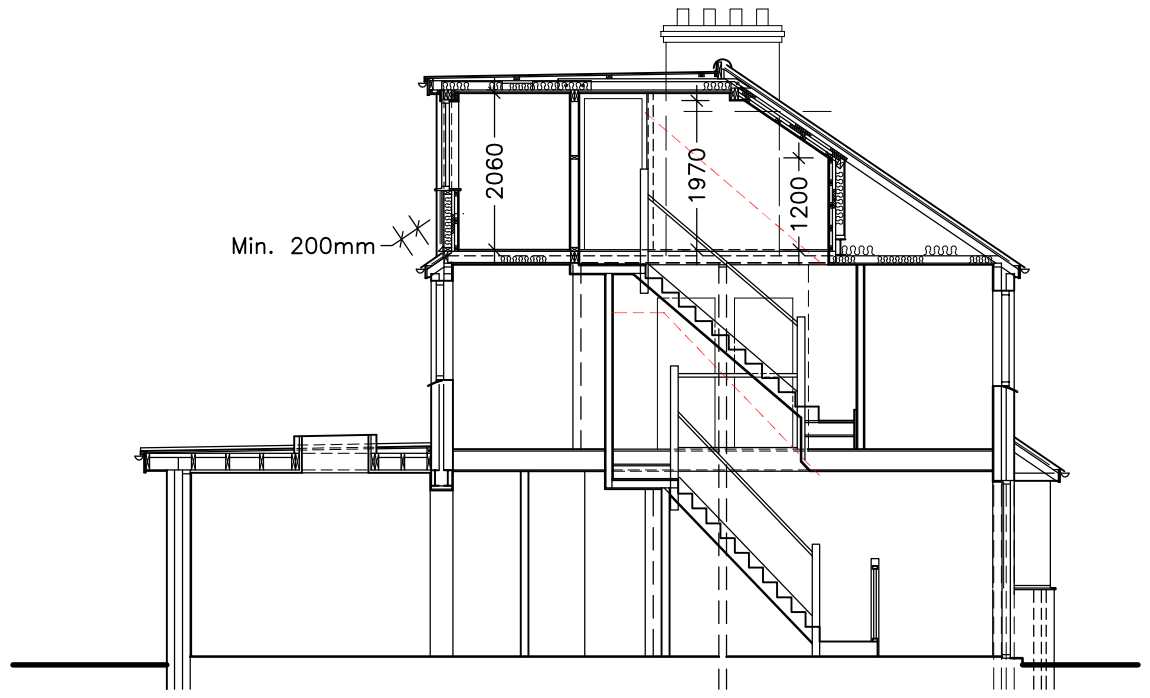

SECTION A–A

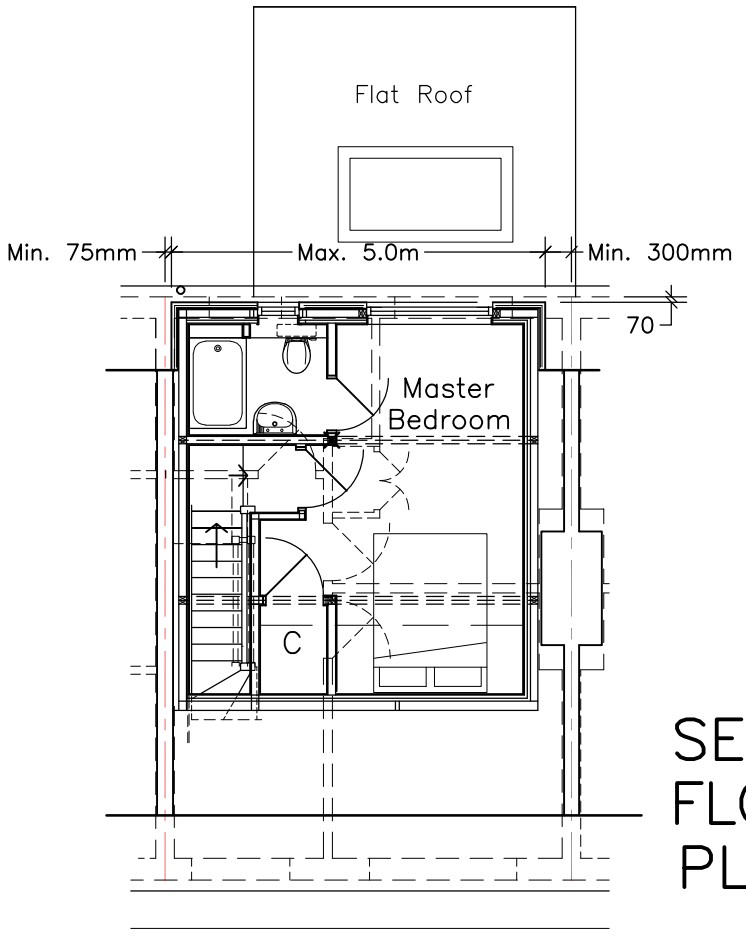

SECOND FLOOR PLAN

SCHEDULE OF EXTERNAL MATERIALS (Single Storey Rear Extension)

Walls :– Proposed single storey rear extension, to be fairfaced brickwork to match existing.

Roof :– Proposed Flat roof to be covered with High Performace felt/ GRP Flat Roof Covering. Colour – Grey

External Joinery :– Windows to be double glazed white u.P.V.C./ aluminium to match existing, existing & proposed fascia's, soffits, barge boards, etc. to be white u.P.V.C.

Rainwater goods :– To be half–round u.P.V.C. guttering with circular down pipes, Colour – Black all to match existing

0 1 2 3 4 5 10m

Scale Bar 1:100

This Drawing is to be read in conjunction with dwg. No. 674–01 to 04 Inclusive together with Structural Engineers Cal's/ Drawings/ Details at all times

Rev.	Description	Date
A	Rear Extension reduced in size	02/10/2

The Client is advised to ascertain and comply with his duties under the C.D.M. Regs 2015 and his obligations under the Party Wall etc. Act 1996 and Equality Act 2010 where applicable.
Contractors must verify all dimensions on site before commencing any work.
The copyright of this drawing is reserved.
The drawing must not be disclosed without authority
The drawings and drawing notes do not purport to cover each and every item required to complete the project, the notes are not a specification of works, the contractor is advised to verify the full extent of the works with the client.
This drawing to be read in conjunction with Designers Risk Assessment

Project
5 Bruce Ave.
Worthing
W. Sx. BN11 5JN

Proposed Rear Extension & Roof Conversion
SECOND FLOOR PLAN / SECTION As PROPOSED

Client
A. Hill

Drawing no.	674–04 (A3)	A
Scale 1 : 100	Date May 2024	

KG DESIGNS
ARCHITECTURAL CONSULTANT

Longacre, Bentons Lane, Dial Post,
Horsham, West Sussex RH13 8NW
Tel : 01403 711666
E-MAIL : kgd@kgdesigns.com