NOTES:

REFUSE AREA SLAB

Singly reinforced concrete slab, 1 layers of A193 mesh to BS 4483:2005 in the top of slab with 40mm cover and 300mm laps (minimum) sheet-to-sheet.

1 layer 500 gauge Visqueen membrane beneath insitu concrete all joints lapped min 300mm

Concrete bay compacted with immersion vibrators to ensure full compaction. Surface to be lightly brushed at right angles to longest length, all to be finished with Arris trowel to give 100mm trowelled margin.

DTp type 2 granular material to BS EN ISO 17982-1:2014 & BS EN ISO 17982-2:2014 can be natural sands, gravels, crushed rock, crushed slag, crushed concrete or well burnt non-plastic shale. Brick hardcore will not be permitted. Depth to suit CBR value.

ELECTRICAL DUCTS

Ducting is required for external light fittings to illuminate the compound area, depending on site requirements. No lighting is shown on this drawing as this will be a site specific requirement. This is likely to be a 100mmØ UPVC duct.

All ducting to be encased in min 150mm pea gravel surround with bend termination and draw wire to all ducts. Upon completion all ducts to be sealed with an expanding foam and pit to be sand filled with 25mm sand/cement over.

COMPOUND FENCE

General Contractor to supply and install compound fence and gate. Fence to be 2200mm high hit and miss timber palings.

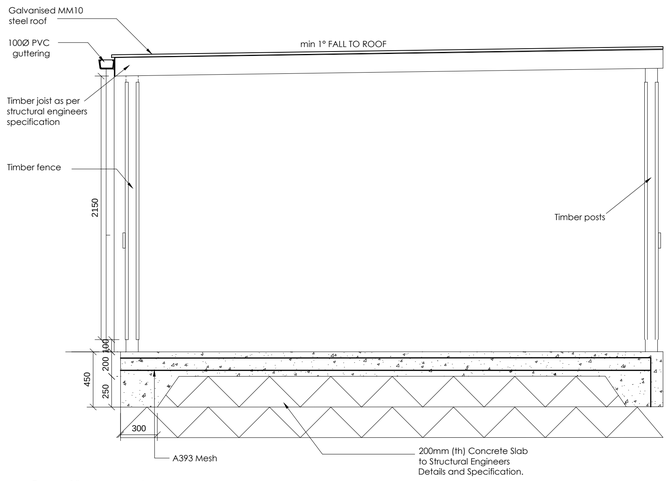

Section A-A

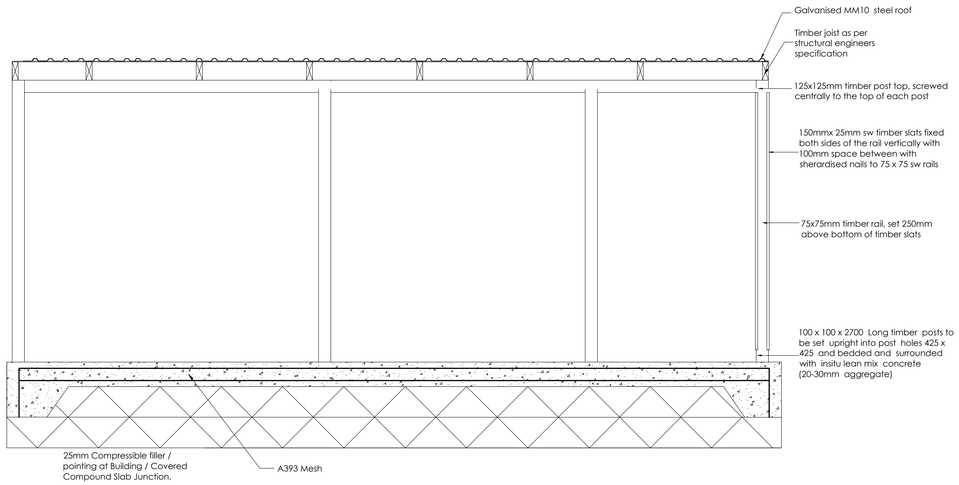

Section B-B

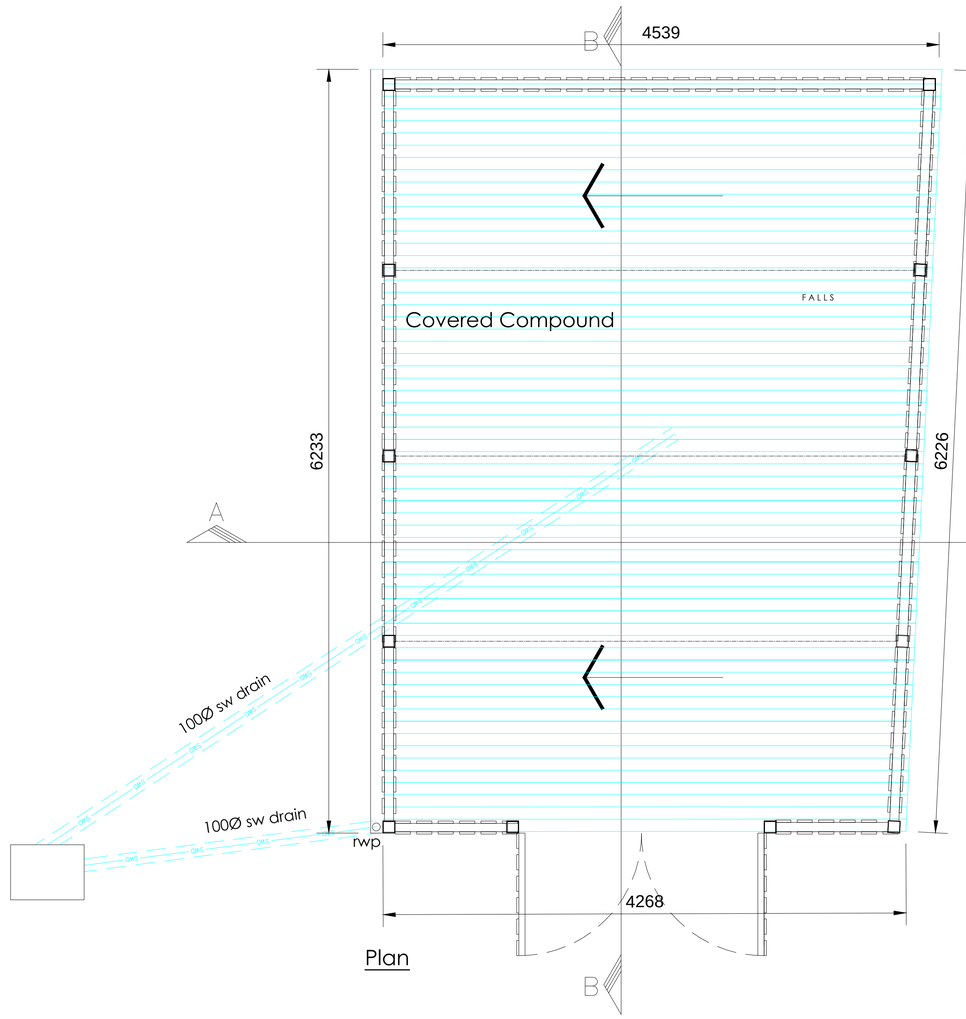

Plan

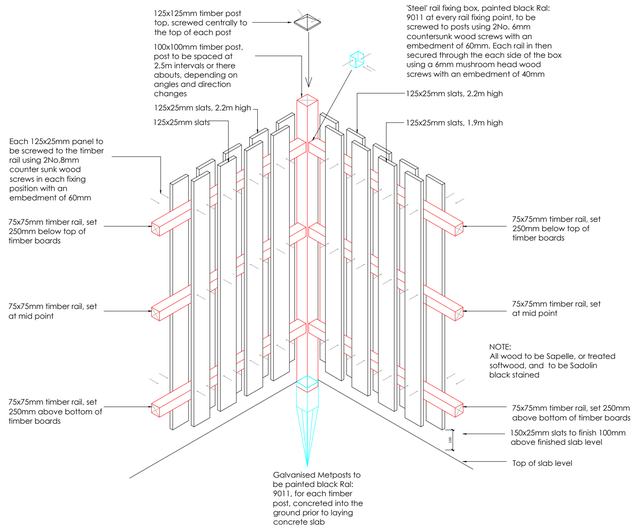

Isometric View

Compound - Plan & Sections
Scale 1:25

1:25 Scale Bar (Metres)
0 0.25 0.5 0.75 1 1.25 1.5 1.75 2

rev	date	by	description
~	26/03/23	DB	Drawing created

CLIENT

Motor Fuel Group
Building 2, Abbey View,
Everard Close, St Albans, AL1 2QU

PROJECT LOCATION

Brooklands Service Station
A259, 311 Brighton Road
Worthing, West Sussex, BN11 2HP

DRAWING

Covered Compound
Plan, Sections & Details

PLANNING

Wyeth Projects Services
The Cart Shed, Amberley Court,
Amberley Lane, Milford, Surrey,
GU8 5EB, United Kingdom
Tel: +44 (0)1483 424704
Email: enquires@wyethprojects.com

© This drawing is the copyright of WYETH PROJECTS SERVICES Ltd.

Date: March 2024	Draw By: DB	A1 original plot size
Scale: 1:25	Dwg No: WPS-MFG-651-P-10	Rev: ~

CAD file ref: BRKLDS-WPS-MFG-651-Planning Rev04.dwg