

Proposed North 1:100

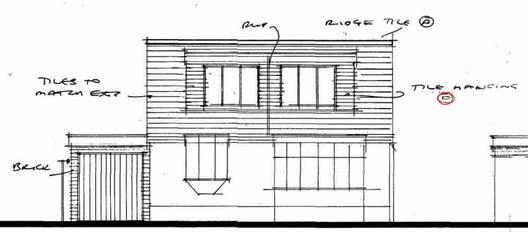

East

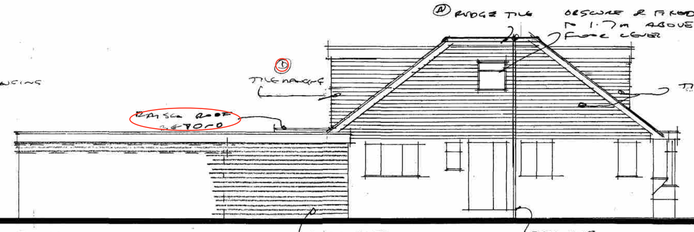

South

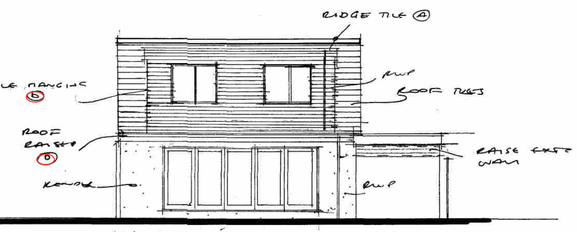

West

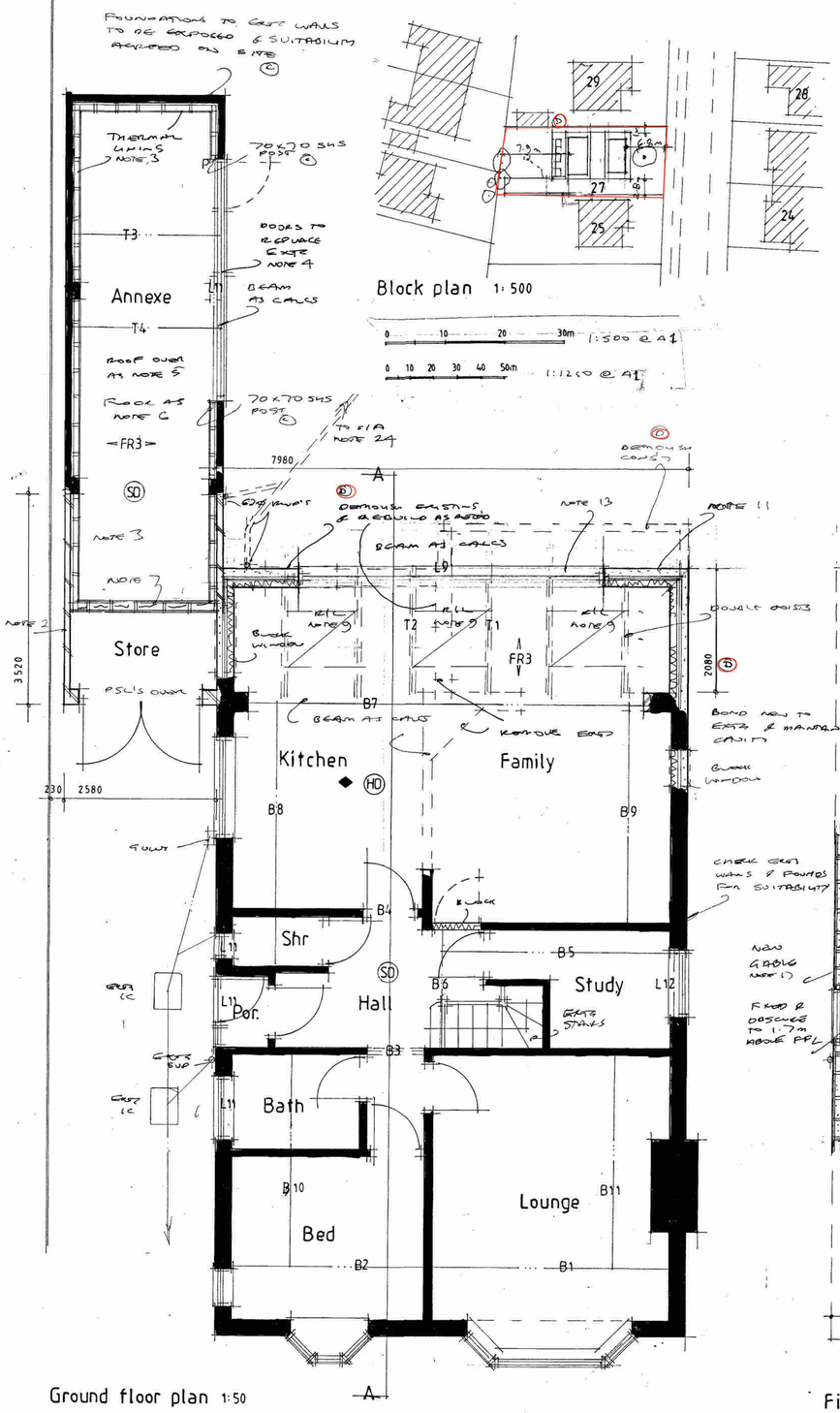

Ground floor plan 1:50

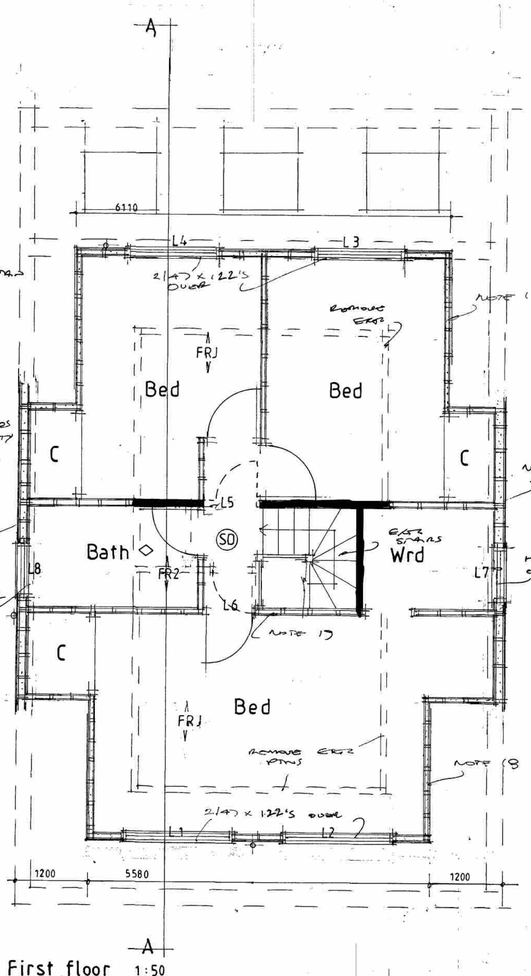

First floor 1:50

BEAM SCHEDULE (C)

ROOF		
FRJ	-	47 x 170 C24 grade timbers at 400mm centres
L1 - L6	-	2no 47 x 122 C24 grade timbers spiked together
Rafters	-	47 x 125 C24 grade timbers at 400mm centres
FR2	-	47 x 147 C24 grade timbers at 400mm centres
L7 - 8	-	2no 47 x 122 C24 grade timbers spiked together
L11 - 12	-	2no 47 x 170 C24 grade timbers spiked together
FJ	-	47 x 170 C24 grade timbers at 400mm centres
B1 - 2	-	152 x 152 UC 23kg
B3 - 4	-	2no 47 x 170 C24 grade timbers spiked together
B5 - 6	-	152 x 152 UC 23kg or B6 150 x 75 PFC 18kg
B7	-	203 x 203 UC86 kg
B8 - 11	-	Flitch beams 2no 47 x 170 C24 grade timbers with10mm x 150mm MS plate between bolted together
GRD FLR		
FR3	-	47 x 147 C24 grade joists at 400mm centres
L9	-	203 x 133 UB 30kg with 250 x 10 MS plate welded to top flange. Beam and plate to be zinc sprayed
L10	-	2no 47 x 147 C24 grade timbers spiked together
T1 - 2	-	150 x 75 PFC 18kg
L11	-	152 x 152 UC 23kg with 200 x 6 MS plate welded to top flange. Beam and plate to be zinc sprayed

ALL THE ABOVE TO BE READ IN CONJUNCTION WITH ENGINEERS CALCULATIONS AND DETAILS AT ALL TIMES

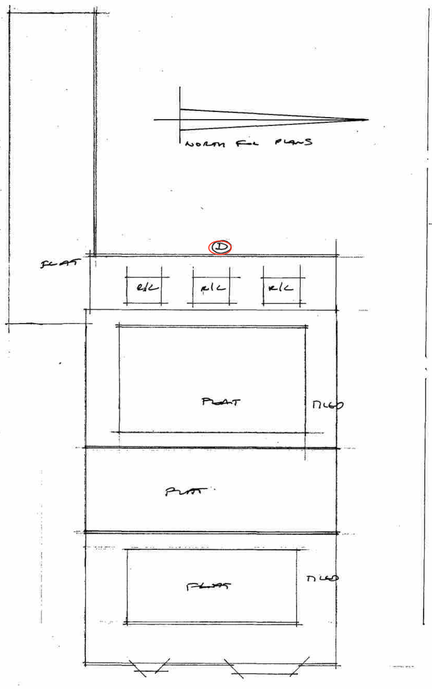

Proposed roof 1:100

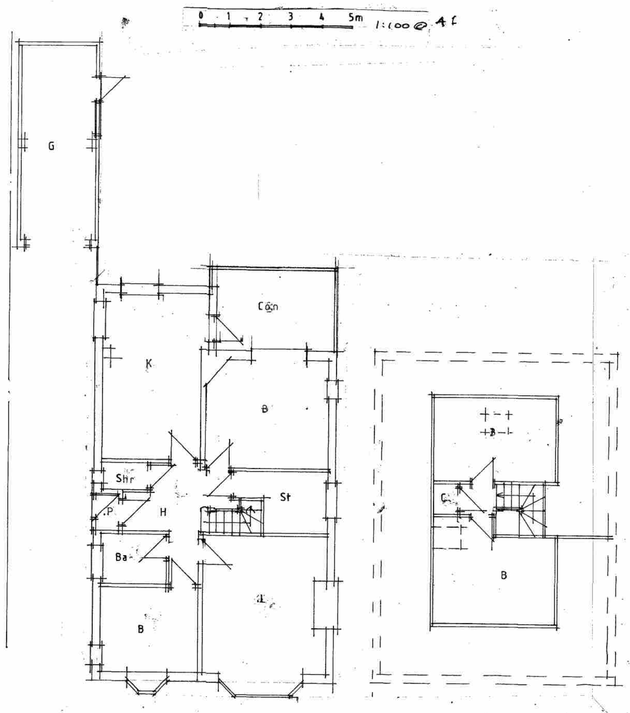

Existing ground floor 1:100 First floor 1:100

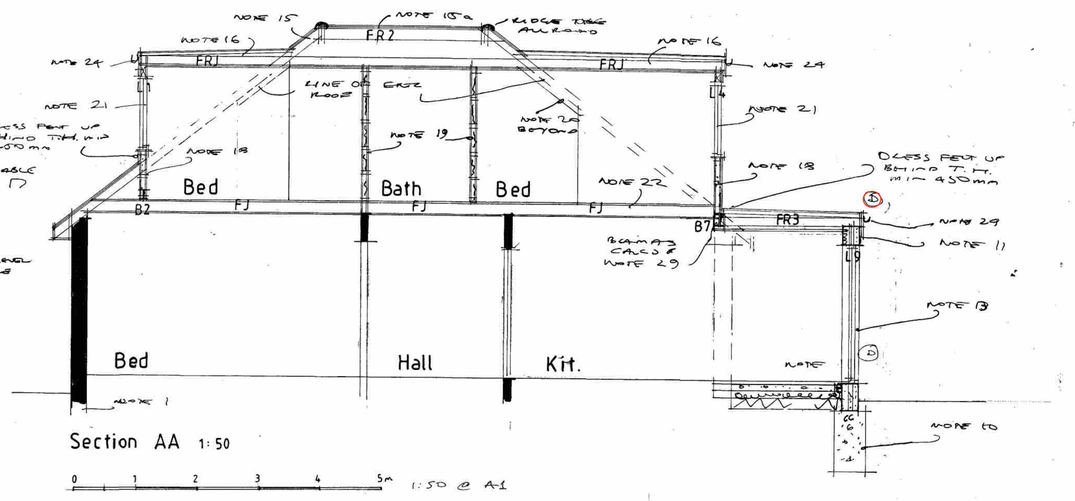

Section AA 1:50

0 1 2 3 4 5m 1:50 @ A1

D	TO CLIENTS AGENT (C)	AUG 22	
C	STRUCTURAL INFO ADDED	FEB 22	
B	UPDATED FOR B. REGS SUBMISSION	DEC 21	
A	TO T.P. AGENTS (A)	NOV 21	

AJ SALTER & SON
Architectural Technicians and Surveyors
50 WINDSOR ROAD, WORTHING, WEST SUSSEX, BN11 2LY
Tel/Fax: (01903 209496)
E-mail: ajsalterandson@hotmail.com

Client	Mr & Mrs Braybrook		
Address	27 Griffiths Avenue : Lancing		
Drawing	EXTENSION / ALTERATION	No.	5920 : 10 (D)
Scale	1:50 1:100 1:500 1:1250	Drawn	Date SEPT 21