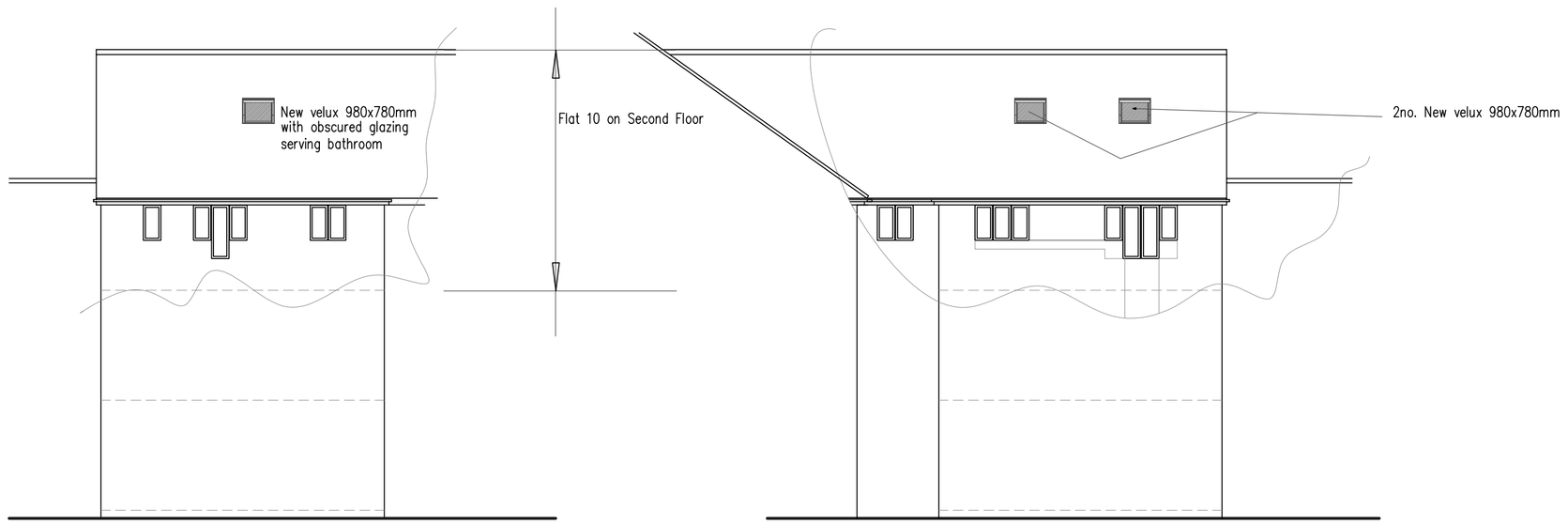

North (Rear) Elevation

South (Road Facing) Elevation

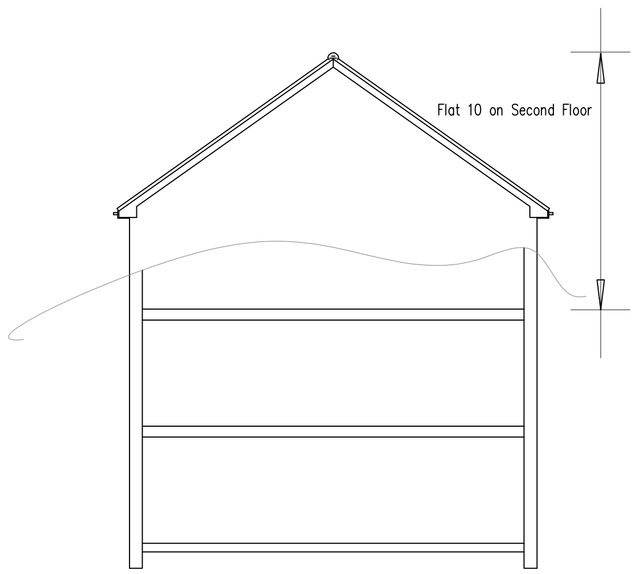

East (Side) Elevation

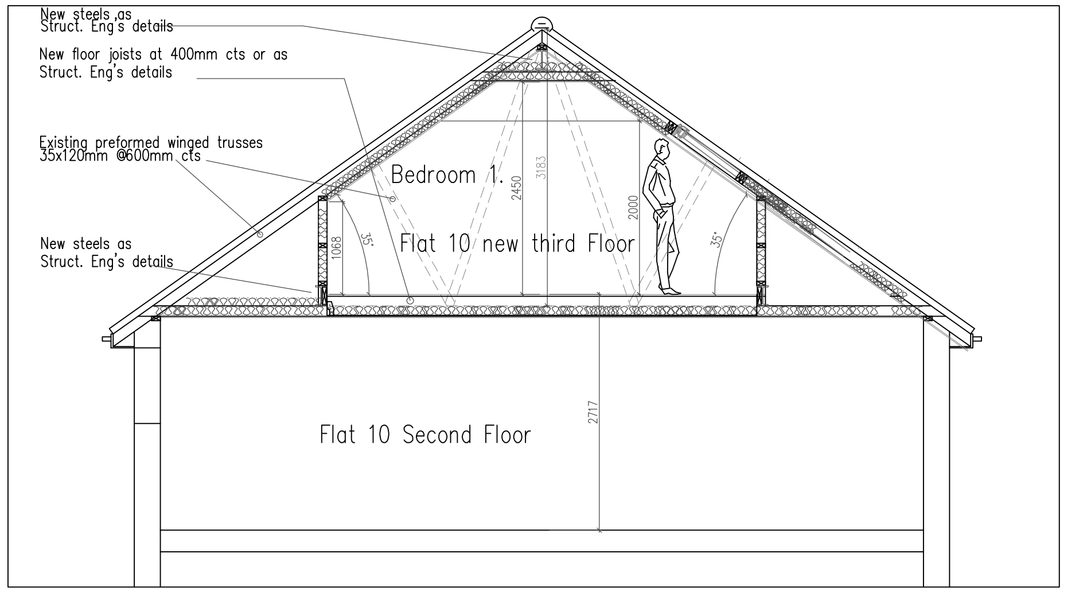

Proposed Section A-A 1:50@A1

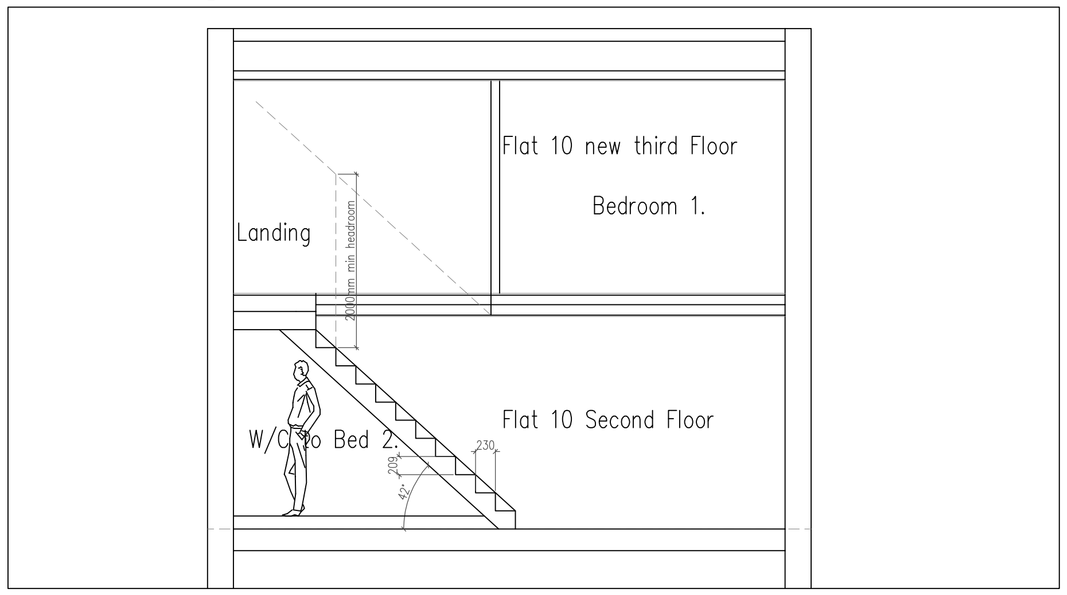

Proposed Section B-B 1:50@A1

1m 2m 3m 4m 5m 6m 7m 8m 9m 10m
1:100 Scale Bar

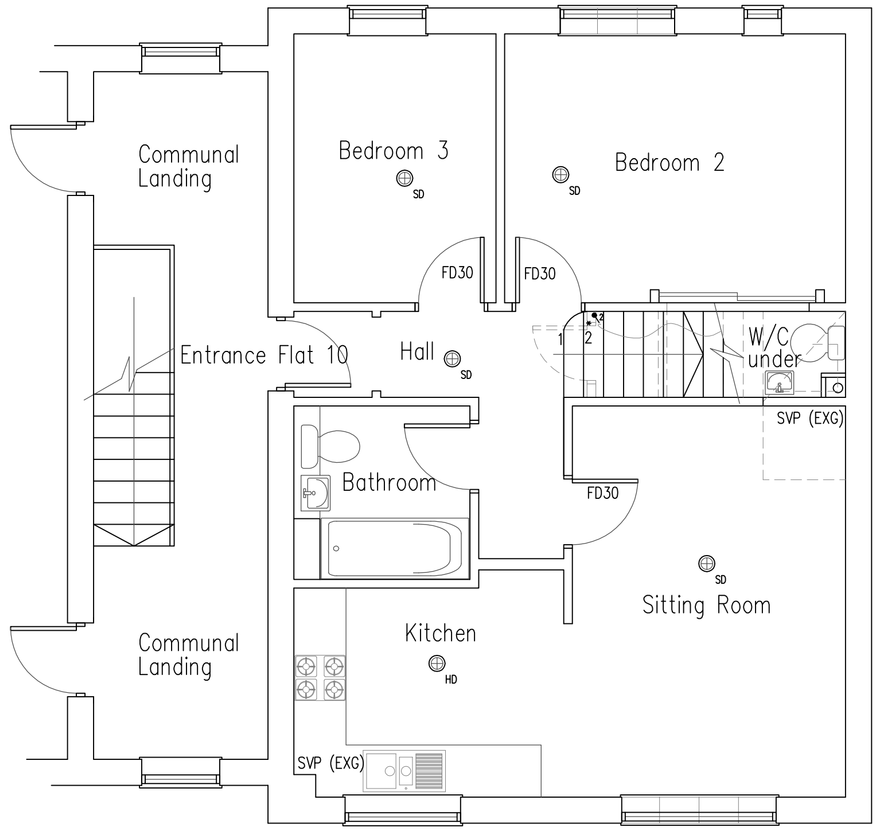

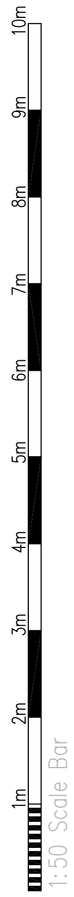

Second Floor Plan

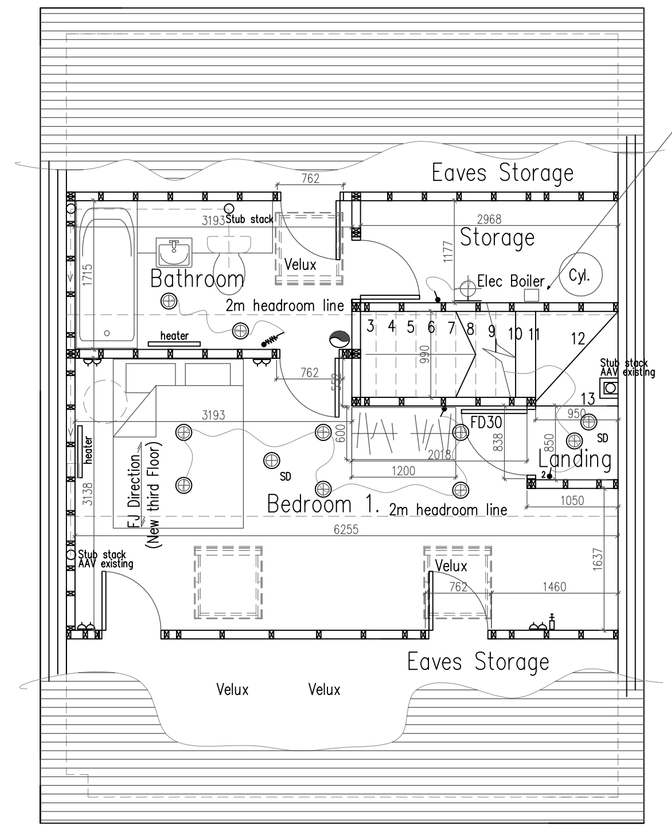

Third Floor Plan

Electric boiler and tank
to be re-positioned TBC

Structural Engineer to confirm all beam
layouts and sizes

Services Key

- Denotes pull cord
- Denotes light switch (2 way)
- Denotes light switch (timer)
- Denotes telephone
- Denotes television aerial points
- Denotes double socket
- Denotes double socket (floor level)
- Denotes cooker point
- Denotes spur
- Denotes shaver socket incorporating light
- Denotes external water tap
- Denotes wall light
- Denotes ceiling rose
- Denotes spotlight
- Denotes fluorescent tube
- Denotes radiator
- Denotes PIR detector
- Denotes extractor fan
- Denotes smoke detector
- Denotes heat detector
- Denotes meter

DO NOT SCALE FROM THIS DRAWING (Copies are not exact)
DRAWING TO BE READ IN CONJUCTION WITH ALL OTHER ARCHITECT'S & STRUCTURAL ENGINEER'S CONTRACT DRAWINGS & SPECIFICATIONS.
ANY DISCREPANCIES MUST BE BROUGHT TO THE ATTENTION OF THE ARCHITECT IMMEDIATELY.
THE CONTRACTOR MUST VERIFY ALL DIMENSIONS BY SITE MEASUREMENT BEFORE ORDERING MATERIALS OR MANUFACTURING COMPONENTS.
SUBSTITUTE MATERIALS & PRODUCTS TO THOSE NAMED WILL BE ACCEPTABLE IF PROVEN TO BE OF EQUAL OR HIGHER PERFORMANCE AND NOT IN CONFLICT WITH OTHER ELEMENTS.

A	27.10.10	Velux Cabrio System removed

Project:

Proposed Conversion Of
Of Roofspace At:
Flat 10 (Second Floor)
King Charles Place
Emerald Quay
Shoreham By Sea
BN43 5JH

Drawing title:

Plans & Elevations As Proposed

Client:

Mr P. Dickerson

Copyright of:

Architectural & Planning Services
15 West Street
Shoreham By Sea
West Sussex
BN43 5WF

bjw

01273 441009 (after 6pm)
07856899101
e-mail: benwhitby15@yahoo.co.uk

Scale:	Paper size
1:100 1:50	A1

Date:	Drawn:
6.9.2010	BJW

Drg. No.	Rev'n
02	A

Note: All dimensions to be checked on site.