Part Ground Floor

Existing

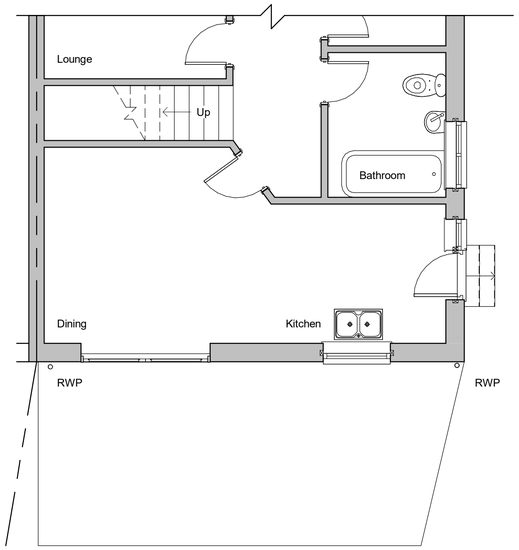

Part Ground Floor

Proposed

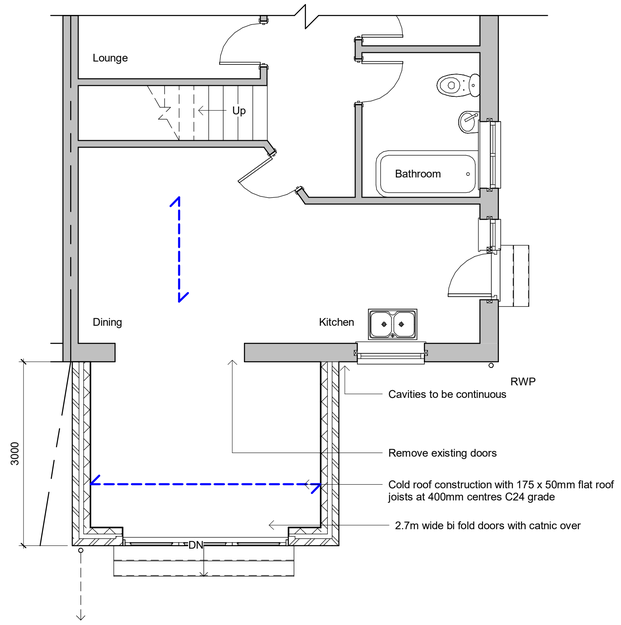

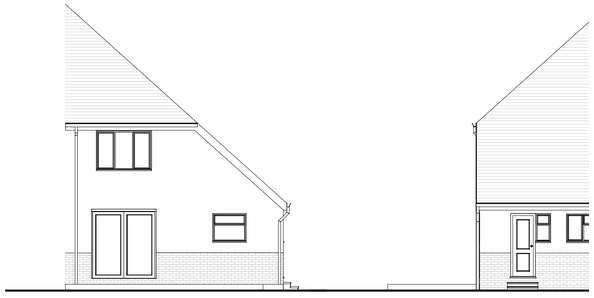

Existing Rear Elevation

South

Existing Side Elevation

East

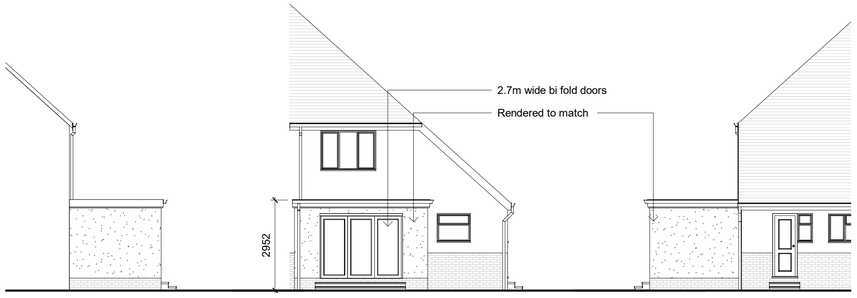

Proposed Side Elevation

West

Proposed Rear Elevation

South

Proposed Side Elevation

East





Site Plan 1:500

Site Plan 1:1250



Revisions

0.5 0 0.5 1 1.5 2 2.5
SCALE 50 m
1:

1 0 1 2 3 4 5
SCALE 100 m
1:

5 0 5 10 15 20 25
SCALE 500 m
1:

10 0 10 20 30 40 50
SCALE 1250 m
1:

Materials

Drawing Number	2021/235	Sheet	1 of 1
Size	A1	Scale	1:50, 1:100, 1:500, 1:1250

Project

Existing and Proposed details
October 2021

Job Title

27 Abbots Way
Lancing
BN15 9DH

Do Not scale from this drawing except for planning as photocopies will be subject to distortion
Drawings to be read in conjunction with all other Designers and structural engineers contract drawings and specifications:
Any discrepancies must be brought to the attention of the Designer immediatialy.
The contractor must verify all dimensions by site measurement before ordering materials or manufacturing components
Substitute materials and products to those named will be acceptable if proven to be of equal or higher performance and not in conflict with other elements

M.J.Humphrey
Ltd

RICS cabe chartered association of building engineers

Mel Humphrey MRICS, MBEng
39 Northease Drive
Hove
East Sussex
BN3 8PQ

Mel@mjhumphrey.co.uk
07701055182

Adam Humphrey
230 Dominion Road
Worthing
West Sussex
BN14 8JL

Adam@mjhumphrey.co.uk
07812419142