The contractor is responsible for setting out and must check all levels and dimensions prior to work being put in hand.

This drawing may be scaled for planning purposes only. For construction purposes only written dimensions are to be taken in respect of this project.

Rev Date Comment

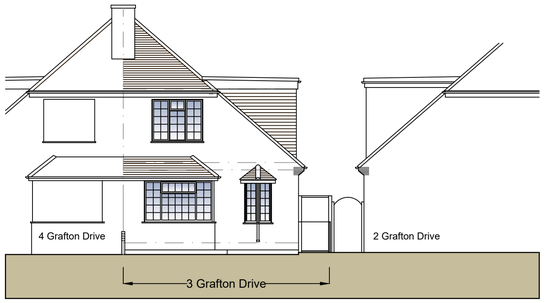

Existing South (Front) Elevation 1:100



Existing East (Side) Elevation 1:100

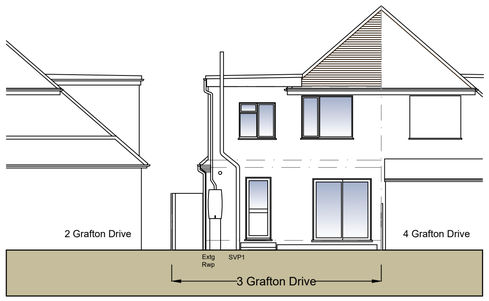

Existing North (Rear) Elevation 1:100

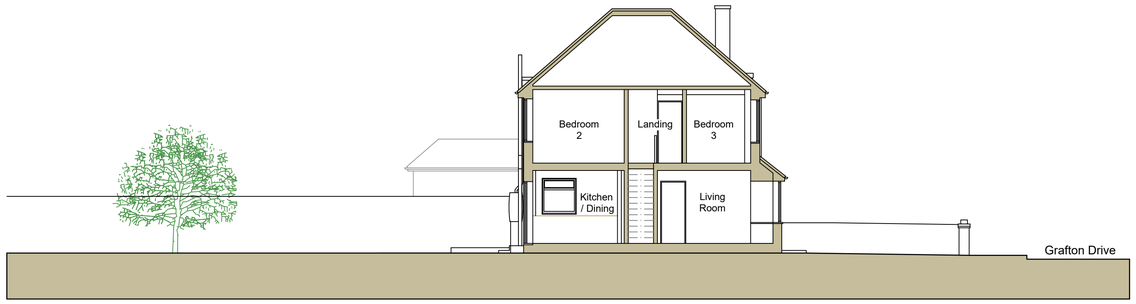

Existing West (Side) Elevation / Section A-A 1:100

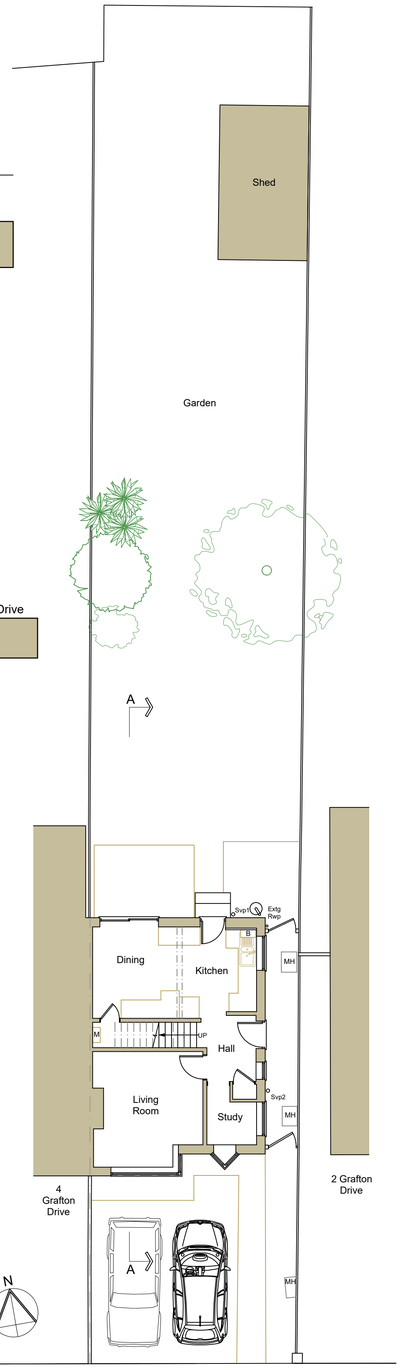



Existing Block Plan 1:500

0 1 2 3 4 5 10 15 20 25
Metres 1:500 Scale Bar

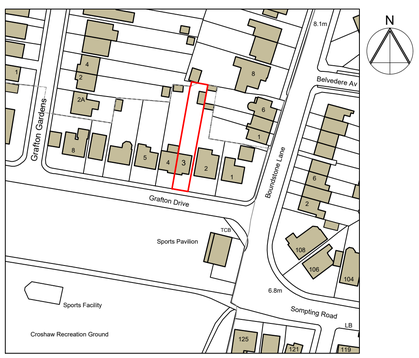

Existing Location Plan 1:1250

0 5 10 20 30 40 50
Metres 1:1250 Scale Bar

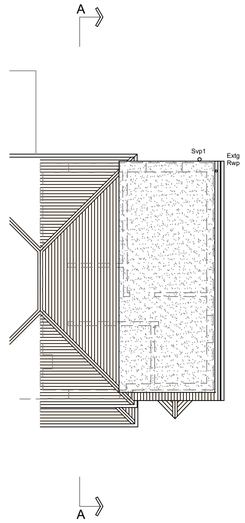

Existing Roof Plan 1:100

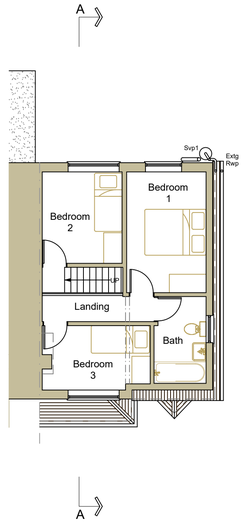

Existing First Floor Plan 1:100

Key:-

- Indicates existing walls.
- Indicates new / infill masonry walls.
- Indicates new studwork walls.
- Indicates line of walls to be removed.
- Indicates line of structure over.
- Indicates line of structure under.

Existing Ground Floor / Site Plan 1:100

0 1 2 3 4 5 6 7 8 9 10
Metres 1:100 Scale Bar

Schedule Of Existing Materials:-

Roof - Tiled pitched roof to house with flat roof side dormer.

Walls - Roughcast rendered masonry walls & vertical tile hanging to side dormer.

Doors & Windows - White finish.

Rainwater Goods - Finished black.

J H Pfeiffer
BA Hons Dip Arch
Architecture & Design

76 Brougham Road
Worthing, West Sussex, BN11 2NU
Tel: 07776 253076
E-mail: heidipfeiffer@hotmail.com

Project:-
Proposed Single Storey Rear Extension at 3 Grafton Drive, Sompting.

Client:-
Mr & Mrs G Elliott

Address:-
3 Grafton Drive, Sompting, Lancing, West Sussex, BN15 9SW

Drawing Title:-
Existing Location Plan, Block Plan, Plans, Elevations & Section A-A

Scale:-
1:1250 / 1:500 / 1:100 @ A1

Date:-
Feb 2020

Drawing No:-
1433 / EX01

Rev:-