The contractor is responsible for setting out and must check all levels and dimensions prior to work being put in hand.

This drawing may be scaled for planning purposes only. For construction purposes only written dimensions are to be taken in respect of this project.

Rev Date Comment

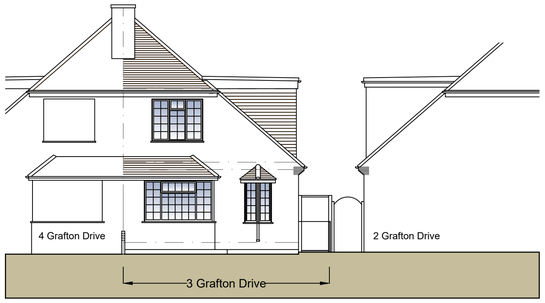

Existing South (Front) Elevation 1:100
N.B Unaffected by Proposals

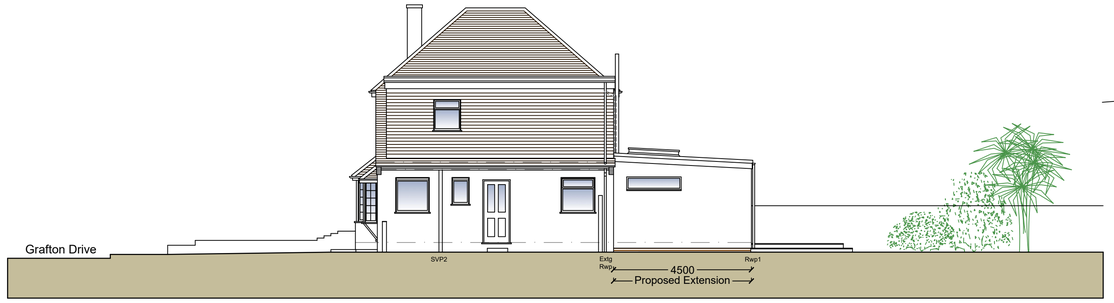

Proposed East (Side) Elevation 1:100

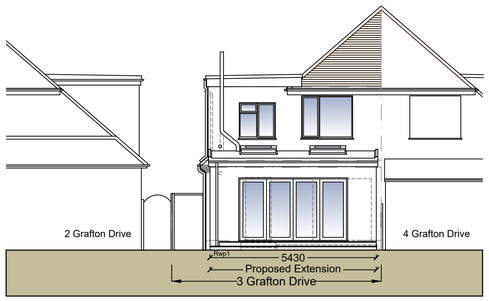

Proposed North (Rear) Elevation 1:100

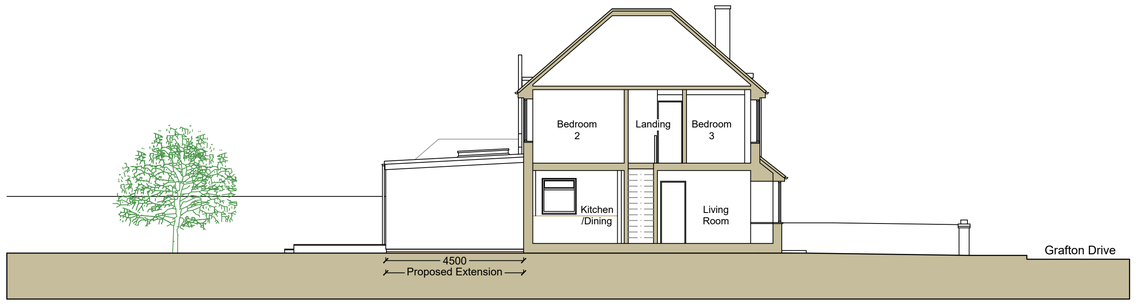

Proposed West (Side) Elevation / Section 1:100

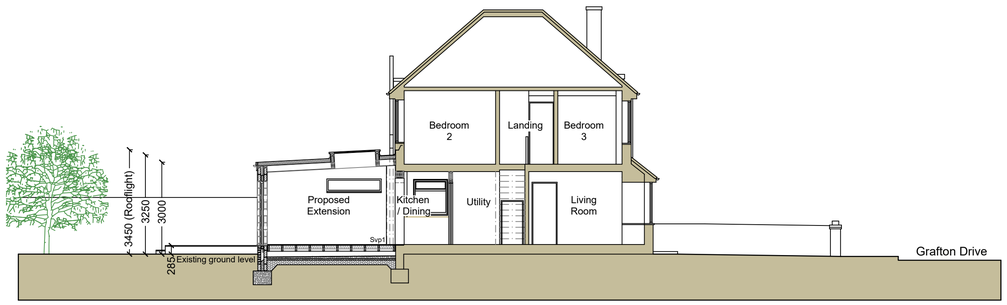

Proposed Section A-A 1:100



Proposed Block Plan 1:500

0 1 2 3 4 5 10 15 20 25
Metres 1:500 Scale Bar

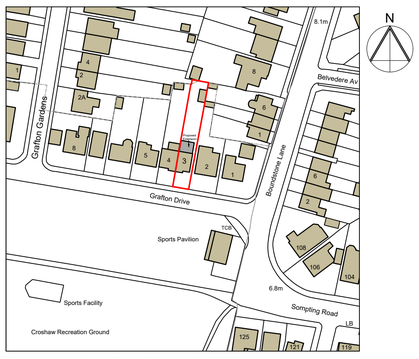

Proposed Location Plan 1:1250

0 5 10 20 30 40 50
Metres 1:1250 Scale Bar

Proposed Roof Plan 1:100

Proposed First Floor Plan 1:100

Proposed Ground Floor / Site Plan 1:100

0 1 2 3 4 5 6 7 8 9 10
Metres 1:100 Scale Bar

Key:-

- Indicates existing walls.
- Indicates new / infill masonry walls.
- Indicates new studwork walls.
- Indicates line of walls to be removed.
- Indicates line of structure over.
- Indicates line of structure under.

Application For Permitted Development For Prior Approval.

Notes for Compliance with Permitted Development Requirements:-

The proposals are a new single storey rear Extension to the existing semi-detached house at 3 Grafton Drive, Sompting, Lancing.

The proposed single storey rear Extension complies with Permitted Development Rights:-

Schedule Of Existing & Proposed Areas:-

Existing Curtilage of Property = 295 m.sq

Existing Area of House = 46.3 m.sq.

Existing Shed = 14.7 m.sq

Total Existing Built Area = 61 m.sq.

Area of Proposed Rear Extension = 24.4 m.sq

Total Proposed Built Area = 85.4 m.sq

29% of curtilage

1. No more than half the area of land around the "original house"* would be covered by additions or other buildings.
2. The proposed Extension is to the rear of the house and not forward of the principal elevation or side elevation fronting the highway.
3. The proposed Extension will be within 2m of the boundary - the eaves height will be no higher than 3m and the maximum height of the roof will be less than 4m.
4. The proposed single-storey rear Extension will not extend beyond the rear wall of the original house by more than 6m.
5. The proposed Extension will have a rendered finish to match the existing house.

Schedule Of Proposed Materials:-

Roof - Flat roof to proposed single-storey rear Extension.

Walls - Roughcast rendered masonry walls to match existing.

Doors & Windows - White finish to match existing.

Rainwater Goods - Finished black to match existing.

J H Pfeiffer
BA Hons Dip Arch
Architecture & Design

76 Brougham Road
Worthing, West Sussex, BN11 2NU
Tel: 07776 253076
E-mail: heidipfeiffer@hotmail.com

Project:-
Proposed Single Storey Rear Extension at 3 Grafton Drive, Sompting.

Client:-
Mr & Mrs G Elliott

Address:-
3 Grafton Drive, Sompting, Lancing, West Sussex, BN15 9SW

Drawing Title:-
Proposed Location Plan, Block Plan, Plans, Elevations & Section A-A

Scale:-
1:1250 / 1:500 / 1:100 @ A1

Date:-
Feb 2020

Drawing No:-
1433 / PL01

Rev:-