

FRONT NORTH ELEVATION

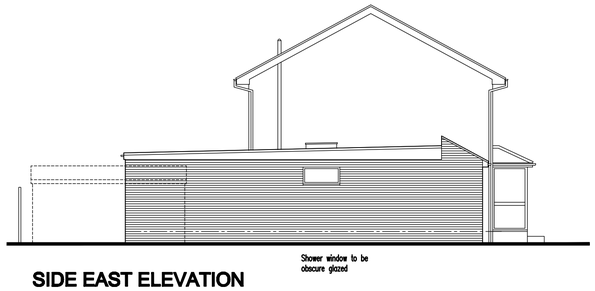

SIDE EAST ELEVATION



REAR SOUTH ELEVATION

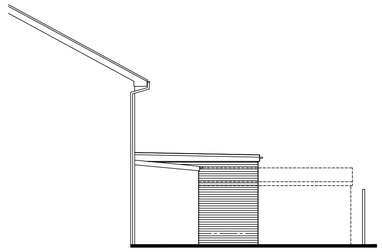

SIDE WEST ELEVATION

PROPOSED ELEVATIONS

Scale 1:100

0m 5m 10m

Scale Bar – 1:100

SCHEDULE OF MATERIALS

WALLS - FACING BRICKWORK TO MATCH EXISTING
ROOF - FLAT ROOF
ROOFLIGHT - ROOFLIGHT PVCu
WINDOW - PVCu WINDOWS COLOUR WHITE
RAINWATER GOODS - PVCu COLOUR WHITE

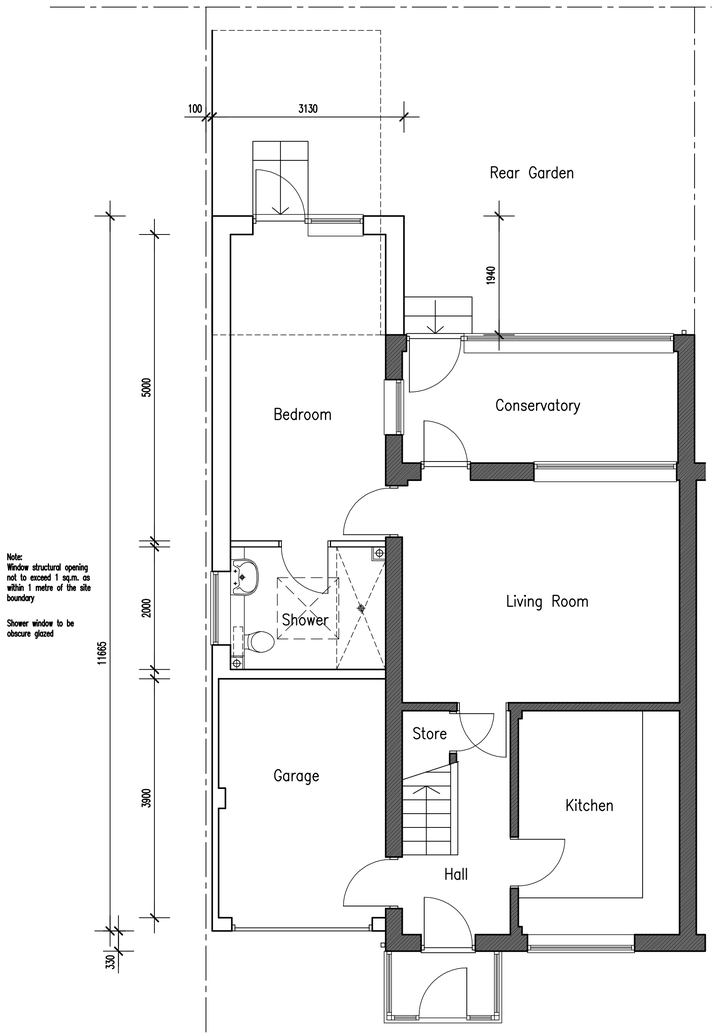

Note:
Window structural opening not to exceed 1 sq.m. as within 1 metre of the site boundary

Shower window to be obscure glazed

PROPOSED GROUND FLOOR PLAN

Scale 1:50

0m 5m 10m

Scale Bar – 1:50



BLOCK PLAN

Scale 1:500

0m 10m 20m 30m 40m 50m

Scale Bar – 1:500

No dimensions to be scaled from drawing except for planning purposes.

The contractor should check all dimensions on site.

It is the contractors responsibility to ensure compliance with Building Regulations.

C.D.M. Regs. 2015. The Client is advised of his responsibilities to appoint a Planning Supervisor under these Regs. All works to comply with the C.D.M. Regs. 2015.

The Party Wall Act. 1996 The property owner is advised of the requirements of the Act, & the requirement to serve a Party Wall Notice on any adjoining owners as required under the act.

REVISIONS:

A. 04.02.20 Amended in accordance with client's requirements.
B. 05.02.20 Amended in accordance with client's requirements.
C. 06.02.20 Amended in accordance with client's requirements.

ADCS
Architectural Design
Computer Services

30 Foxley Lane
Worthing
West Sussex
BN13 3AD
Tel: 01903 260701
E-mail:
adcs@sky.com

Client
MR FIELD

Project
PROPOSED SIDE EXTENSION
68 INGLESIDE CRESCENT
LANCING,
WEST SUSSEX BN15 8EW

Drawing
PROPOSED FLOOR PLAN & ELEVATIONS

Scale	Date	Drawn
1:50 & 1:100 @ A1	28.01.20	TP

Drawing No. **1298/P011** Revision **C**