

EAST ELEVATION

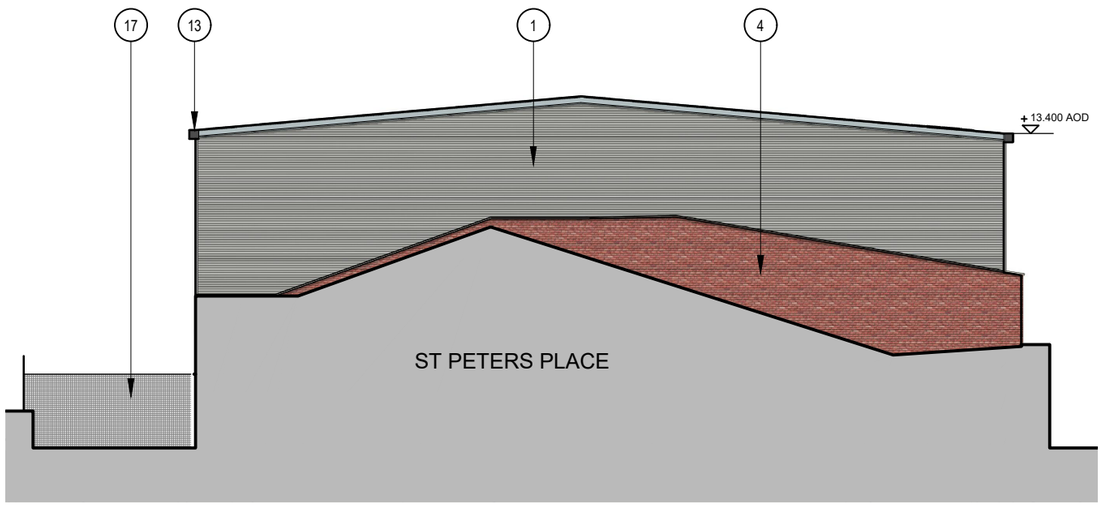

WEST ELEVATION

© Mountford Pigott LLP 2021 Reproduction in whole or in part by any means is prohibited without the prior permission of Mountford Pigott LLP.

This drawing is only to the stated scale if it is printed correctly. MPLLP cannot accept responsibility for the incorrect scaling of drawings printed by third parties.

All dimensions are in mm unless otherwise stated.

If this drawing forms part of an application for planning permission on behalf of the applicant named below, it shall not be used for any other purpose without the express permission of Mountford Pigott LLP.

This drawing may incorporate information from other professionals. Mountford Pigott LLP cannot accept responsibility for the integrity and accuracy of such information. Any clarification and/or additions that are required appertaining to such information should be sought from the relevant profession or their appointment representative as listed below.

LIST OF INFORMANTS :

TOPOGRAPHICAL SURVEY
-
-
-
-

REVISIONS	DATE	DRN	REV
GENERAL UPDATE	28.03.22	RM	A
POSITIONS OF ROOFLIGHTS AND PV AMENDED, REAR BRICKWORK EXTENT UPDATED	22.03.23	HR	B
PV ARRAY AMENDED, PLANT MOVED	07.08.23	MW	C

MATERIALS SCHEDULE

1. Horizontally laid profiled metal panels PPC RAL 9006
2. Horizontally laid Micro-rib profile metal panels, PPC RAL 9002 (Hamlet)
3. Aluminium cassette cladding, PPC RAL 5003 (Sapphire blue) on composite karrier panels
4. Existing gable brickwork retained and extended to match
5. Windows, PPC aluminium frame, RAL 000 55 00
6. Glazed entrance/exit door, PPC aluminium frame, RAL 000 55 00
7. Solid core steel doors, PPC RAL 000 55 00
8. Insulated overhead sectional door, RAL 000 55 00
9. Trapezoidal profile aluminium roof cladding, PPC RAL 080 70 05 (Goosewing grey)
10. Glazed entrance canopy
11. Loading door canopy
12. Aluminium Fascia, PPC RAL 7016
13. Rainwater goods, PPC RAL 7016
14. Polycarbonate rooflights
15. Heavy duty bollards, yellow and black
16. Paladin perimeter fence, dark grey
17. Future plant location
18. Brise soleil
19. Bike shelter
20. Roof hatch
21. Photovoltaic panels

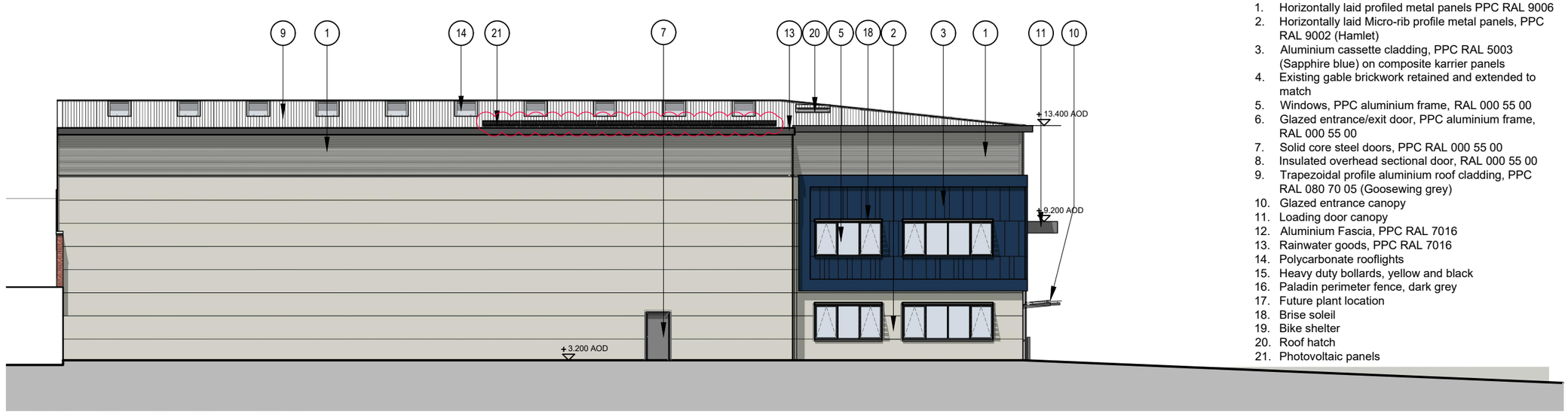

SOUTH ELEVATION

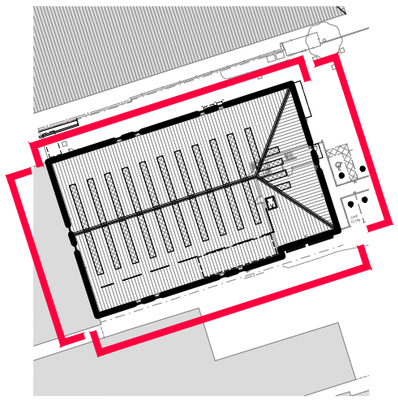

KEY PLAN

North

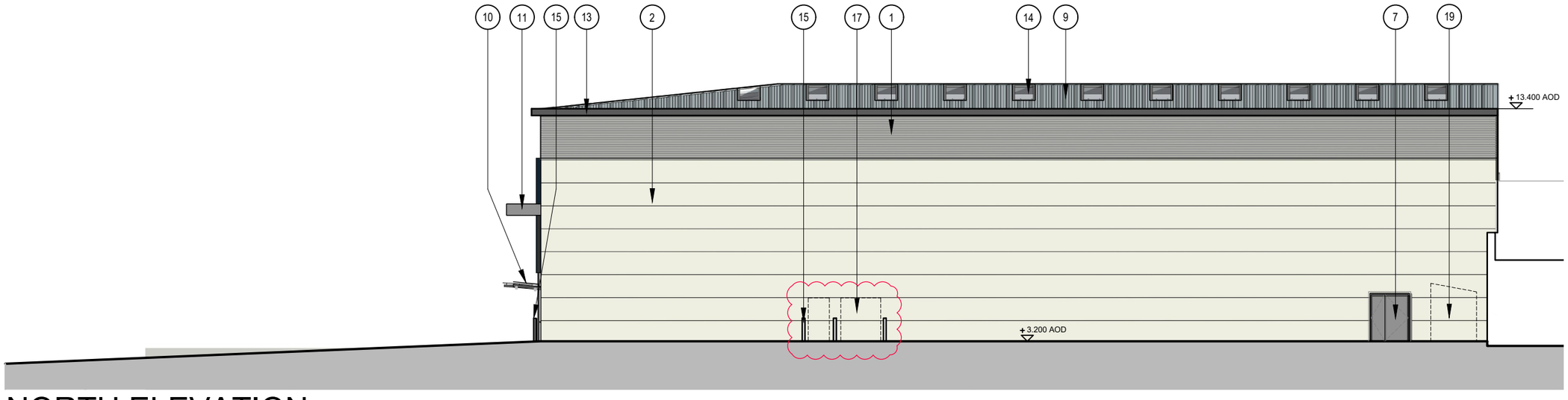

NORTH ELEVATION

0 2m 4m 6m 8m 10m

MountfordPigott

5 COMMERCE ROAD
LANCING

ELEVATIONS
AS PROPOSED
2346-P05-C

1:200 @ A3 12.21
DRAWN BY MW