Planning Services, Adur District Council

Civic Centre,
Ham Road,
Shoreham-by-Sea,
West Sussex,
BN43 6PR

Tel : (01273) 263222 (calls may be recorded)
website : www.adur.gov.uk
e-mail : developmentcontrol@adur.gov.uk

ADUR DISTRICT COUNCIL



PLANNING SERVICES
PLAN NO.
DATE RECEIVED
Ado/02436/8
07 MAY 2008

Householder Application for Planning Permission for works or extension to a dwelling.
Town and Country Planning Act 1990

Publication of planning applications on council websites

Please note that with the exception of applicant contact details and Certificates of Ownership, the information provided on this application form and in supporting documents may be published on the council's website.

If you have provided any other information as part of your application which falls within the definition of personal data under the Data Protection Act which you do not wish to be published on the council's website, please contact the council's planning department.

Please complete using block capitals and black ink.
It is important that you read the accompanying guidance notes as incorrect completion will delay the processing of your application.

1. Applicant Name and Address

Title:	MRS	First name:	E.C		
Last name:	PLOWMAN				
Company (optional):					
Unit:		House number:	16	House suffix:	
House name:					
Address 1:	COKEHAM LANE				
Address 2:					
Address 3:					
Town:	SOMPTING				
County:	WEST SUSSEX				
Country:					
Postcode:					

2. Agent Name and Address

Title:	M	First name:	J		
Last name:	WRIGHT				
Company (optional):					
Unit:		House number:		House suffix:	
House name:	GREY TILES				
Address 1:	UPPER WEST LANE				
Address 2:					
Address 3:					
Town:	LANCING				
County:	WEST SUSSEX				
Country:					
Postcode:					

3. Description of Proposed Works

Please describe the proposed works:

CONVERSION OF EXISTING GARAGE TO ANNEXE ACCOMMODATION FOR USE ~~OF~~ BY OWNERS OF EXISTING BUNGALOW

3. Description of Proposed Works (continued)

Has the work already started? ☐ Yes ☑ No

If Yes, please state when the work was started (DD/MM/YYYY): _____ (date must be pre-application submission)

Has the work already been completed? ☐ Yes ☑ No

If Yes, please state when the work was completed (DD/MM/YYYY): _____ (date must be pre-application submission)

4. Site Address Details

Please provide the full postal address of the application site.

Unit: _____ House number: 16 House suffix: _____

House name: _____

Address 1: COKEHAM LANE

Address 2: _____

Address 3: _____

Town: SOMPTING

County: WEST SUSSEX

Postcode (optional): _____

5. Pedestrian and Vehicle Access, Roads and Rights of Way

Is a new or altered vehicle access proposed to or from the public highway? ☐ Yes ☑ No

Is a new or altered pedestrian access proposed to or from the public highway? ☐ Yes ☑ No

Do the proposals require any diversions, extinguishments and/or creation of public rights of way? ☐ Yes ☑ No

If Yes to any questions, please show details on your plans or drawings and state the reference number(s) of the plan(s)/ drawing(s):

6. Pre-application Advice

Has assistance or prior advice been sought from the local authority about this application? ☐ Yes ☑ No

If Yes, please complete the following information about the advice you were given. (This will help the authority to deal with this application more efficiently).

Please tick if the full contact details are not known, and then complete as much possible: ☐

Officer name:

Reference:

Date (DD MM YYYY): (must be pre-application submission)

Details of the pre-application advice received:

7. Trees and Hedges

Are there any trees or hedges on your own property or on adjoining properties which are within falling distance of your boundary? ☐ Yes ☑ No

If Yes, please mark their position on a scaled plan and state the reference number of any plans or drawings:

Will any trees or hedges need to be removed or pruned in order to carry out your proposal? ☐ Yes ☑ No

If Yes, please show on your plans which trees by giving them numbers e.g. T1, T2 etc, state the reference number of the plan(s)/ drawing(s) and indicate the scale.

8. Parking

Will the proposed works affect existing car parking arrangements? ☐ Yes ☑ No

If Yes, please describe:

9. Council Employee / Member

Is the applicant or agent related to any member of staff or elected member of the council? ☐ Yes ☑ No

If Yes, please provide details:

10. Materials

If applicable, please state what materials are to be used externally. Include type, colour and name for each material:

	Existing (where applicable)	Proposed	Not applicable	Don't Know	Drawing references if applicable
Walls		RENDER TO MATCH	☐	☐	
Roof		TILES TO MATCH	☐	☐	
Windows		WHITE UPVC	☐	☐	
Doors		WHITE UPVC	☐	☐	
Boundary treatments (e.g. fences, walls)			☐	☐	
Vehicle access and hard-standing			☐	☐	
Lighting			☐	☐	
Others (please specify)			☐	☐	

Are you supplying additional information on submitted plan(s)/drawing(s)/design and access statement? ☐ Yes ☐ No

If Yes, please state references for the plan(s)/drawing(s)/design and access statement:

11. Certificates

One Certificate A, B, C, or D, must be completed, together with the Agricultural Holdings Certificate with this application form

CERTIFICATE OF OWNERSHIP - CERTIFICATE A

Town and Country Planning (General Development Procedure) Order 1995 Certificate under Article 7

I certify/The applicant certifies that on the day 21 days before the date of this application nobody except myself/ the applicant was the owner *(owner is a person with a freehold interest or leasehold interest with at least 7 years left to run)* of any part of the land or building to which the application relates.

Signed - Applicant:	Or signed - Agent:	Date (DD/MM/YYYY):
		6/5/2008

CERTIFICATE OF OWNERSHIP - CERTIFICATE B

Town and Country Planning (General Development Procedure) Order 1995 Certificate under Article 7

I certify/ The applicant certifies that I have/the applicant has given the requisite notice to everyone else (as listed below) who, on the day 21 days before the date of this application, was the owner *(owner is a person with a freehold interest or leasehold interest with at least 7 years left to run)* of any part of the land or building to which this application relates.

Name of Owner	Address	Date Notice Served

Signed - Applicant:	Or signed - Agent:	Date (DD/MM/YYYY):

CERTIFICATE OF OWNERSHIP - CERTIFICATE C

Town and Country Planning (General Development Procedure) Order 1995 Certificate under Article 7

I certify/ The applicant certifies that:

- Neither Certificate A or B can be issued for this application
- All reasonable steps have been taken to find out the names and addresses of the other owners *(owner is a person with a freehold interest or leasehold interest with at least 7 years left to run)* of the land or building, or of a part of it , but I have/ the applicant has been unable to do so.

The steps taken were:

Name of Owner	Address	Date Notice Served

Notice of the application has been published in the following newspaper (circulating in the area where the land is situated):	On the following date (which must not be earlier than 21 days before the date of the application):

Signed - Applicant:	Or signed - Agent:	Date (DD/MM/YYYY):

11. Certificates (continued)

CERTIFICATE OF OWNERSHIP - CERTIFICATE D

Town and Country Planning (General Development Procedure) Order 1995 Certificate under Article 7

I certify/ The applicant certifies that:

- Certificate A cannot be issued for this application
- All reasonable steps have been taken to find out the names and addresses of everyone else who, on the day 21 days before the date of this application, was the owner *(owner is a person with a freehold interest or leasehold interest with at least 7 years left to run)* of any part of the land to which this application relates, but I have/ the applicant has been unable to do so.

The steps taken were:

Notice of the application has been published in the following newspaper (circulating in the area where the land is situated):

On the following date (which must not be earlier than 21 days before the date of the application):

Signed - Applicant:

Or signed - Agent:

Date (DD/MM/YYYY):

AGRICULTURAL HOLDINGS CERTIFICATE

Town and Country Planning (General Development Procedure)Order 1995 Certificate under Article 7

Agricultural Land Declaration - You Must Complete Either A or B

(A) None of the land to which the application relates is, or is part of, an agricultural holding.

Signed - Applicant:

Or signed - Agent: [redacted]

Date (DD/MM/YYYY): 6/5/2008

B) I have/ The applicant has given the requisite notice to every person other than myself/ the applicant who, on the day21 days before the date of this application, was a tenant of an agricultural holding on all or part of the land to which this application relates, as listed below:

Name of Tenant	Address	Date Notice Served

Signed - Applicant:

Or signed - Agent:

Date (DD/MM/YYYY):

12. Planning Application Requirements - Checklist

Please read the following checklist to make sure you have sent all the information in support of your proposal. Failure to submit all information required will result in your application being deemed invalid. It will not be considered valid until all information required by the Local Planning Authority has been submitted.

3 copies of a completed and dated application form: ☑

3 copies of a plan which identifies the land to which the application relates drawn to an identified scale and showing the direction of North: ☑

3 copies of other plans and drawings or information necessary to describe the subject of the application: ☑

3 copies of a design and access statement where proposed works fall within one of the following designated areas: ☐

- National Park
- Site of special scientific interest
- Conservation area
- Area of outstanding natural beauty
- World Heritage Site
- The Broads

The correct fee: ☑

3 copies of the completed, dated Article 7 Certificate (Agricultural Holdings): ☑

3 copies of the completed, dated Ownership Certificate (A, B, C or D - as applicable): ☑

13. Declaration

I/we hereby apply for planning permission/consent as described in this form and the accompanying plans/drawings and additional information.

Signed - Applicant:

Or signed - Agent: [redacted]

Date (DD/MM/YYYY): 6/5/2008 (date cannot be pre-application)

14. Applicant Contact Details

Telephone numbers

Country code:	National number:	Extension number:
[redacted]	[redacted]	

Country code:	Mobile number (optional):

Country code:	Fax number (optional):

Email address (optional):

15. Agent Contact Details

Telephone numbers

Country code:	National number:	Extension number:
01903	753240	

Country code:	Mobile number (optional):

Country code:	Fax number (optional):

Email address (optional):

16. Site Visit

Can the site be seen from a public road, public footpath, bridleway or other public land? ☐ Yes ☑ No

If the planning authority needs to make an appointment to carry out a site visit, whom should they contact? *(Please select only one)* ☐ Agent ☑ Applicant ☐ Other (if different from the agent/applicant's details)

If Other has been selected, please provide:

Contact name: [redacted]

Telephone number: [redacted]

Email address:

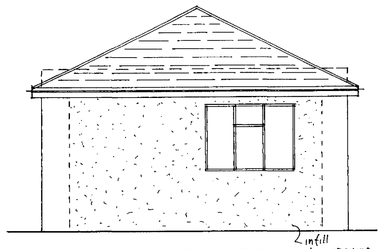

SOUTH ELEVATION

infill door opening with 100 mm block on 300 mm wide trench filled foundation to a depth of 1m

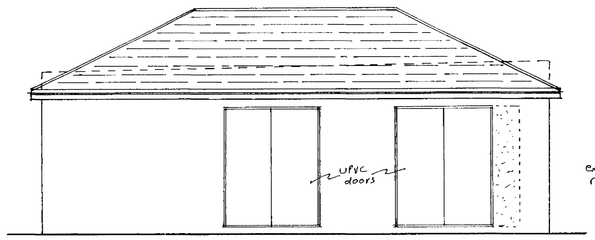

EAST ELEVATION

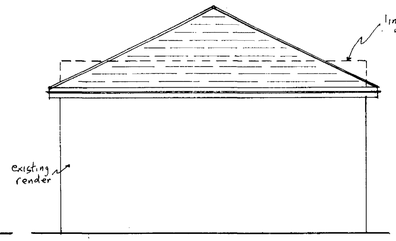

NORTH ELEVATION



WEST ELEVATION

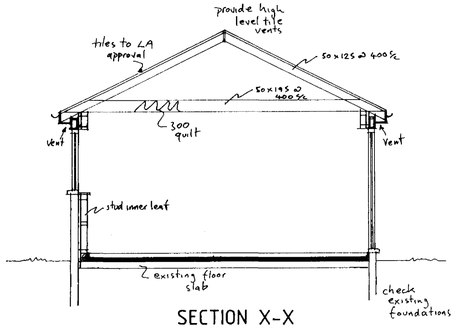

SECTION X-X

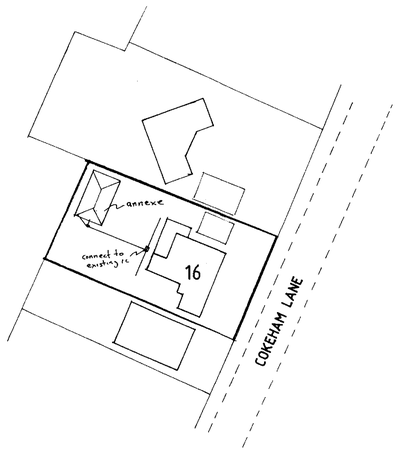

BLOCK PLAN Scale 1:500

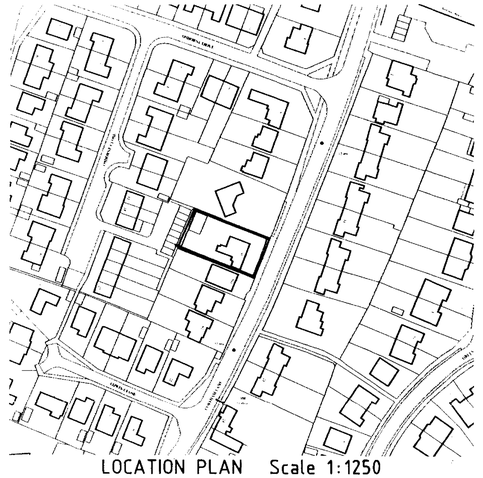

LOCATION PLAN Scale 1:1250

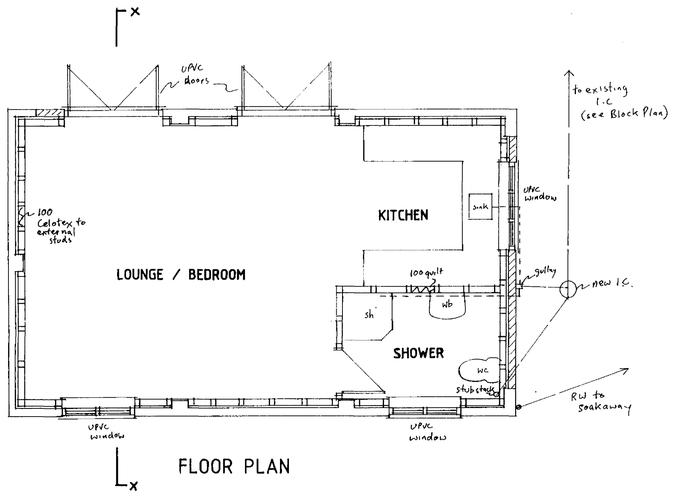

FLOOR PLAN

BUILDING REGULATION NOTES

ALL FOUNDATIONS, WALLS AND LINTELS TAKEN ADDITIONAL LOADS ARE TO BE EXPOSED AND CHECKED FOR ADEQUACY AND SUITABILITY FOR GROUND CONDITIONS PRIOR TO COMMENCEMENT OF WORKS.

Careful inspection is to be carried out prior to the removal of any structural elements to ensure proper and adequate support is provided and maintained by new works.
All building work is to be carried out in accordance with all current building regs and codes of practice in force at this time.
Any parts of structure covered over or inaccessible have not been inspected and no responsibility is accepted for these areas including underground.
No work to encroach over the boundary of the neighbours property.
All electrics, heating, plumbing and decorations to be altered/extended all to client's choice.
These construction notes are for the purposes of Building Regulation approval only and do not represent a detailed specification.
All lengths of proposed beams to be measured on site prior to ordering, to verify structural engineer's dimensions.

Ground Floors

22mm flooring grade tongued and grooved chipboard on a 1200 gauge polythene vapour barrier, turned up 100mm at room edges, fixed behind the skirting, 100mm Celotex Insulation, laid on existing concrete garage floor slab.

Inner Skin to Walls

Apply 3 coats of RIW damp proof membrane to inner face of brick/block walls. Construct inner leaf of 100 x 50mm treated studwork at 400mm centres, Install 100mm Celotex tuff-R GA3000 insulation between studwork and 25mm Celotex tuff-R GA3000 insulation to the room-side face. Internally 1000 gauge polythene vapour barrier and 12.5mm plasterboard with set finish. Providing a U value of 0.3 W/m^{2}K.

Pitched Roof

Tiles to match existing on 25 x 38mm sw treated battens on type 1F sarking felt to BS747 on SC3 grade rafters at max 400mm centres. 100 x 50mm wall plate strapped to walls at 2000mm centres using 30 x 5mm mild steel straps. SC3 grade ceiling joists at 400mm centres spiked to rafters. Fascia to match existing with soffit fitted with continuous 25mm vent and fly-proof screen. 175 x 25mm ridge, hip and valley boards.
Insulate at ceiling level with 300mm Rockwool insulation quilt e.g. 150mm between joists and 150mm cross-laid. Ceiling lined with 1000 gauge polythene and 12.5mm plasterboard with set finish. Providing a U value of 0.2 W/m^{2}K.

Ventilation

All new windows to be double glazed timber or UPVC with 16mm air gap and a soft low-E coating. windows to provide openable ventilation area of not less than 1/20th of the floor area of the rooms which they serve, all fitted with a minimum 8000mm^2 trickle ventilator. Providing a U value of 1.8W/m^{2}K.
Bath/Shower room to be provided with an extract fan capable of extracting not less than 15 litres per second, operated intermittently and ducted to external air. Mechanical vent to be ducted to the outside and to include cowl and all necessary weathering.

Heating

Heating to be controlled by room thermostat in living room and thermostatic radiator valve.

Electrical Works

All electrical work required to meet the requirements of Part P (Electrical Safety) must be designed, installed, inspected and tested by a person competent to do so.
Prior to completion the council or approved inspector should be satisfied that Part P has been complied with. This may require an appropriate BS 7671 electrical insulation certificate to be issued for the work by a person competent to do so.
Please be advised that problems may occur when fitting down lighters. The areas of concern relate to fire prevention, sound insulation and thermal insulation. Advice should be taken from the Building Control Officer to prevent incorrect installation.
Provide energy efficient light fittings in 1 per 4 of new locations or 1 per 25m^2 whichever is greater.

Smoke Detectors

At least one number mains operated self-contained smoke alarm to BS 5446: Part 1 to be installed. All smoke alarms within each dwelling to be inter-connected, be permanently wired to a separate fused circuit at the distribution boards in accordance with IEE Regulations. They may operate at a low voltage via a mains transformer. Smoke alarms must be installed within 7m of the living room and kitchen door, within 3m of all bedroom doors and within 15m of each other in corridors or landings. If ceiling mounted, smoke alarms should not be installed within 300mm of a light fitting. If wall mounted, smoke alarm should not be over radiator and should be fixed elsewhere within 150 and 300mm of the ceiling.

Approved
07 MAY 2008

Careful inspection is to be carried out prior to the removal of any structural elements to ensure proper and adequate support is provided and maintained by new works.

All building work is to be carried out in accordance with all current building regs and codes of practice in force at this time.

Any parts of structure covered over or inaccessible have not been inspected and no responsibility is accepted for these areas including underground.

No work to encroach over the boundary of the neighbours property.

All electrics, heating, plumbing and decorations to be altered/extended all to client's choice.

These construction notes are for the purposes of Building Regulation approval only and do not represent a detailed specification.

All lengths of proposed beams to be measured on site prior to ordering, to verify structural engineer's dimensions.

ALL FOUNDATIONS TAKEN ADDITIONAL LOADS ARE TO BE EXPOSED AND CHECKED FOR ADEQUACY AND SUITABILITY FOR GROUND CONDITIONS PRIOR TO COMMENCEMENT OF WORKS.

All existing lintels taking additional loads are to be exposed and checked for adequacy on commencement of work and replaced if necessary.

© Copyright

John Wright MRICS

Greytiles
Upper West Lane
Lancing
West Sussex
BN15 0EX

Phone: 01903 753240
Mobile: 07809 205095
Email: johnforplans@yahoo.co.uk

RICS

Client: Mrs.PLOWMAN

Job Title: 16 COKEHAM LANE SOMPTING

Drawing Title: GARAGE CONVERSION

Scale: 1:50

Date: Apr. 08

Drawn by: JW

Drg No.

Rev.