A3 SHEET

NOTE:
THIS DRAWING HAS BEEN PRODUCED BY ELECTRONIC MEANS. SHOULD THE SCALE MEASUREMENTS BE TAKEN BY MEANS OTHER THAN ELECTRONIC (e.g. FROM A PRINTED COPY), THE FOLLOWING MUST BE TAKEN INTO CONSIDERATION BEFORE SCALING IS UNDERTAKEN:
ENSURE THAT THE COPY HAS BEEN PRINTED/PLOTTED ON THE STATED SHEET SIZE WITH THE PLOTTING/PRINTING SCALE SET TO A CORRECT RATIO.

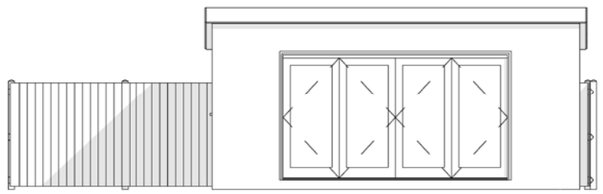

1 North Elevation
1 : 100

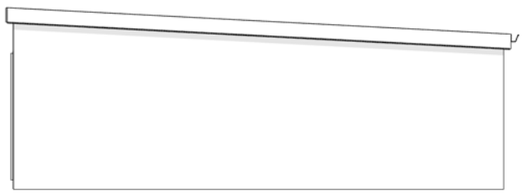

2 West Elevation
1 : 100



3 South Elevation
1 : 100

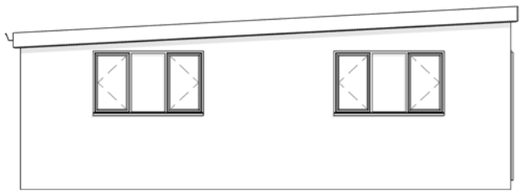

4 East Elevation
1 : 100



VISUAL SCALE 1:100 @ A3

Client
Mr J Kansal
Project
2 Derek Road
Title
Proposed Elevations
Scale
1 : 100
Date

OAST ARCHITECTURE

Drawn By	Checked By	Drawing No:	Revision
Oast	DS	A103	B