This drawing is to be read in conjunction with all other relevant technical information, statutory approvals, specifications and 3rd party information. Please check the scale bar. Use only dimensions provided. All dimensions and levels to be checked on site and all discrepancies must be reported to the drawings author immediately. Responsibility cannot be accepted for alteration and/or deviation from this design without the prior acknowledgement of the drawings author. Any commercial decisions relating to this information must make due allowance for dimensional and area variation resulting from the design development and construction processes as well as the requirements of statutory authorities. This drawing is to be used only for the purposes indicated. This drawing is copyright and the property of Northmill Associates Ltd (NMA) and must not be reproduced without prior written agreement. Any Intellectual Property Rights (IPR) relating to the design(s) described in this drawing belong to the originating designer and, where it is not NMA's design, no credit for the design or IPR is sought by this drawings author.

PLANNING NOTES:

1. Proposals are subject to statutory consents and their related conditions.
2. Proposals are subject to further detailed design (by others).
3. Proposals are based on existing measured data (provided by others).
4. Proposals may be subject to 3rd party agreements, such as party wall agreements, rights of light, access easements and other legal covenants.
5. Proposals may be subject to legal agreements and amendments to existing lease agreements where applicable.

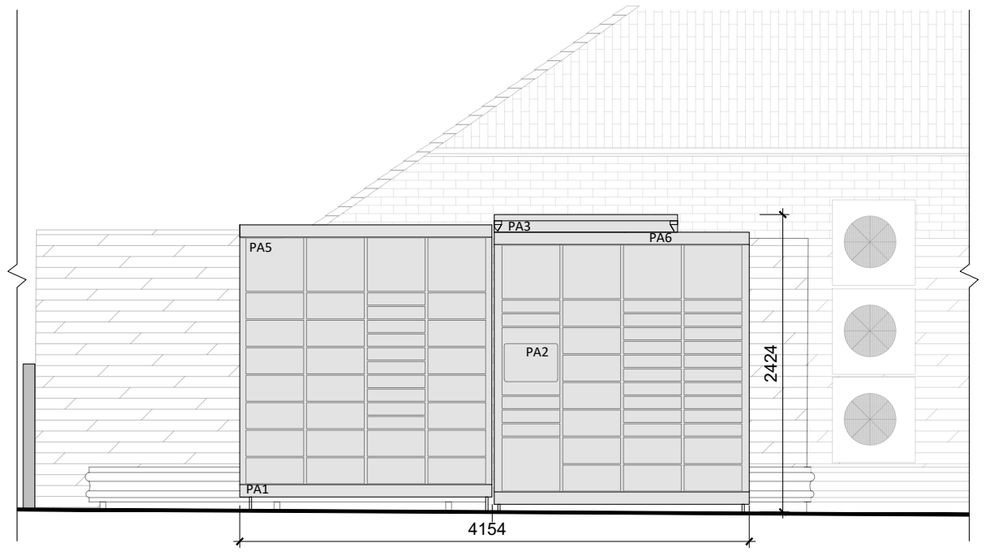

ELEVATION A
SCALE 1:50

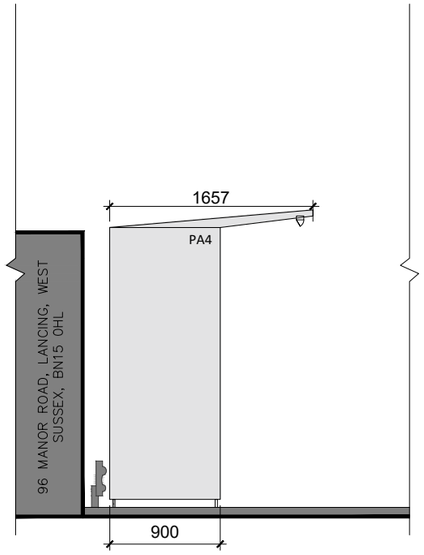

ELEVATION B
SCALE 1:50

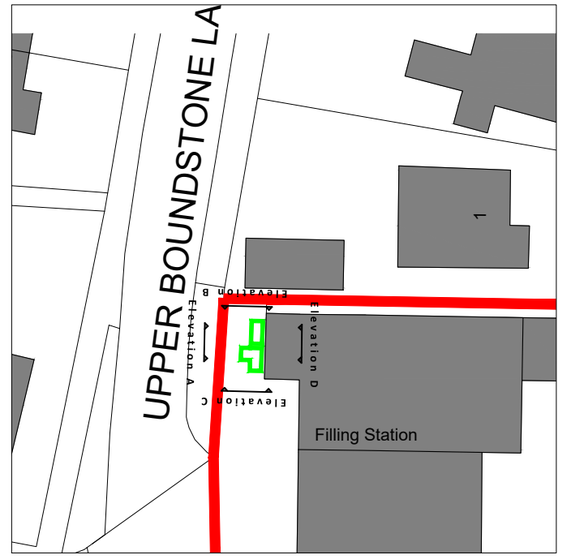

KEY PLAN
SCALE 1:500

FINISHES KEY

Please read proposed drawings and notes in conjunction with the full application package.

PA1	Polymer Concrete Base Colour: Black
PA2	Vertical Touch Screen Colour: Black
PA3	Metal Canopy with Integrated Security Camera Colour: White
PA4	Metal Cladding vinyl wrapped with ORAGUARD 215 Polymeric PVC film Colour: Grey
PA5	Metal Face Drawers vinyl wrapped with ORAGUARD 215 Polymeric PVC film Colour: Grey
PA6	Metal Clad Downlights Colour: Dark Grey
PA7	Metal Rear Vent Colour: Silver

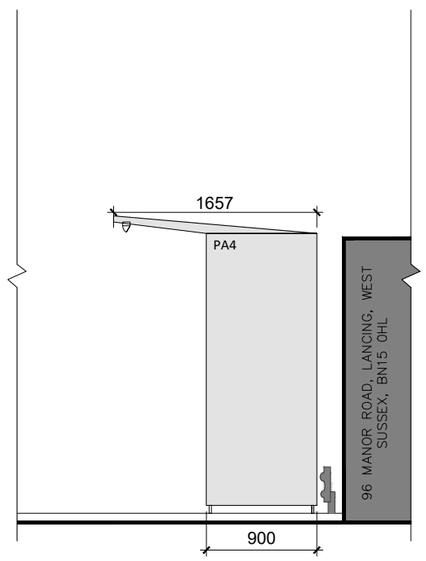

ELEVATION C
SCALE 1:50

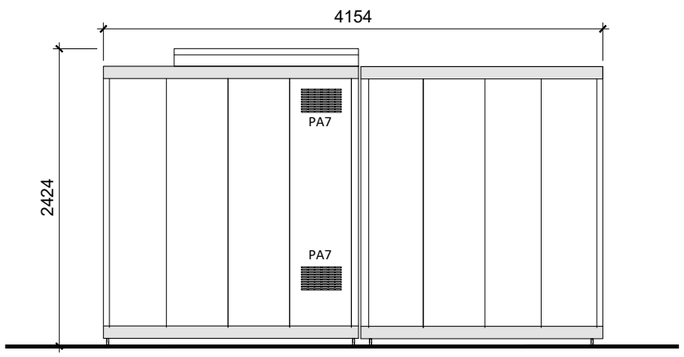

ELEVATION D
SCALE 1:50



PROPOSED LOCKER LOCATION

0m 1 2 3 4 5

Scale - 1:50

Rev	Description	By	Chk	Date
P1	Planning Issue	JD	CT	16/09/2025

NORTHMILL associates
Clarence House, Clarence Street, Manchester, M2 4DW
0161 839 4411
mcr@northmillassociates.com

Project
96 MANOR ROAD, LANCING, WEST SUSSEX, BN15 0HL

Client
NL Jones Planning

Drawing
Existing & Proposed Elevations

Project No: 2815-0522 | Scale @ A3 1:50 | Date: 16/09/2025
Drawn: JD | Checked: CT | Status: PLANNING
Drawing No: L(02)101 | Revision: P1