VOLUME CALCULATIONS:

- MAIN DORMER: 4.7M2 CROSS SECTIONAL AREA X 4.765M LENGTH = 22.4M3
- REAR DORMER: 4.4M2 CROSS SECTIONAL AREA X 3.9M LENGTH = 17.16M3
- PROJECTING FLAT ROOFLIGHTS TOTAL VOLUME = 0.33M3.
- TOTAL ADDITIONAL VOLUME = 39.89M3

DO NOT SCALE FROM THIS DRAWING
EXCEPT FOR PLANNING PURPOSES
DRAWING TO BE READ IN CONJUNCTION WITH ALL OTHER ARCHITECTS AND ENGINEER'S CONTRACT DRAWING & SPECIFICATIONS.
ANY DISCREPANCIES MUST BE BROUGHT TO THE ATTENTION OF THE ARCHITECT IMMEDIATELY.
THIS DRAWING HAS BEEN PREPARED BASED ON SURVEY DRAWINGS AND INFORMATION PREPARED BY OTHERS. THE CONTRACTOR MUST VERIFY ALL DIMENSIONS BY SITE MEASUREMENT BEFORE ORDERING MATERIALS OR MANUFACTURING COMPONENTS.
SUBSTITUTE MATERIALS & PRODUCTS TO THOSE NAMED WILL BE ACCEPTABLE IF PROVEN TO BE OF EQUAL OR HIGHER PERFORMANCE AND NOT IN CONFLICT WITH OTHER ELEMENTS.

THIS DRAWING HAS BEEN PREPARED FOR THE SOLE PURPOSE OF ACHIEVING PLANNING APPROVAL. THE DRAWINGS DO NOT PURPORT TO BE PRODUCTION DRAWINGS FOR TENDER OR CONSTRUCTION AND SHOULD NOT BE USED FOR ANY BUILDING OR CONTRACTUAL PURPOSES.

NOTES



01 D.02 FRONT (WEST) ELEVATION AS PROPOSED

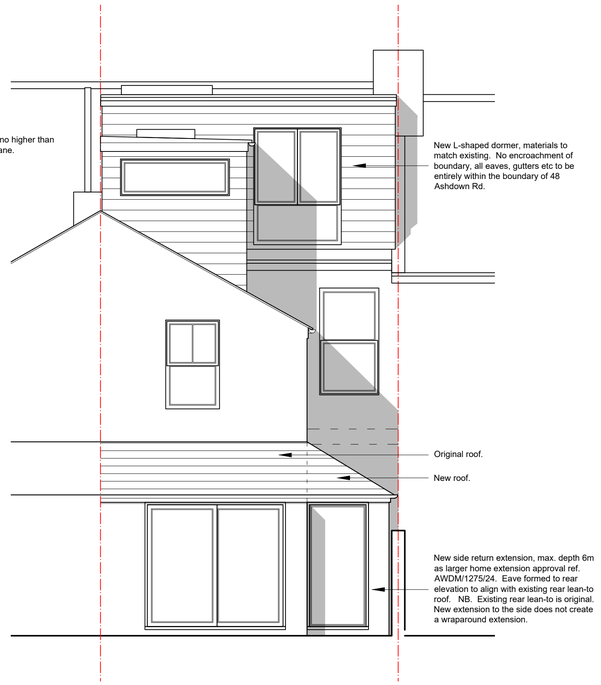

02 D.02 REAR (EAST) ELEVATION AS PROPOSED

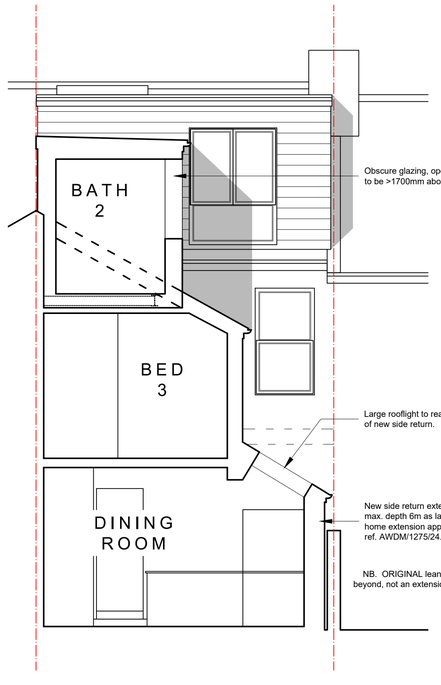

03 D.02 SECTION A-A AS PROPOSED

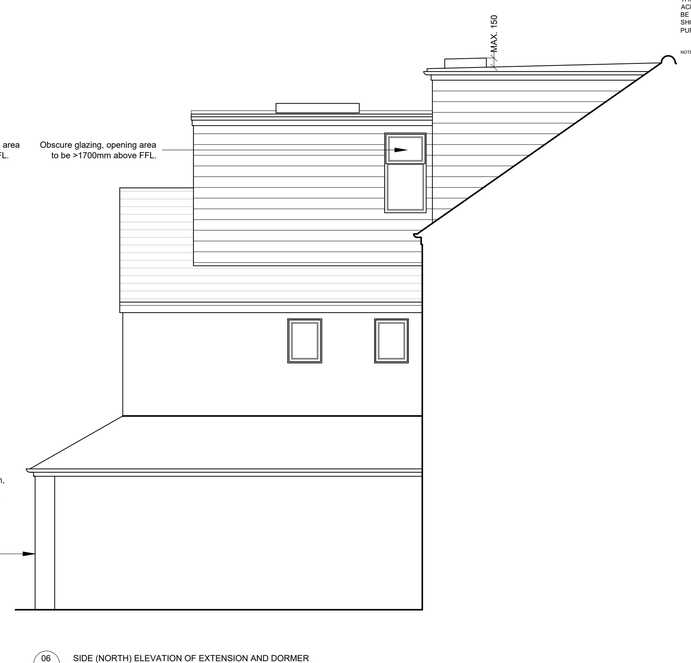

06 D.02 SIDE (NORTH) ELEVATION OF EXTENSION AND DORMER AS PROPOSED

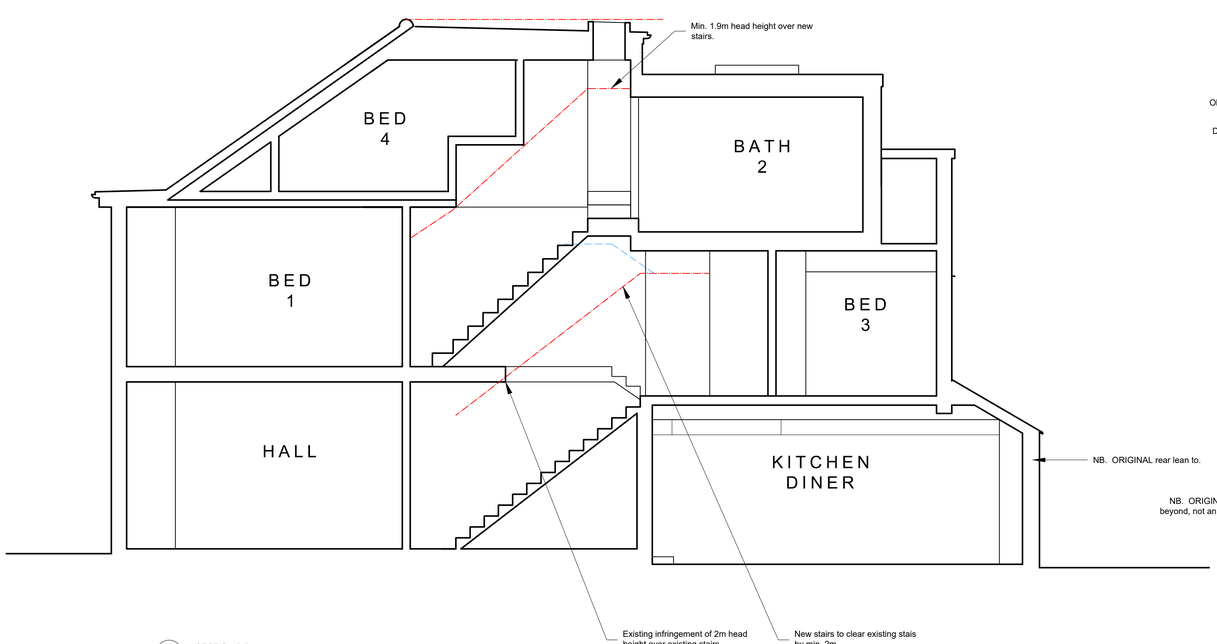

04 D.02 SECTION B-B AS PROPOSED

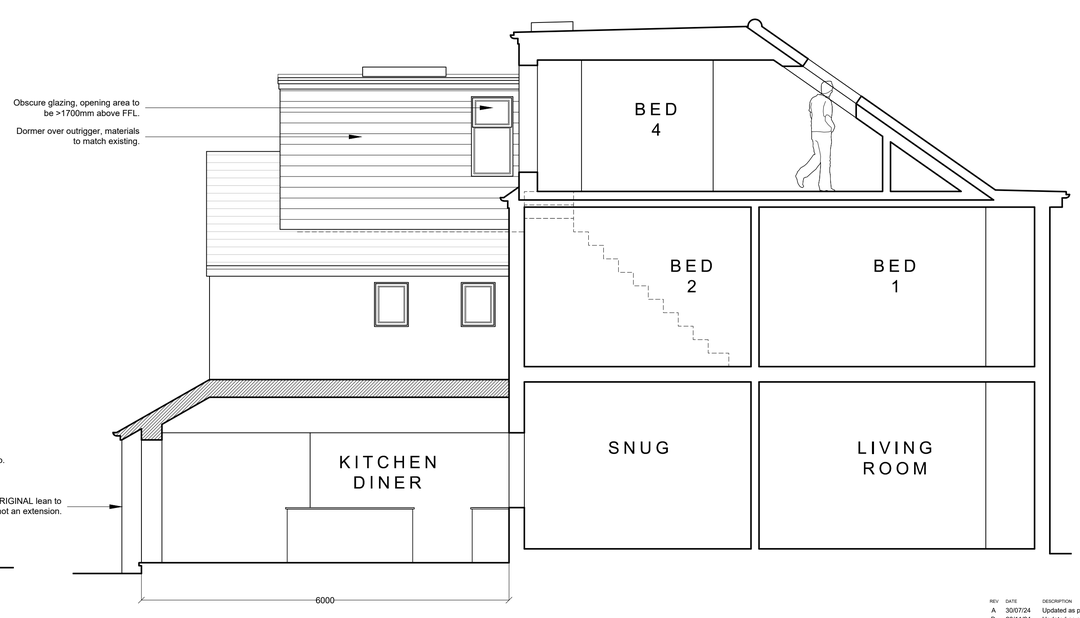

05 D.02 SECTION C-C WITH NORTH ELEVATION OF OUTRIGGER AS PROPOSED

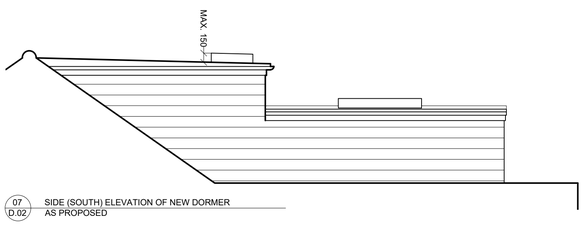

07 D.02 SIDE (SOUTH) ELEVATION OF NEW DORMER AS PROPOSED



SCALE BAR
1:50 @ A1

REV	DATE	DESCRIPTION
A	30/07/24	Updated as per client comments.
B	20/11/24	Updated as per client/engineer comments.
C	05/12/24	Updated and issued for planning.

FOR PLANNING

JOB TITLE
48 ASHDOWN ROAD
WORTHING

DRAWING TITLE
ELEVATIONS
AS PROPOSED

JOB No	DWG No	REV
ARW	D.02	C

DRAWN BY	CHECKED BY	SCALE @A1)	DATE
ML	ML	1:50	07/24

LIGGINS WAINEWRIGHT ARCHITECTURE

TEL: 07503 332459
E-MAIL: INFO@LW-ARCHITECTURE.CO.UK