1. All dimensions are in mm and must be checked on site.
2. Drawings are to be read in conjunction with accompanying documents.
3. Any errors or inaccuracies should be brought to the attention of SI Mckay.
This drawing is copyright ownership of SI Mckay.



Front Elevation

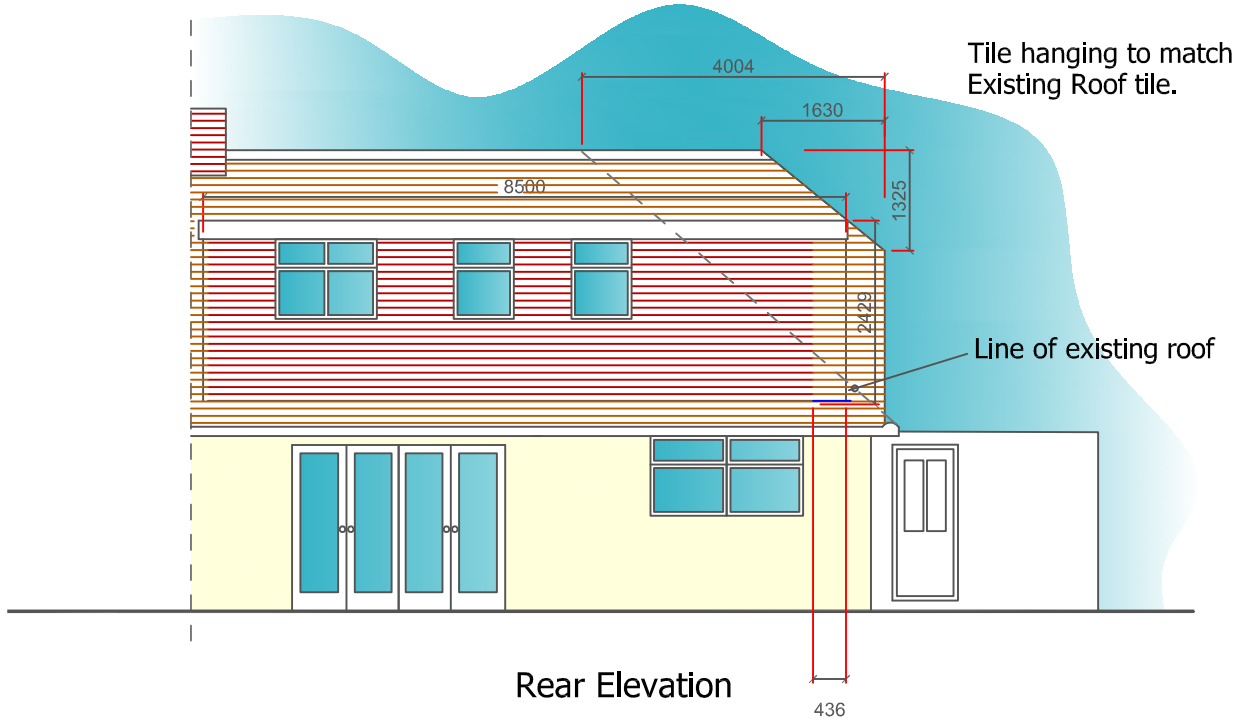

Rear Elevation

Dormer

$$\frac{2.42 \times 8.5 \times 2.93}{2} = 30.1m3$$

Roof addition

$$\frac{4.1 \times 7.9 \times 3.6}{6} = 19m3$$

Total Additions

30.1m3 + 19m3

= 49.1 m3

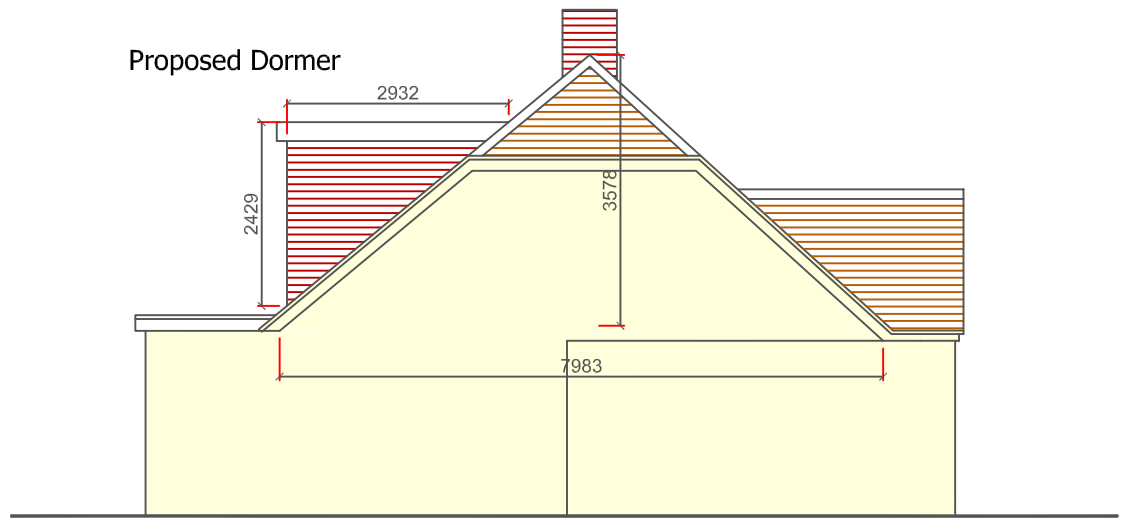

SIDE ELEVATION NORTH

0m 1m 2m 3m 4m 5m 6m 7m 8m 9m 10m

PLANNING.
BUILDING REGS
DESIGN
ARCHITECTURAL SERVICES
07895 833619
simonmckay135@gmail.com

Client Name: DUSTIN WOOD

Address: 39 GREET ROAD, LANCING BN15 9NS

Drawing Title: ELEVATIONS - PROPOSED

Drawing Number	Stage	Date
DU-12	PLANNING	01.02.22

Scale	Paper	Rev
1:00	A3	D