Project Management Initials: _____ Designer: _____ Checked: _____ Approved: _____ ISO A1 594mm x 841mm
Last saved by: SIMON.ASTER(2025-02-07) Last Plotted: 2025-02-07
Filename: K:\05 PROJECTS\WORTHING BOROUGH COUNCIL\WORTHING MULTISITE_PSDS PROJECT_60731756_2024\900 CAD\01 WIP\PLANNING\WMALISTED BLDG CONSENT\LBC 07-02-25\60731756-ACM-WMA-ZZ-DR-BR-340401_PL5.DWG
PROJECT_60731756_2024\900 CAD\01 WIP\PLANNING\WMALISTED BLDG CONSENT\LBC 07-02-25\60731756-ACM-WMA-ZZ-DR-BR-340401_PL5.DWG

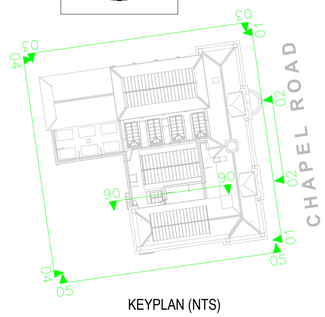

KEYPLAN (NTS)

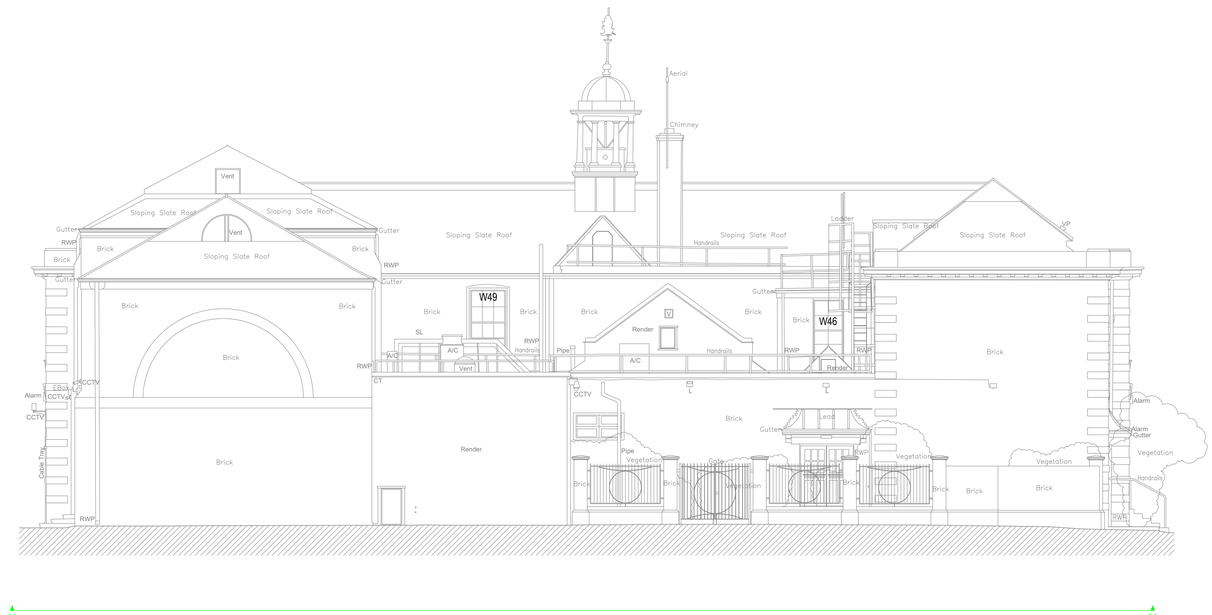

04 ELEVATION 4 04

EXISTING ELEVATION 04 - WEST

NEW PV INSTALLATION SHOWN IN RED

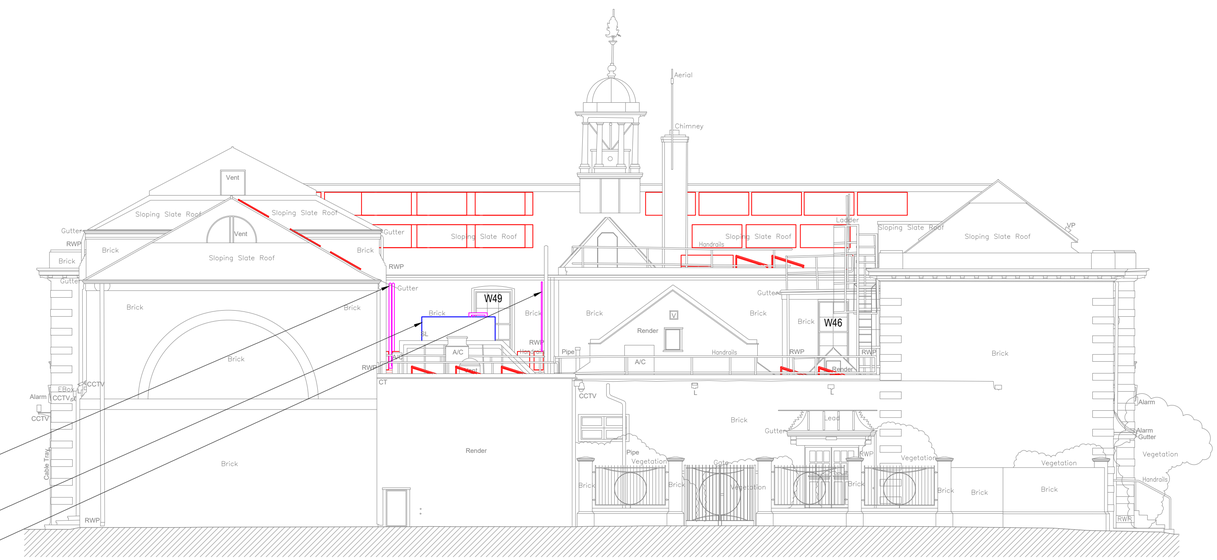

76mm INSULATED CHILLED WATER FLOW & RETURN PIPES RISE TO ENTER ROOF VOID JUST BELOW THE EAVES.

PROPOSED NEW CHILLER UNIT

35mm UNINSULATED COPPER PIPE EMERGES JUST BELOW EAVES TO DROP TO JUST ABOVE FIRST FLOOR ROOF.

04 ELEVATION 4 – WEST 04

PROPOSED ELEVATION 04 - WEST

This drawing has been prepared for the use of AECOM's client. It may not be used, modified, reproduced or relied upon by third parties, except as agreed by AECOM or as required by law. AECOM accepts no responsibility, and denies any liability whatsoever, to any party that uses or relies on this drawing without AECOM's express written consent. Do not scale this document. All measurements must be obtained from the stated dimensions.

AECOM

PROJECT

PSDS

STAGE

PLANNING

CLIENT

WORTHING BOROUGH COUNCIL

CONSULTANT

AECOM
ALDGATE TOWER,
2 LEMAN STREET,
LONDON E1 8FA
www.aecom.com

SAFETY, HEALTH AND ENVIRONMENTAL INFORMATION BOX

THIS DRAWING IS TO BE USED ONLY FOR THE PURPOSE OF ISSUE AND IS SUBJECT TO AMENDMENT

IT IS ASSUMED THAT ALL WORKS INDICATED ON THIS DRAWING WILL BE CARRIED OUT BY A COMPETENT CONTRACTOR WORKING TO AN APPROPRIATE METHOD STATEMENT.

NOTES

1. THIS DRAWING IS TO BE READ IN CONJUNCTION WITH ALL OTHER RELEVANT DOCUMENTATION.
2. DO NOT SCALE FROM THIS DRAWING, USE ONLY PRINTED DIMENSIONS.
3. ALL DIMENSIONS IN MILLIMETRES, ALL CHAINAGES, LEVELS AND COORDINATES ARE IN METRES UNLESS DEFINED OTHERWISE.
4. THIS DRAWING IS TO BE READ IN CONJUNCTION WITH THE PROJECT PRE-CONSTRUCTION INFORMATION AND THE BUILDING HEALTH AND SAFETY FILE FOR ANY IDENTIFIED POTENTIAL RISKS.
5. THIS DRAWING MUST BE PRINTED IN COLOUR.

DESCRIPTION	Designed / Drawn	Checked / Approved	Date	Suffix
LISTED BUILDING CONSENT FOR MEP - PIPEWORK ADDED	GB / SA	GF / ES	07/02/25	PL5
LISTED BUILDING CONSENT FOR MEP	GB / SA	GF / ES	31/01/25	PL4
ELEVATIONS REFERENCED BY COMPASS FACING DIRECTION	CH / SA	GF / ES	06/11/24	PL3
PLANNING APPLICATION WITH ELEVATION 6 ADDED TO KEY	CH / SA	GF / ES	05/11/24	PL2
PLANNING APPLICATION	CH / SA	GF / ES	21/10/24	PL1

ISSUE / VERSION

SCALE 1:100@A1

PROJECT NUMBER

60731756

SHEET TITLE

MUSEUM & ART GALLERY EXISTING & PROPOSED ELEVATIONS WEST

SHEET NUMBER **VERSION** PL5

60731756-ACM-WMA-ZZ-DR-BR-340403

Printed on ___% Post-Consumer Recycled Content Paper