ADUR DISTRICT COUNCIL

Adur District Council

Town and Country Planning Act 1990

Office use
App AD0519/07
Date Rc. 18 SEP 2007
Fee 135

Householder's planning application form

Use this form to apply for planning permission to extend or alter your house or flat, to build a garage or other structure on your property or to create access for a vehicle onto a classified road (please read note 9).

Please read the notes before you fill in this form.

1 Please give the address of the property to be altered or extended.

82 GREENWAYS CRESCENT. SHOREHAM.

2 Type of property (please tick)

Detached House	☐	Terraced House	☑	Other (please give details)	☐
Semi-detached House	☐	Flat	☐		

3 Please describe the development you are applying for.

LOFT CONVERSION WITH REAR DORMER WINDOW

4 Applicant (in block capitals)

Full name :	A. GRANT C. PRAMPLOVE.
Address (including postcode):	82 GREENWAYS CRESCENT. SHOREHAM.
Phone Number:	
Home:	
Work:	
Extension:	
Fax Number:	

Agent (if any)

Full name :	TIM CORRIG.
Address (including postcode):	140 HIGH STREET. STEYNING. W-SUSSEX. BN44 3LH.
Phone Number:	01903-814836
Home:	
Work:	
Extension:	
Fax Number:	" "

5 Please enclose four copies of this form and four sets of plans.
Please number

	Plan number	Scale
Location plan		1:1250
Block plan		1:500
Floor plan		1:50
Elevations		1:50
Other		

6 **Will the development involve cutting down any trees?** Yes ☐ No ☑
If "Yes", please show these clearly on the block plan.

7 **Will the development (including any new or altered access affect a public footpath or any other public right of way?** Yes ☐ No ☑

8 **Does this application require a fee?** (See note 3) Yes ☑ No ☐

If "No", please tick the option that applies (See note 3) A ☐ B ☐ C ☐

If "Yes", please state the fee enclosed (See note 4) £125—

Signature: [redacted] Date: 16.08.07.

Please print your name: T. CORDING.

Certificate under Article 7 of the Town and Country Planning (General Development Procedure) Order 1995

If anyone else owns the land or part of it, you must fill in Certificate B, which you can get from the Planning Section. You must also tell the owner of the land about this application by serving a notice on them. If you own all of the land, you must fill in Certificate A below.

Certificate A

I confirm that:

- Nobody except the applicant was an owner of any part of the land involved at the beginning of the period of 21 days before the date of this application; and
- none of the land this application relates to is an agricultural holding or part of an agricultural holding.

Signature: [redacted] Date: 16.08.07

Please print your name: T. CORDING.

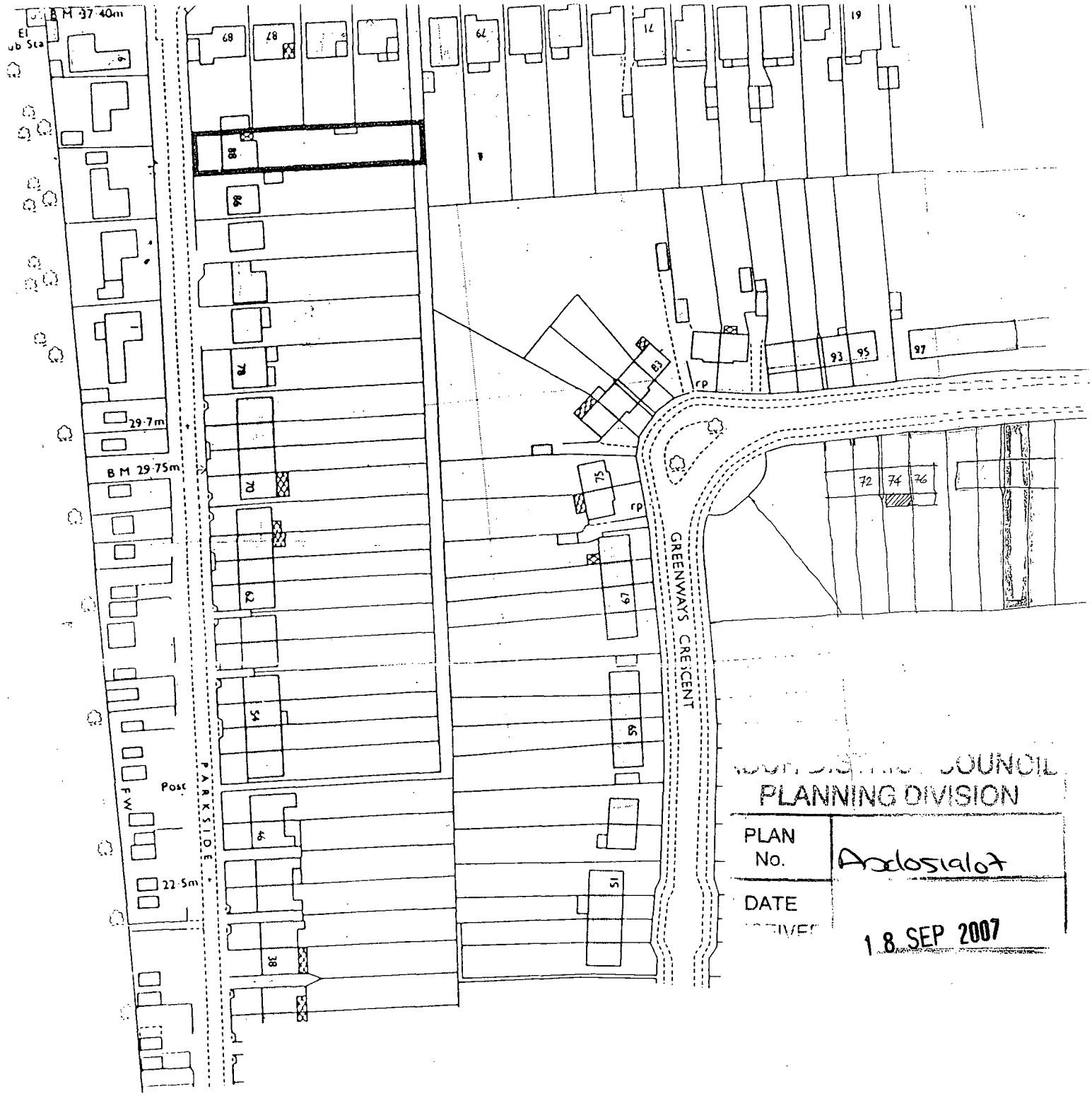

PLANNING DIVISION

PLAN No.	Ad0519107
DATE RECEIVED	18 SEP 2007

FILED PLAN

9/51

1:1250

KEY

ONSISTING OF THE PART OR PARTS
E REPRESENTING THE RED EDGING
RE PARTICULARLY DESCRIBED IN
IF THE THICK LINE ENCLOSES ANY
G LETTERED PREFIXES, THEN THOSE
ED FROM THE TITLE.

OFFICE COPY
OF FILED PLAN

ISSUED BY
THE WEYMOUTH DISTRICT LAND REGISTRY ON 20 JUN 19

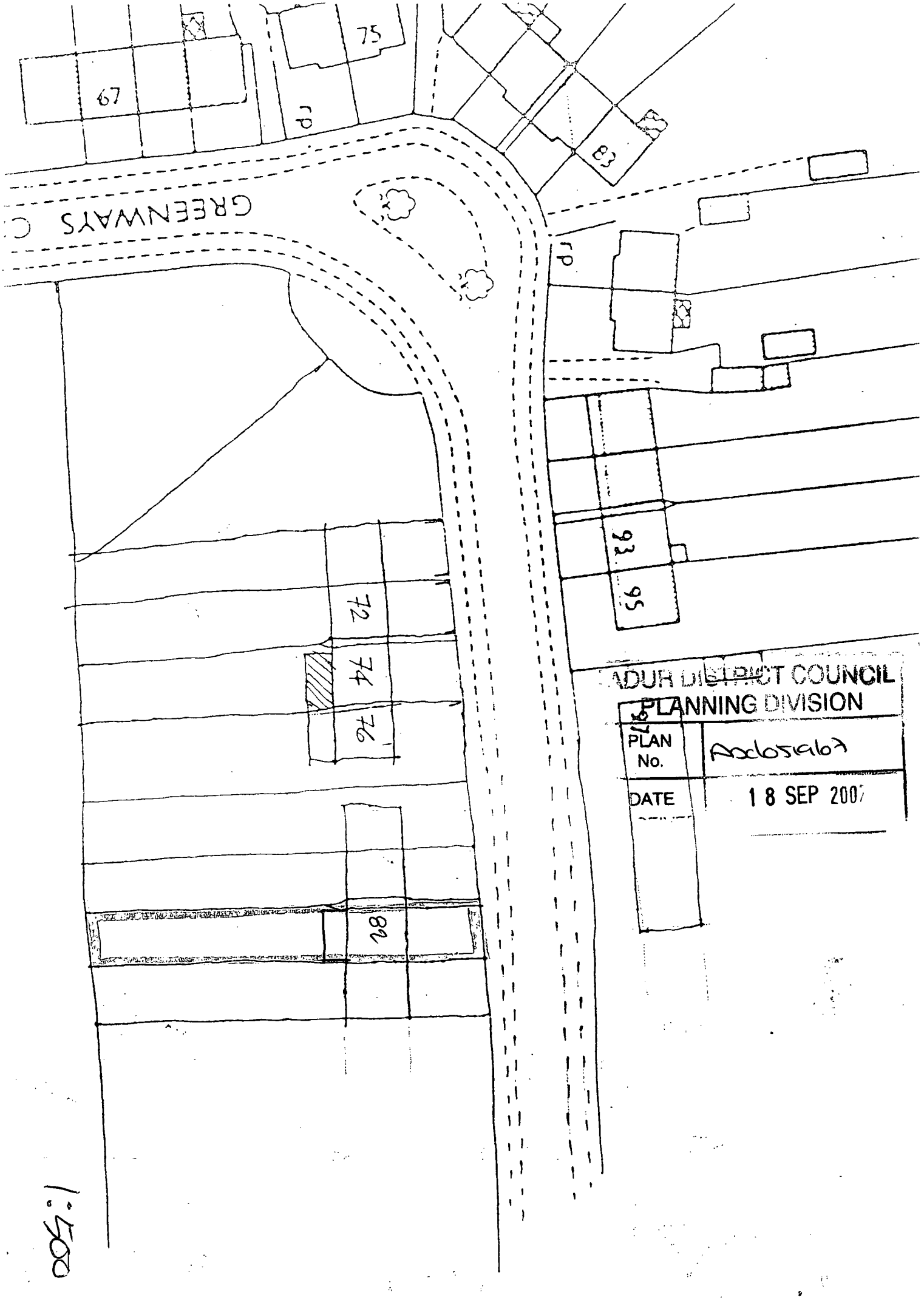

ADUR DISTRICT COUNCIL
PLANNING DIVISION
PLAN No. A0605/07
DATE 18 SEP 2007

FOUNDATIONS, WALLS & BEAMS TBA. ADDITIONAL LOADINGS TO BE INSP. TO CONFIRM SUITABILITY.

elevation.

section—aa.

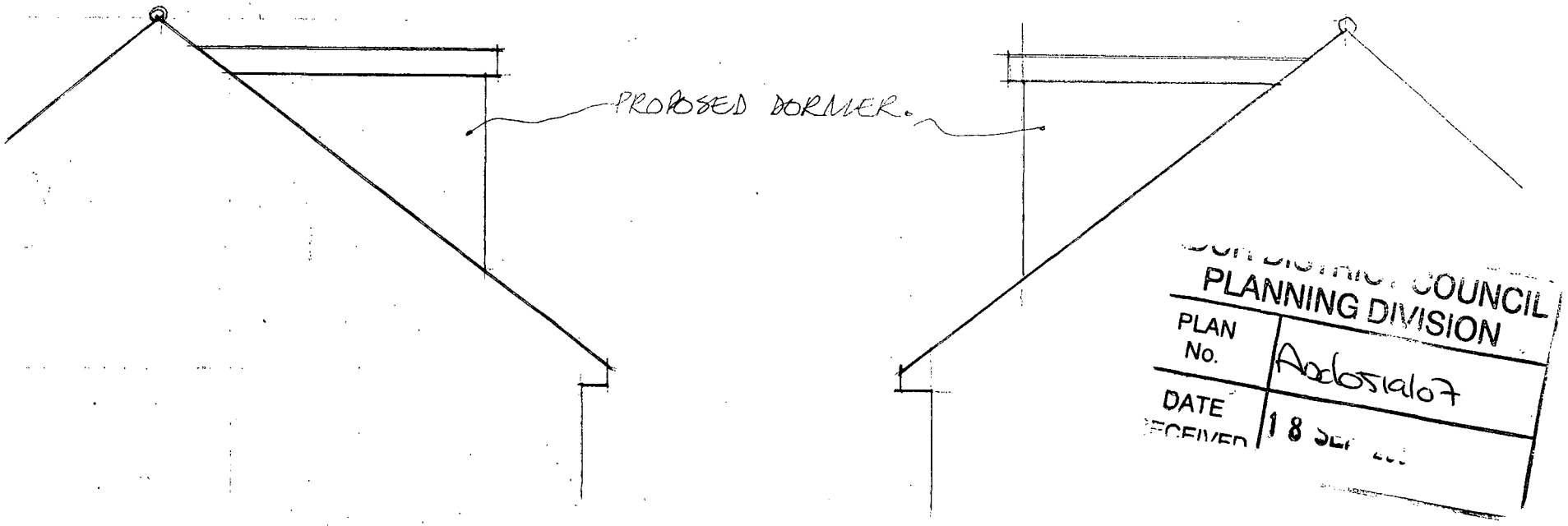

COUNCIL
PLANNING DIVISION
PLAN No. A06514107
DATE RECEIVED 18 SEP ...

side Elevations: 1:50

a

WALLS BELOW SHOWN HASHED.



ALL WASTES TO BE CONNECTED INTO SOIL & VENT PIPE WHICH IS TO BE TAKEN UP 900mm ABOVE HIGHEST OPENING WINDOW

ALL NEW MATERIALS TO BE CAREFULLY SELECTED TO MATCH EXISTING.



rear elevation.

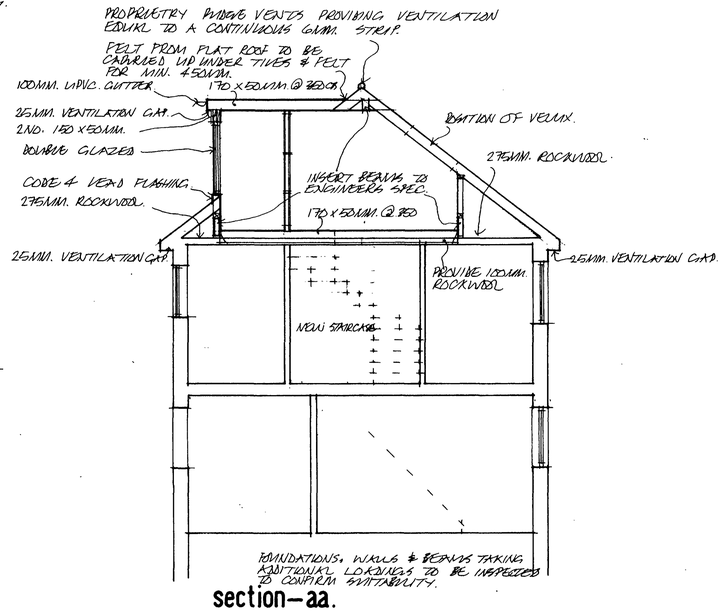

section–aa.

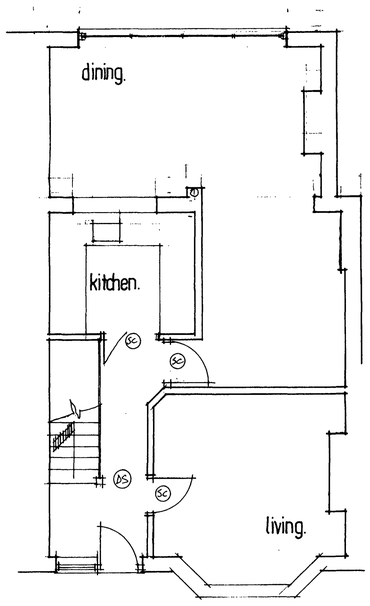

ground floor plan.

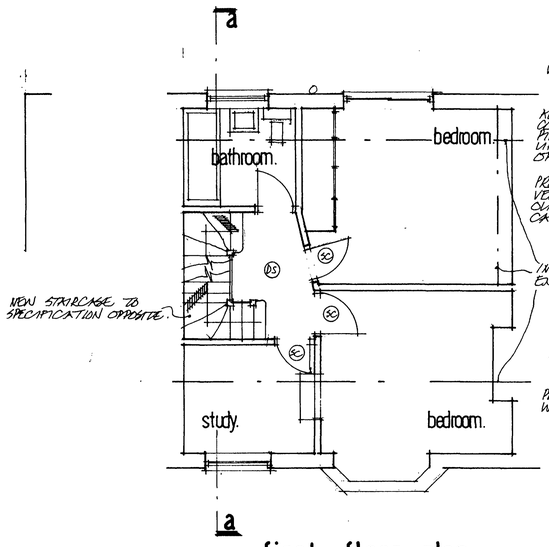

first floor plan.

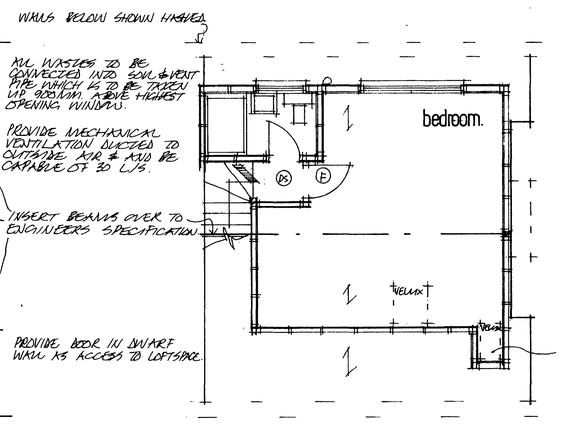

second floor plan.

GENERAL:
All works are to be completed in a good workmanship manner and to comply with all relevant codes of practice.
Contractor is to check all dimensions on site with any error/omission reported to client.
Sample materials are to be submitted to and approved by both client and Local Authority prior to commencement of work and are to be carefully selected to reflect character of area.
Heating,lighting and power to be installed as directed by client and all to be completed to statutory authority regulations.
Contractor is to agree with client all types and style of new doors, windows and other secondary fixings.

FLAT ROOF:
New flat roof to be 13mm. white spar chippings bedded in bitumen on 3no. layers of roofing felt to B.S. 747 onto 18mm. plywood decking on firrings to give fall of 1:40 to gutters.
Provide 150mm Cellotex or 90mm celotex between and 45mm celotex under.
between joists with 50mm. air gap over.
Ensure adequate ventilation via 25mm. gap in soffit and if necessary provide 50mm. battens over joists.
Ceilings of 9.5mm plasterboard and set coat.
Provide 30 x 5mm. galvanised anchor straps at 2 metre centres.

SKEILING:
Where skeiling forms part of room provide 90mm. Celotex (GA2000) securely supported and battened to achieve a minimum airspace of 50mm. over the insulation and underdraw with a further 45mm. of Celotex (GA2000) with 1000 gauge polythene vapour barrier between insulation and plasterboard. All joints to be lapped and taped.

FIRST FLOOR:
First floor to be 18mm.t&g boarding on joists as specified,strapped to walls with 5 x 30mm.galvanised anchor straps fixed to 3no.joists at 2 met centres.Ceiling of 9.5mm.plasterboard with finish to clients direction. (Min.skim coat of plaster or plastic finish.)

STAIRCASE:
Construct timber staircase in position as shown with pitch not exceeding 42 degrees.Equal risers of 214mm.and treads of 238mm.going.
Stairs to be 900mm.wide between handrails.Form handrail 900mm.above pitch line and terminate with newal post.
Maintain a 2 metre headroom throughout its length.
Balustrading to clients direction of non climbable type,900mm.high and with gappings max.100mm.

PLUMBING:-BS.5572
Traps shall be 75mm.deep upvc.sealed traps.
Waste pipes to sinks and baths/showers shall be 38mm.upvc.and 32mm.from basins.Rodding eyes provided at all changes of direction and fit anti-vacuum waste traps where necessary.

FIRE PRECAUTIONS:
Doors shown (FD) on plans to be 1/2 hour fire resistant and self closing onto 25mm.stops.
Doors shown (FD) to be FIRE RATED WITH SMOKE SEALS

Smoke detectors shown (SD) to be provided in positions as shown.
Detectors to be BS.5446 interlinked and connected to mains system with battery back up.

BEAMS:
New steel beams to be inserted as shown to Structural Engineers calculations and to be encased to give 1 hours fire resistance using 12mm.superlux screwed to 25 x 25mm.x 20g light steel angles.

INTERNAL WALLS:
Internal load bearing walls to be 100mm.3.5N/mm^2 blocks laid in 1:1:6 mortar with 9.5mm.plasterbrd.and skim finish both sides.

Partitions to be constructed in 50 x 100mm.studs at 450mm.centres finish both sides with 12.5mm.plasterbrd.and set coat.Provide head and sole plates and noggins at third points.
Floor joists running parallel to partitions to be doubled-up.

Run skirtings to clients direction.

DORMERS:
New external studwork construction to be Plain tiles on 38 x 25mm. s.w. treated battens and breather type felt on 9mm.celotex double-R thermal sheathing TS2. on 12mm.exterior grade plywood stress skin on 50 x 100mm.studs at 400mm.centres.Corner and reveal posts to be 100 x 100mm. Internally provide 12mm.plasterbrd.and set.
Dormer cheeks within 1 metre of boundary to have 9mm.thickness of supalux between plywood stress skin and felt.
Dormer walls to be strapped to floor with 30 x 5mm.galv.anchor straps at 2 metre centres.

WINDOWS:
New windows to be confirmed with client for style, patern and material.
To provide glazed areas equal to 1/10th. of floor areas and with opening lights equal to 1/20th. of floor areas.
All windows to have a trickle vent min. 8,000mm. sq.
Glazing to comply with part N of the latest Building Regulations with glass to be toughened or laminated to B.S. 6206.
Glazing in timber or plastic frames to be double glazed with a 16mm. air gap and a 'soft'
low-E coating or double glazing with a 12mm. air gap, argon filled and a 'soft' low-E coating.
Glazing in metal frames to be double glazed with a 16mm. air gap, argon filled and a 'soft'
low-E coating.
All first floor windows in dwellings to have an unobstructed openable area of at least 0.33m.sq. and be not less than 450 x 450mm.

INTERNAL LIGHTING:
Provision shall be made for the installation of energy efficient lighting, preferably in those areas where the lighting is expected to have most use.
Therefore it is necessary to install 4no. light fittings, which will only take lamps having a luminous efficiency greater than 40 lumens per circuit-watt.

HEATING AND HOT WATER SYSTEMS:
The following to be included in the heating system.
1. Areas with differing heating needs to have individual temperature control by use of room
thermostats or individual radiator valves.
2. Separate timing controls to be provided for space heating and hot water(except for combination boilers and solid fuel appliances) The system must allow the provision of only
space heating, only water heating or both when required.
3. Boiler controls to include provision to prevent the boiler operation when neither the space
heating system nor the hot water system requires heat.
4. Hot water storage vessels should have a min. 35mm.factory applied coating of PU-foam
or the equivalent. Pips and ducts should also be insulated. Hot pipework connecting to
boilers and hot water storage vessels to be insulated for at least 1m.from the point of
connection.
5. All heating and hot water systems to be fully commissioned and a certificate confirming
correct compliance to both client and Building Inspector.
6. Proper instructions to owners to be provided to inform them how to operate the system
efficiently, what routine maintenance is required and the benefits of conserving fuel and
power.

NOTES:

All dimensions must be checked on site and not scaled from this drawing

A		
	Date	Revisions

© copyright

TIM CORDING
Architectural and Planning Services
"Kingshead", 140 High Street,
Steyning, West Sussex BN44 3LH
Tel/Fax: 01903 814836

Client

Job Title
LOFT CONVERSION

ADUR DISTRICT COUNCIL
PLANNING DIVISION
PLAN No. Ardosialot
DATE 18 SEP 2007

Drawing Title
82 GREENWAYS CRESCENT.
SHOREHAM.
WEST SUSSEX.

Scale 1:50 & 1:100

Date JULY 2007 | **Drawn by**

Drg. No. | **Rev.**

594 x 841 mm. A1