Form Ref. No. 597542

ADUR
DISTRICT COUNCIL

Town and Country Planning Act 1990
Householder Planning Application

Use this form to apply for planning permission to extend or alter your house or flat, to build a garage or other structure on your property or to create access for a vehicle onto a classified road (please read note 9).

Please read the notes before you fill in this form.

1 Please give the address of the property to be altered or extended

7 Franklin Road
Shoreham by Sea

ADUR DISTRICT COUNCIL
PLANNING DIVISION

PLAN No.	ADC053167-
DATE RECEIVED	24 AUG 2007

2 Type of property

Semi-detached House

3 Please describe the development you are applying for.

Single storey rear extension to kitchen

4 Applicant (in block capitals)

Name

~~Mr and Mrs~~ MISS	MR
Skinner	SYDNEY

Address

7 Franklin Road
Shoreham by Sea

Telephone

Fax

Email

Agent (if any)

Full Name

M Humphrey

Address

39 Northease Drive
Hove
Sussex
BN3 8PQ

Telephone

07701055182
07701055182

Fax

01273 734281

Email

mel_humphrey_uk@yahoo.co.uk

5 Please enclose four copies of this form and four sets of plans.
Please number your plans and write the numbers and scales against the titles here.

	Plan Number	Scale
Location Plan	1	1;1250
Block Plan	1	1:500
Floor Plan	1	1:50
Elevations	1	1:100
Other		

6 Will the development involve cutting down any trees? No
If "Yes", please show these clearly on the block plan.

7 Will the development (including any new or altered access) affect a public footpath or any other public right of way? No

8 **Does this application require a fee?** Yes
(See note 3)

If "No", please choose the option that applies
(See note 3)

If "Yes", please state the fee enclosed £ 135.00
(See note 4)

Signature:  **Date:** 10/8/17

Please print your name: M. Humphrey

Certificate under Article 7 of the Town and Country Planning (General Development Procedure) Order 1995

If anyone else owns the land or part of it, you must fill in Certificate B, which you can get from the Planning Section. You must also tell the owner of the land about this application by serving a notice on them. If you own all of the land, you must fill in Certificate A below.

Certificate A

I confirm that:

- Nobody except the applicant was an owner of any part of the land involved at the beginning of the period of 21 days before the date of this application; and

- none of the land this application relates to is an agricultural holding or part of an agricultural holding.

Signature:  **Date:** 10/8/17

Please print your name: M Humphrey

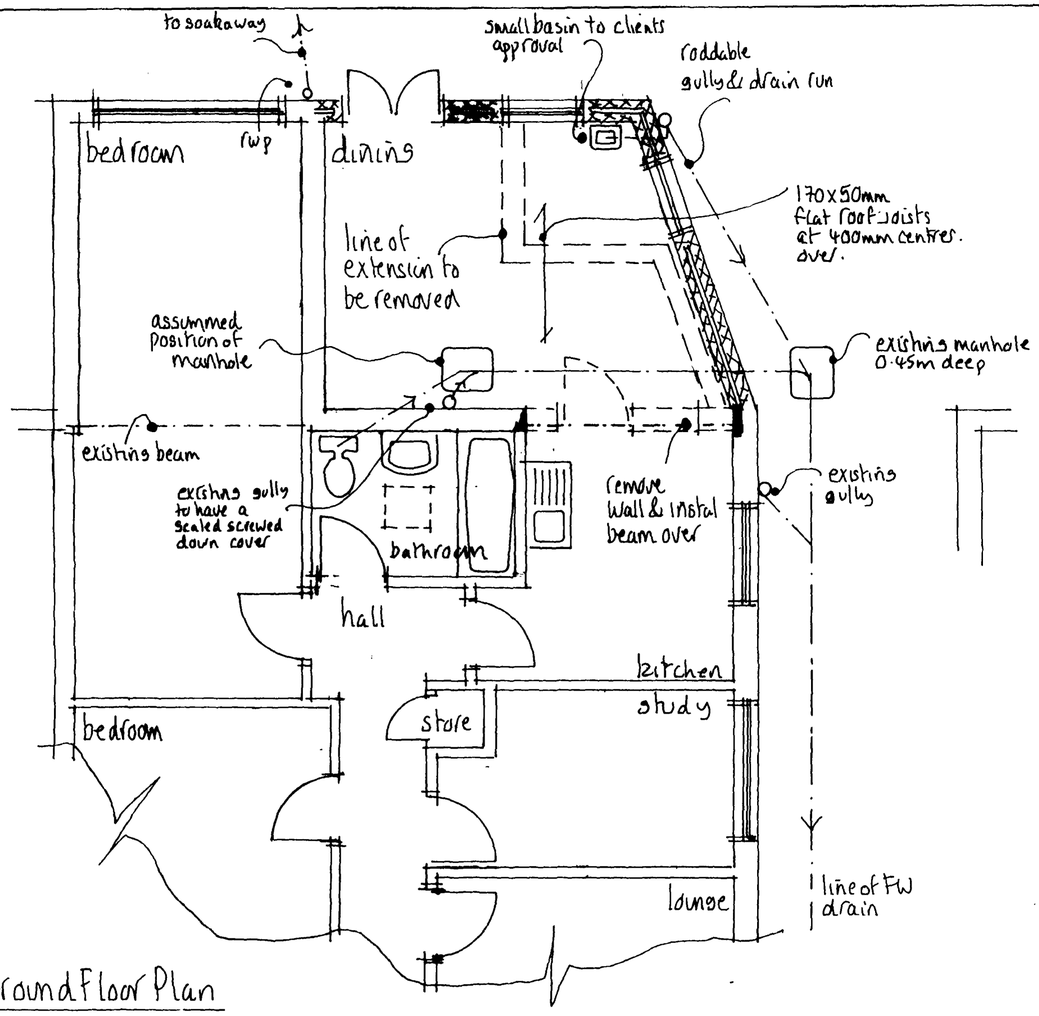

Ground Floor Plan

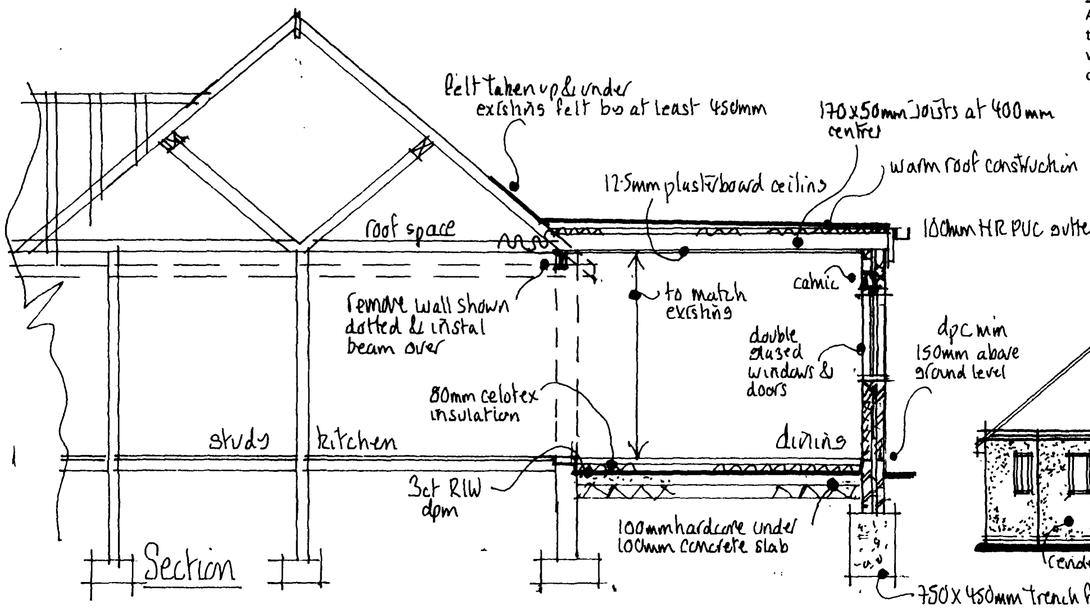

Section

Building Regulation Notes

Foundations
750mm x 450mm trench fill foundations (1:2:4 concrete mix). All foundations to be minimum 1.0m below ground level with the exact depth to suit site conditions.

External Walls
Cavity walls comprising matching render 20mm thick in 2 coats onto 100mm Thermalite block brick outer leaf with min 85mm cavity with 85mm Rockwool cavity batts, inner leaf 100mm Thermalite "Turbo" or equal and approved blockwork min 3.5 N/mm^2. All walls constructed using 1:1:6 mortars or 1:5 masonry cement mortars. Finished with 13mm lightweight plaster internally. Horizontal strip polymer (hyload) damp proof course in each leaf of new walls min 150mm above adjacent ground level in external leaf. DPC to be lapped with existing wall DPC and with floor DPM. Vertical DPC to be installed at all reveals where cavity is closed. Blockwork below ground level to be Class A dense concrete or alternatively semi engineering brickwork. Cavities below ground level to be filled with lean mix concrete up to ground level and min 225mm below damp proof course.Ensure that at all openings no cold bridging occurs by using a proprietary system such as Thermabate Closers, or similar approved. All walls constructed with wall ties built in at 450mm centres vertically and 750mm centres horizontally in staggered rows. Doubled up at corners and reveals. Cavities closed at eaves level with slate and to be continuous. Weep holes to be provided adjacent to ground level and over openings/cavity trays etc every third perpendicular Catnic or similar approved lintels to be used over door and window openings with min 150mm bearings. Where existing suspended timber floor air bricks are covered by new extension provide 100mm diameter vent duct under new floor within hardcore to terminate at new 65 x 215mm air bricks built into new cavity wall. Ducts to be sleeved through cavity with cavity tray over. Steel beams to be coated with fire resistant intumescent paint (Nullifire or similar) to provide at least ½ hour fire resistance.

Ground Floors
20mm flooring grade tongued and grooved chipboard to BS 5669 type II/III on 80mm Celotex flooring, 3 coats RIW dpm on 100mm concrete slab and 100mm consolidated hardcore. Where drain runs pass under new floor provide A142 mesh 1.0m wide within bottom of slab min 50mm concrete cover, over length of drain.

Flat Roof
To be a new warm roof construction. 3 layers built up felt to BS747 finished with 12.5mm white stone chippings bedded in bitumen. All felt work and detailing to be in accordance with CP144. 120mm of Celotex laminated roof board on type 1B felt vapour control layer on 18mm WBP plywood decking on sw firrings laid to give a fall of at least 1 in 40, all on SC3 grade sw joists (as shown on plans. Provide a code 4 lead flashing at the solid wall and roof junction. Ceiling to be 12.5mm plasterboard finished to client's approval. 100mm x 50mm wall plate and flat roof joists strapped down to walls using 1000 x 30 x 5mm mild steel straps at 1.2m centres.

Surface Water
Rainwater to 100m half round PVC gutter laid to falls to new 65mm down pipes to discharge onto existing surface water drains and also to new soak away. New soak away min 5m away from any building to be 1.5 m^3 below invert of drain, filled with hardcore and covered with 50mm lean mix concrete on 1000-gauge polythene. Drain to be 100mm diameter UPVC laid to min fall of 1 in 40, bedded and surrounded in pea beach.

Ventilation
New window serving all rooms to provide open able ventilation area of not less than 1/20th of the floor area of the rooms, which they serve, all fitted with a minimum 8000mm^2 trickle ventilator. All glazing in those critical locations to be of toughened or laminated safety glass in accordance with clause 5.3, BS6206 All new windows and roof lights to be double glazed with 16mm air gap and a "soft" low-E coating. Kitchen to be provided with an extract fan capable of extracting not less than 60 litres per second (or 30 litres per second if fitted within a cooker hood) which may be operated intermittently and ducted to external air.

Foul Water Drainage
All fittings to be provided with trapped waste pipes as follows: Sink, shower & baths - 40mm diameter Wash hand basin 32mm diameter WC - 100mm diameter Common waste pipes to be 50mm diameter. All traps to be 75mm deep seal & all waste pipes are to be fitted with rodding access on tight bends. Common wastes or runs in excess of 1.7m long are to be fitted with anti-syphonic traps. Any new drains to be 100mm diameter UPVC pipes laid and surrounded in pea beach to fall 1 in 40, provide concrete cover where invert is less than 450mm. All manholes within the building to be fitted with double seal screw down covers. Provide rodding access to the base of the existing soil and vent pipe.

Electrics
All electrical work required to meet the requirements of Part P (Electrical Safety) must be designed, installed, inspected and tested by a person competent to do so. Prior to completion the Council should be satisfied that Part P has been complied with. This may require an appropriate BS 7671 electrical installation certificate to be issued for the work by a person competent to do so.

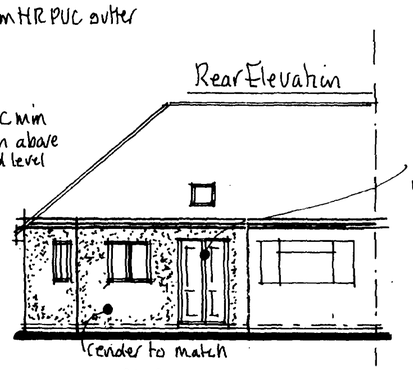

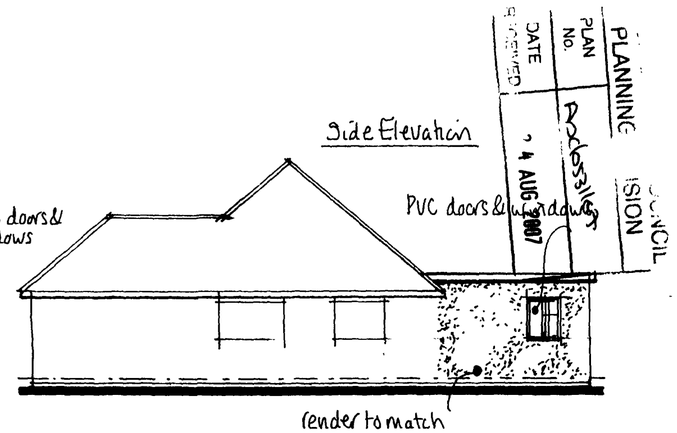

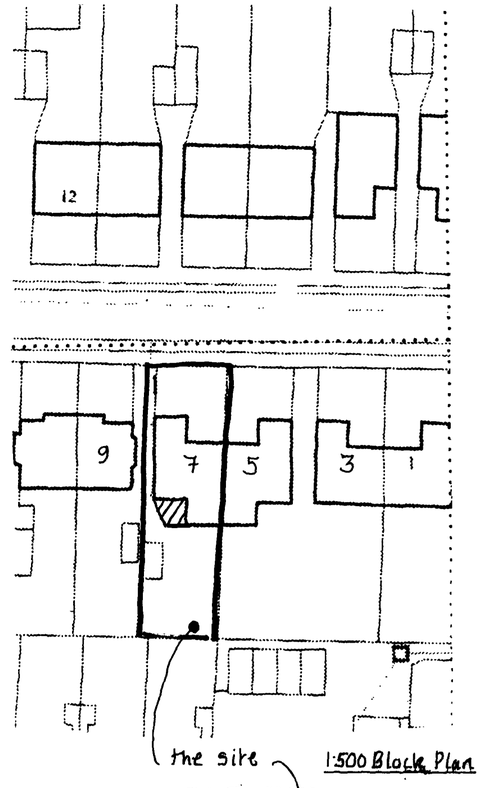

the site

1:500 Block Plan

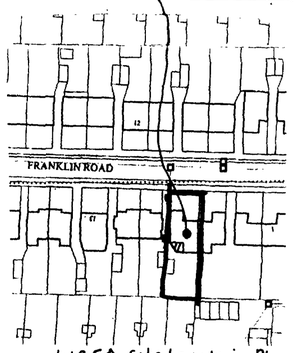

1:1250 Site Location Plan

Mel Humphrey
MRICS MBEng

39 Northease Drive
Hove East Sussex BN3 8PQ

RICS
Mobile: 07701 055182
Email: mel_humphrey_uk@yahoo.co.uk

Drawing Title
extension at
7 Franklin Road. Shoreham

Scale: 1:50, 1:100, 1:1250, 1:500

Date: July 07 | Drawn by: MJH

Drg No. | Rev.