Householder Application

A1. Applicant Details

Organisation			
	Title	**Forename**	**Surname**
Name	Mrs	Anna	Barness

A1.1 Address Details

Name or flat number	
Property number or name	14
Street	Saffron Close
Locality	
Town	Shoreham-by-Sea
County	West Sussex
Postal Town	
Postcode	BN43 6JF

A1.2 Communication Details

	Telephone No.	**Extn No.**
Telephone No.	[redacted]	
Daytime Telephone No.		
Fax No.		
Email Address		
DX Number		

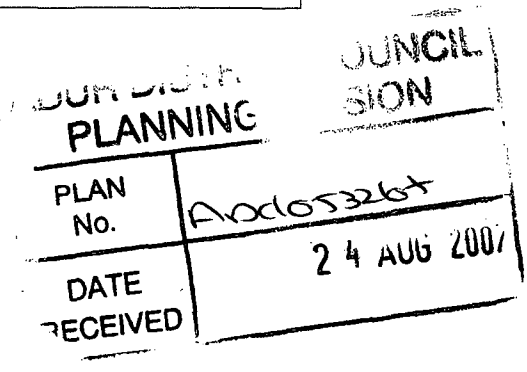

A2. Agent Details

Organisation	Design Zone UK Limited		
	Title	**Forename**	**Surname**
Name	Mr	Graham	Madigan

A2.1 Address Details

Name or flat number	The Studio
Property number or name	8
Street	Rutland Gardens
Locality	
Town	Hove
County	East Sussex
Postal Town	
Postcode	BN3 5PA

A2.2 Communication Details

	Telephone No.	**Extn No.**
Telephone No.	08701653111	
Daytime Telephone No.	08701653111	
Fax No.	08701653111	
Email Address	studio@designzone.uk.com	
DX Number		

1. Site Address Details

1.1 Address Details

Name or flat number	
Property number or name	299
Street	Upper Shoreham Road
Locality	
Town	SHOREHAM-BY-SEA
County	West Sussex
Postal Town	
Postcode	BN43 5QA
UPRN	00
Location	

2. Description of the Proposed Development

Development Description

New entrance lobby and rear infill extension with roof terrace.

3. Access

Is existing access affected?	**Pedestrian**	_ Yes	X No
	Vehicular	_ Yes	X No
Is a new access type proposed?	**Pedestrian**	_ Yes	X No
	Vehicular	_ Yes	X No

Disability Access

n/a

4. Other Information

Does the proposal involve the lopping or topping of trees or the removal of trees, shrubs or hedges?	_ Yes	X No

5. Public Rights Of Way

Do you propose to alter or divert a Public Right of Way?	_ Yes	X No
Is the site adjacent to a Public Right Of Way?	_ Yes	X No

Describe the proposed alteration of the Public Right of Way

6. Materials

Walls

Entrance Lobby - Brick to match existing

Roof

Entrance Lobby - Plain clay tike to match existing Roof Terrace - Paving stones

Site boundaries (fences, walls, etc.), driveways, paved areas and other hard surfaced areas

New hard and soft landscaping using similar paving as existing

7. Floor Space

Please state the existing floorspace of the building

213.750

sq.m

Please state the proposed new floorspace

232.615

sq.m

Signature **Electronically submitted; no signature required.**

Certificate A

I certify that:
on the day 21 days before the date of the accompanying application nobody, except the applicant, was the owner of any part of the building/land to which the application relates.

Signatory

	Title	Forename	Surname
Signatory	Mr	Anton	Robilliard
Signature	**Electronically submitted; no signature required.**		
Date (yyyy-mm-dd)	2007-08-21		

Under the provisions of the Planning Acts, if any person issues a certificate which purports to comply with the requirements of this Act and contains a statement which he knows to be false or misleading in a material particular, he shall be guilty of an offence. Please ensure that the information you have provided is accurate.

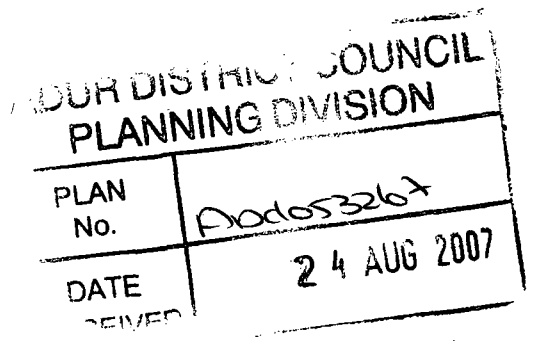

Agricultural Holdings Certificate

X None of the land to which the application relates is, or is part of, an agricultural holding. _ I have/the applicant has given the requisite notice to every person other than my/him/herself who, on the day 21 days before the date of this application was a tenant of an agricultural holding on all or part of the land to which the application relates as follows:

Signatory

	Title	Forename	Surname
Signatory	Mr	Anton	Robilliard
Signature	**Electronically submitted; no signature required.**		
Date (yyyy-mm-dd)	2007-08-21		

Under the provisions of the Planning Acts, if any person issues a certificate which purports to comply with the requirements of this Act and contains a statement which he knows to be false or misleading in a material particular, he shall be guilty of an offence. Please ensure that the information you have provided is accurate.

EXISTING DRAWINGS

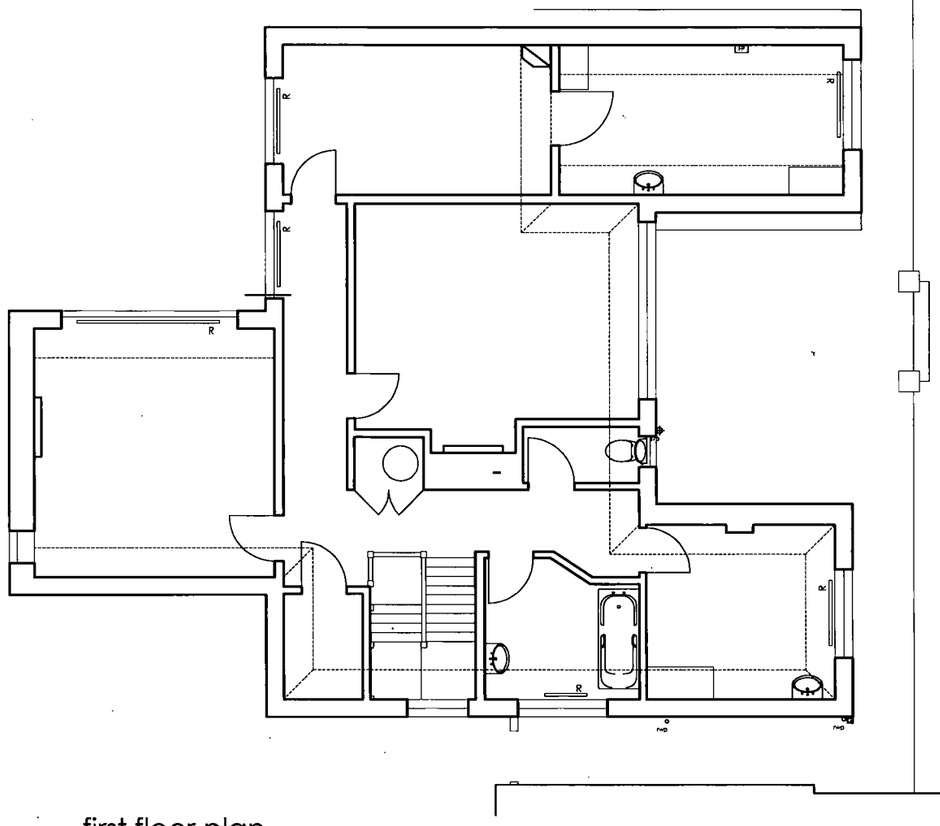

first floor plan

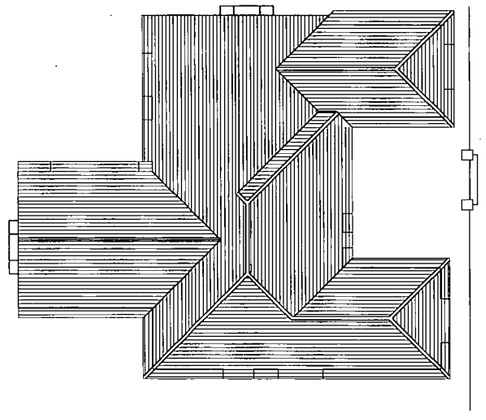

roof plan 1:200

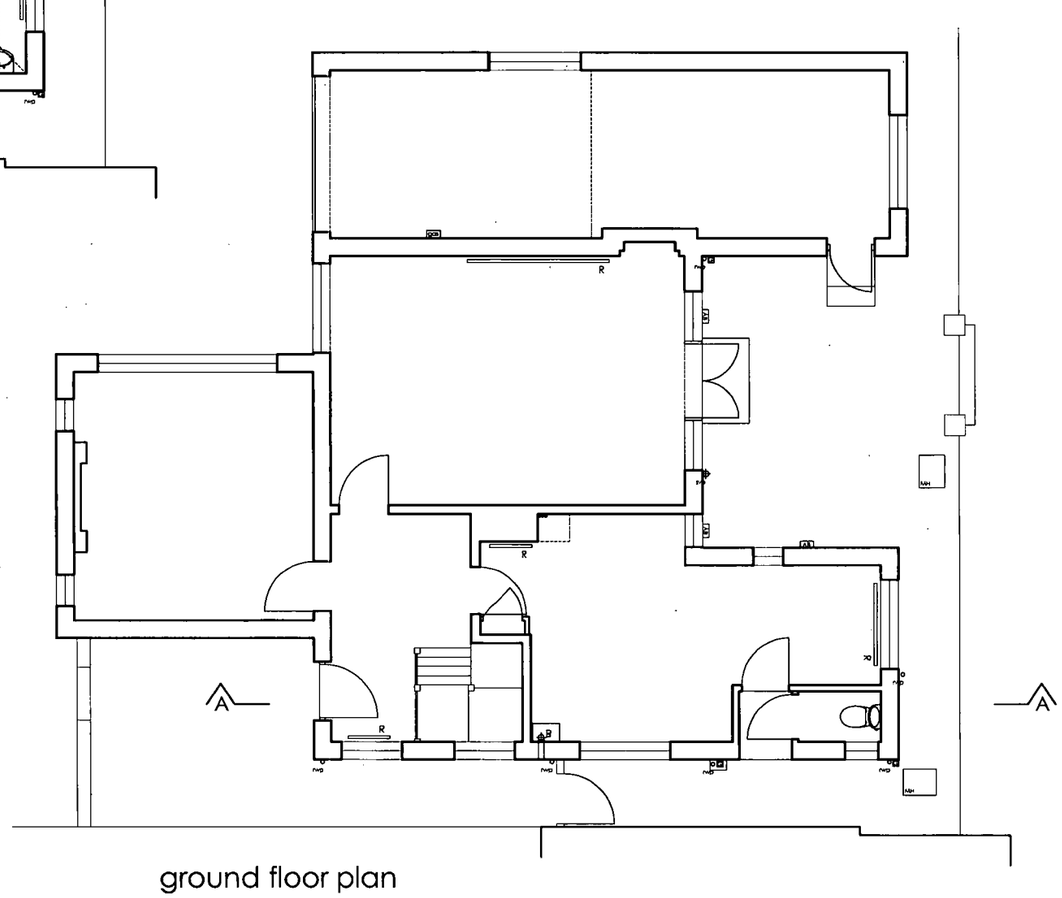

ground floor plan

Notes:

1. This drawing remains the copyright of Design Zone (UK) Ltd and shall not be copied in any format without their specific approval in writing. The issue of the drawing in digital format (on floppy disk, CD or via email) entitles the named recipient only to utilise the elements of the drawing that are visible in paper space at the time of issue for the purposes of the named project only.

2. Design Zone (UK) Ltd accept no responsibility for the accuracy or currency of data on digitally issued drawings that, at the time of issue, is not visible in paper space viewports or is located on layers that are switched off or frozen.

3. The Contractor is responsible for checking dimensions, tolerances and information. Any discrepancies to be verified with the designers before preparing shop drawings or proceeding with the Works.

4. Where two or more drawings illustrate the same element of the Works, the drawing at the largest scale shall take precedence. Where drawings are of the same scale the drawing with the later date (or revision date) shall take precedence.

5. Where drawings contain cross-references to a written specification that specification shall carry equal precedence with the drawing.

6. Do not scale drawings. Figured dimensions are to be worked to in all cases.

7. All dimensions indicated are structural unless specifically identified to the contrary.

8. Workmanship and materials are to be in accordance with all relevant British Standards, Codes of Practice, Agrément Certificates and manufacturer's written instructions that are current at the commencement of the Works. All materials and components are to be utilised strictly in accordance with the manufacturer's written instructions.

9. All works are to be carried out in strict accordance with the Building Regulations and to the entire satisfaction of the Building Inspector. Should this differ from that shown on the drawings, obtain from the designers approval prior to proceeding with the Works.

10. The inclusion on this drawing of any elements of the Works that are subject to detailed design by other parties (whether consultant or specialist supplier/subcontractor) is purely indicative and is incorporated solely to illustrate its relationship to the adjoining construction. The liability for the design of those elements shall lie entirely with the relevant designer.

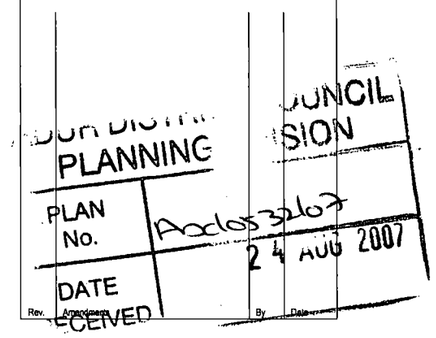

designzone

Pelham House, 25 Pelham Square, Brighton, BN1 4ET T: 01273 689928 F: 01273 687004
E: studio@designzone.uk.com www.designzone.uk.com

Drawing Status:
Existing

Project Title:
Proposed Extension
299 Upper Shoreham Rd, BN43 5QA

Client:
Anna Barness

Drawing Title:
Plans
as Existing

Date:	File reference:
02.08.07	dz928
Scale:	Master drawing reference:
1:100 & 1:200 @ A3	dz928-Existing
Drawn by:	Checked by:
azr	

Job Number:	Drawing Number:	Revision
dz928	01	-

EXISTING DRAWINGS



front elevation



rear elevation



side elevation

PLAN
No.
DATE
2 4 AUG 2007

Notes:

1. This drawing remains the copyright of Design Zone (UK) Ltd and shall not be copied in any format without their specific approval in writing. The issue of the drawing in digital format (on floppy disk, CD or via email) entitles the named recipient only to utilise the elements of the drawing that are visible in paper space at the time of issue for the purposes of the named project only.

2. Design Zone (UK) Ltd accept no responsibility for the accuracy or currency of data on digitally issued drawings that, at the time of issue, is not visible in paper space viewports or is located on layers that are switched off or frozen.

3. The Contractor is responsible for checking dimensions, tolerances and information. Any discrepancies to be verified with the designers before preparing shop drawings or proceeding with the Works.

4. Where two or more drawings illustrate the same element of the Works, the drawing at the largest scale shall take precedence. Where drawings are of the same scale the drawing with the later date (or revision date) shall take precedence.

5. Where drawings contain cross-references to a written specification that specification shall carry equal precedence with the drawing.

6. Do not scale drawings. Figured dimensions are to be worked to in all cases.

7. All dimensions indicated are structural unless specifically identified to the contrary.

8. Workmanship and materials are to be in accordance with all relevant British Standards, Codes of Practice, Agrément Certificates and manufacturer's written instructions that are current at the commencement of the Works. All materials and components are to be utilised strictly in accordance with the manufacturer's written instructions.

9. All works are to be carried out in strict accordance with the Building Regulations and to the entire satisfaction of the Building Inspector. Should this differ from that shown on the drawings, obtain from the designers approval prior to proceeding with the Works.

10. The inclusion on this drawing of any elements of the Works that are subject to detailed design by other parties (whether consultant or specialist supplier/subcontractor) is purely indicative and is incorporated solely to illustrate its relationship to the adjoining construction. The liability for the design of those elements shall lie entirely with the relevant designer.

Rev.	Amendments	By	Date

designzone

Pelham House, 25 Pelham Square, Brighton, BN1 4ET T: 01273 689928 F: 01273 687004
E: studio@designzone.uk.com www.designzone.uk.com

Drawing Status:
Existing

Project Title:
Proposed Extension
299 Upper Shoreham Rd, BN43 5QA

Client:
Anna Barness

Drawing Title:
Elevations
as Existing

Date:	File reference:
02.08.07	dz928
Scale:	**Master drawing reference:**
1:100 @ A3	dz928-Existing
Drawn by:	**Checked by:**
azr	

Job Number:	Drawing Number:	Revision
dz928	02	-

PROPOSED DRAWINGS

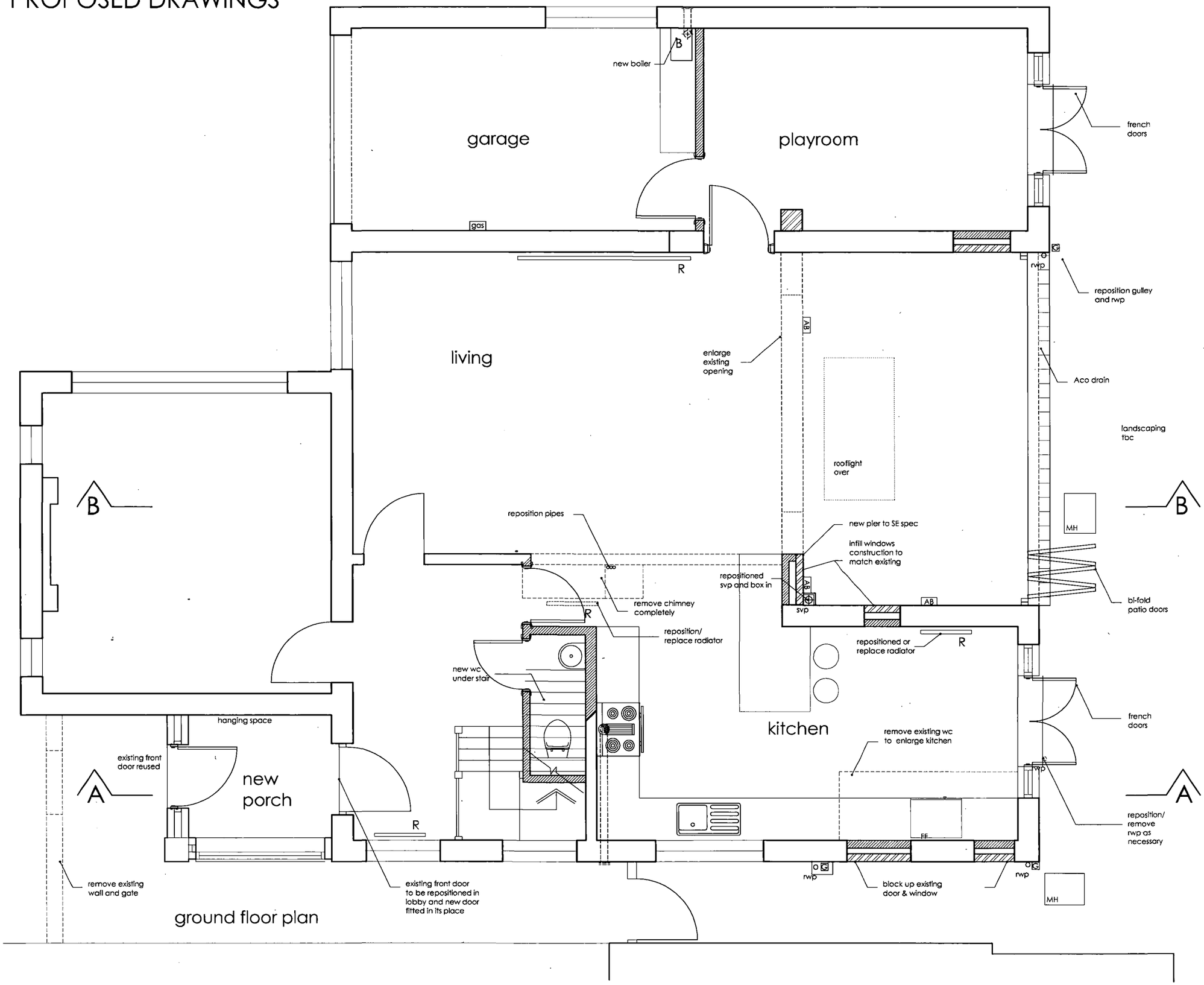

Notes:

1. This drawing remains the copyright of Design Zone (UK) Ltd and shall not be copied in any format without their specific approval in writing. The issue of the drawing in digital format (on floppy disk, CD or via email) entitles the named recipient only to utilise the elements of the drawing that are visible in paper space at the time of issue for the purposes of the named project only.

2. Design Zone (UK) Ltd accept no responsibility for the accuracy or currency of data on digitally issued drawings that, at the time of issue, is not visible in paper space viewports or is located on layers that are switched off or frozen.

3. The Contractor is responsible for checking dimensions, tolerances and information. Any discrepancies to be verified with the designers before preparing shop drawings or proceeding with the Works.

4. Where two or more drawings illustrate the same element of the Works, the drawing at the largest scale shall take precedence. Where drawings are of the same scale the drawing with the later date (or revision date) shall take precedence.

5. Where drawings contain cross-references to a written specification that specification shall carry equal precedence with the drawing.

6. Do not scale drawings. Figured dimensions are to be worked to in all cases.

7. All dimensions indicated are structural unless specifically identified to the contrary.

8. Workmanship and materials are to be in accordance with all relevant British Standards, Codes of Practice, Agrément Certificates and manufacturer's written instructions that are current at the commencement of the Works. All materials and components are to be utilised strictly in accordance with the manufacturer's written instructions.

9. All works are to be carried out in strict accordance with the Building Regulations and to the entire satisfaction of the Building Inspector. Should this differ from that shown on the drawings, obtain from the designers approval prior to proceeding with the Works.

10. The inclusion on this drawing of any elements of the Works that are subject to detailed design by other parties (whether consultant or specialist supplier/subcontractor) is purely indicative and is incorporated solely to illustrate its relationship to the adjoining construction. The liability for the design of those elements shall lie entirely with the relevant designer.

ADUR DISTRICT COUNCIL
PLANNING DIVISION
PLAN No. Ado/53267
DATE RECEIVED 24 AUG 2007

Rev.	Amendments	By	Date

designzone

Pelham House, 25 Pelham Square, Brighton, BN1 4ET T: 01273 689928 F: 01273 687004
E: studio@designzone.uk.com www.designzone.uk.com

Drawing Status:
Planning

Project Title:
Proposed Extension
299 Upper Shoreham Rd, BN43 5QA

Client:
Anna Barness

Drawing Title:
Ground Floor Plan
as Proposed

Date:	File reference:
16.08.07	dz928
Scale: 1:50 @ A3	Master drawing reference: dz928-Planning
Drawn by: azr	Checked by:

Job Number:	Drawing Number:	Revision
dz928	PL03	-

PROPOSED DRAWINGS

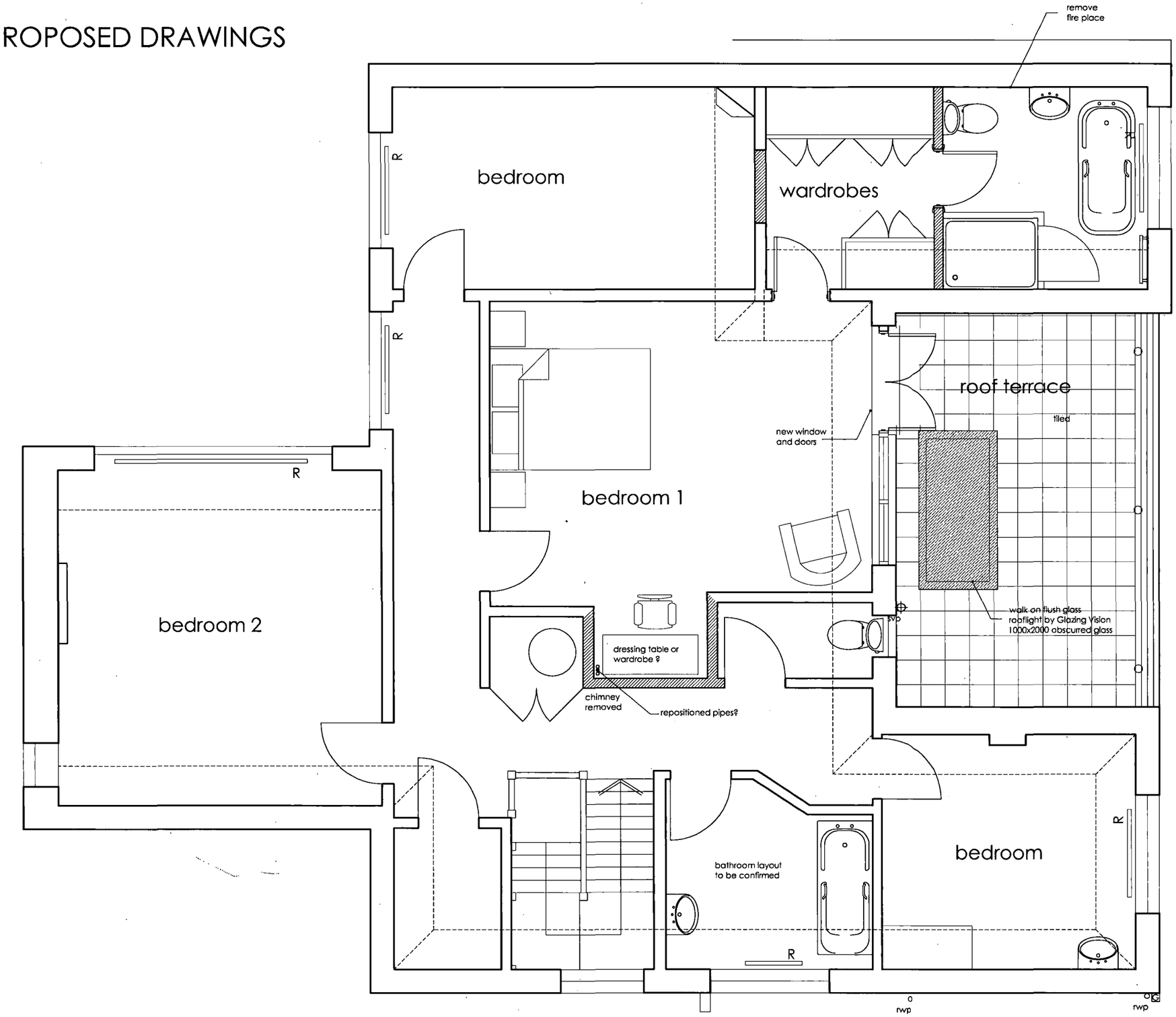

first floor plan

Notes:

1. This drawing remains the copyright of Design Zone (UK) Ltd and shall not be copied in any format without their specific approval in writing. The issue of the drawing in digital format (on floppy disk, CD or via email) entitles the named recipient only to utilise the elements of the drawing that are visible in paper space at the time of issue for the purposes of the named project only.

2. Design Zone (UK) Ltd accept no responsibility for the accuracy or currency of data on digitally issued drawings that, at the time of issue, is not visible in paper space viewports or is located on layers that are switched off or frozen.

3. The Contractor is responsible for checking dimensions, tolerances and information. Any discrepancies to be verified with the designers before preparing shop drawings or proceeding with the Works.

4. Where two or more drawings illustrate the same element of the Works, the drawing at the largest scale shall take precedence. Where drawings are of the same scale the drawing with the later date (or revision date) shall take precedence.

5. Where drawings contain cross-references to a written specification that specification shall carry equal precedence with the drawing.

6. Do not scale drawings. Figured dimensions are to be worked to in all cases.

7. All dimensions indicated are structural unless specifically identified to the contrary.

8. Workmanship and materials are to be in accordance with all relevant British Standards, Codes of Practice, Agrément Certificates and manufacturer's written instructions that are current at the commencement of the Works. All materials and components are to be utilised strictly in accordance with the manufacturer's written instructions.

9. All works are to be carried out in strict accordance with the Building Regulations and to the entire satisfaction of the Building Inspector. Should this differ from that shown on the drawings, obtain from the designers approval prior to proceeding with the Works.

10. The inclusion on this drawing of any elements of the Works that are subject to detailed design by other parties (whether consultant or specialist supplier/subcontractor) is purely indicative and is incorporated solely to illustrate its relationship to the adjoining construction. The liability for the design of those elements shall lie entirely with the relevant designer.

...OUTH DISTRICT COUNCIL
PLANNING DIVISION
PLAN No. A/dc/07/3267
DATE RECEIVED 24 AUG 2007

Rev.	Amendments	By	Date

designzone

Pelham House, 25 Pelham Square, Brighton, BN1 4ET T: 01273 689928 F: 01273 687004
E: studio@designzone.uk.com www.designzone.uk.com

Drawing Status:
PLANNING

Project Title:
Proposed Extension
299 Upper Shoreham Rd, BN43 5QA

Client:
Anna Barness

Drawing Title:
First Floor Plan
as Proposed

Date:	File reference:
16.08.07	dz928
Scale:	**Master drawing reference:**
1:50@ A3	dz928-Planning
Drawn by:	**Checked by:**
azr	

Job Number:	Drawing Number:	Revision
dz928	PL04	-

PROPOSED DRAWINGS



front elevation



side elevation

MATERIALS - New Entrance

PITCHED ROOF:	Plain clay tiled pitched/ hipped roof and black painted SW soffits & fascias to match existing
WALLS:	Brickwork to match existing
WINDOWS:	White uPVC doubled glazed with brick arch above an slate sub cill
FRONT DOOR:	Existing door repositioned

PROPOSED
DRAWINGS

Notes:

1. This drawing remains the copyright of Design Zone (UK) Ltd and shall not be copied in any format without their specific approval in writing. The issue of the drawing in digital format (on floppy disk, CD or via email) entitles the named recipient only to utilise the elements of the drawing that are visible in paper space at the time of issue for the purposes of the named project only.

2. Design Zone (UK) Ltd accept no responsibility for the accuracy or currency of data on digitally issued drawings that, at the time of issue, is not visible in paper space viewports or is located on layers that are switched off or frozen.

3. The Contractor is responsible for checking dimensions, tolerances and information. Any discrepancies to be verified with the designers before preparing shop drawings or proceeding with the Works.

4. Where two or more drawings illustrate the same element of the Works, the drawing at the largest scale shall take precedence. Where drawings are of the same scale the drawing with the later date (or revision date) shall take precedence.

5. Where drawings contain cross-references to a written specification that specification shall carry equal precedence with the drawing.

6. Do not scale drawings. Figured dimensions are to be worked to in all cases.

7. All dimensions indicated are structural unless specifically identified to the contrary.

8. Workmanship and materials are to be in accordance with all relevant British Standards, Codes of Practice, Agrément Certificates and manufacturer's written instructions that are current at the commencement of the Works. All materials and components are to be utilised strictly in accordance with the manufacturer's written instructions.

9. All works are to be carried out in strict accordance with the Building Regulations and to the entire satisfaction of the Building Inspector. Should this differ from that shown on the drawings, obtain from the designers approval prior to proceeding with the Works.

10. The inclusion on this drawing of any elements of the Works that are subject to detailed design by other parties (whether consultant or specialist supplier/subcontractor) is purely indicative and is incorporated solely to illustrate its relationship to the adjoining construction. The liability for the design of those elements shall lie entirely with the relevant designer.

...DISTRICT COUNCIL
PLANNING DIVISION
PLAN No. AWL/0532/07
DATE RECEIVED 24 AUG 2007

Rev.	Amendments	By	Date

designzone

Pelham House, 23 Pelham Square, Brighton, BN1 4ET T: 01273 689928 F: 01273 687004
E: studio@designzone.uk.com www.designzone.uk.com

Drawing Status:
PLANNING

Project Title:
Proposed Extension
299 Upper Shoreham Rd, BN43 5QA

Client:
Anna Barness

Drawing Title:
Front & Side Elevation
as Proposed

Date:	File reference:
16.08.07	dz928
Scale: 1:100 @ A3	Master drawing reference: dz928-Planning
Drawn by: azr	Checked by:

Job Number:	Drawing Number:	Revision
dz928	PL05	-

PROPOSED DRAWINGS

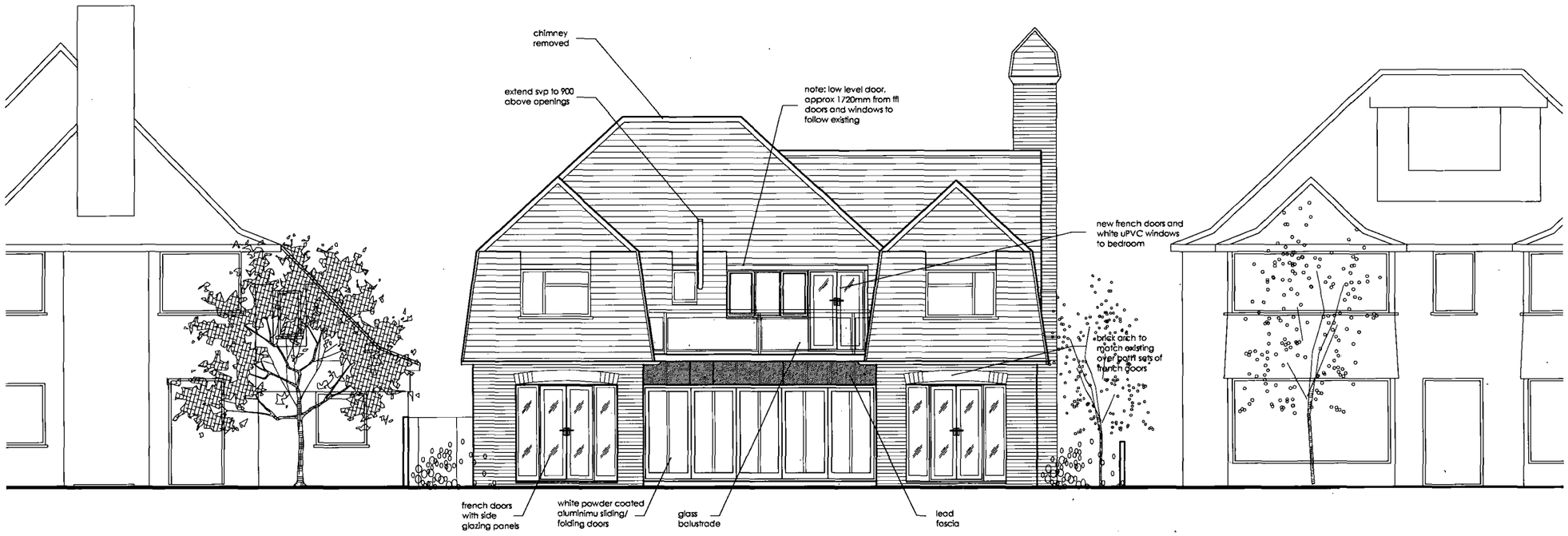

rear elevation

MATERIALS - New Entrance

FASCIA:	Lead
GUARD RAIL	Glass with SS metal frame
DECKING:	Tiled type tbc
WINDOWS:	White uPVC doubled glazed
FRENCH DOORS:	White uPVC doubled glazed with brick arch above
SLIDING FOLDING DOORS	White powder coated aluminium

PROPOSED DRAWINGS

Notes:

1. This drawing remains the copyright of Design Zone (UK) Ltd and shall not be copied in any format without their specific approval in writing. The issue of the drawing in digital format (on floppy disk, CD or via email) entitles the named recipient only to utilise the *elements of the drawing* that are visible in paper space at the time of issue for the purposes of the named project only.

2. Design Zone (UK) Ltd accept no responsibility for the accuracy or currency of data on digitally issued drawings that, at the time of issue, is not visible in paper space viewports or is located on layers that are switched off or frozen.

3. The Contractor is responsible for checking dimensions, *tolerances and information*. Any discrepancies to be verified with the designers before preparing shop drawings or proceeding with the Works.

4. Where two or more drawings illustrate the same element of the Works, the drawing at the largest scale shall take precedence. Where drawings are of the same scale the drawing with the later date (or revision date) shall take precedence.

5. *Where drawings contain cross-references* to a written specification that specification shall carry equal precedence with the drawing.

6. Do not scale drawings. Figured dimensions are to be worked to in all cases.

7. All dimensions indicated are structural unless specifically identified to the contrary.

8. Workmanship and materials are to be in accordance with all relevant British Standards, Codes of Practice, Agrément Certificates and manufacturer's written instructions that are current at the commencement of the Works. All materials and components are to be utilised strictly in accordance with the manufacturer's written instructions.

9. All works are to be carried out in strict accordance with the Building Regulations and to the entire satisfaction of the Building Inspector. Should this differ from that shown on the drawings, obtain from the designers approval prior to proceeding with the Works.

10. The inclusion on this drawing of any elements of the Works that are subject to detailed design by other parties (whether consultant or specialist supplier/subcontractor) is purely indicative and is incorporated solely to illustrate its relationship to the adjoining *construction*. The liability for the design of those elements shall lie entirely with the relevant designer.

...OUNCIL
PLANNING ...ISION
PLAN No. ...
DATE RECEIVED 24 AUG 2007

Rev.	Amendments	By	Date

designzone

Pelham House, 25 Pelham Square, Brighton, BN1 4ET T: 01273 689928 F: 01273 687004
E: studio@designzone.uk.com www.designzone.uk.com

Drawing Status:
PLANNING

Project Title:
Proposed Extension
299 Upper Shoreham Rd, BN43 5QA

Client:
Anna Barness

Drawing Title:
Rear Elevation
as Proposed

Date:	File reference:
16.08.07	dz928
Scale:	Master drawing reference:
1:100 @ A3	dz928-Planning
Drawn by:	Checked by:
azr	

Job Number:	Drawing Number:	Revision
dz928	PL06	-

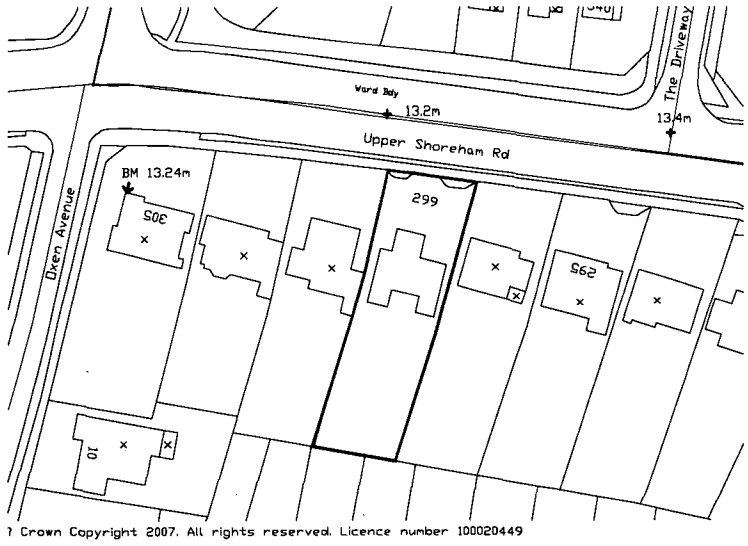

? Crown Copyright 2007. All rights reserved. Licence number 100020449

site plan 1:1250

NORTH

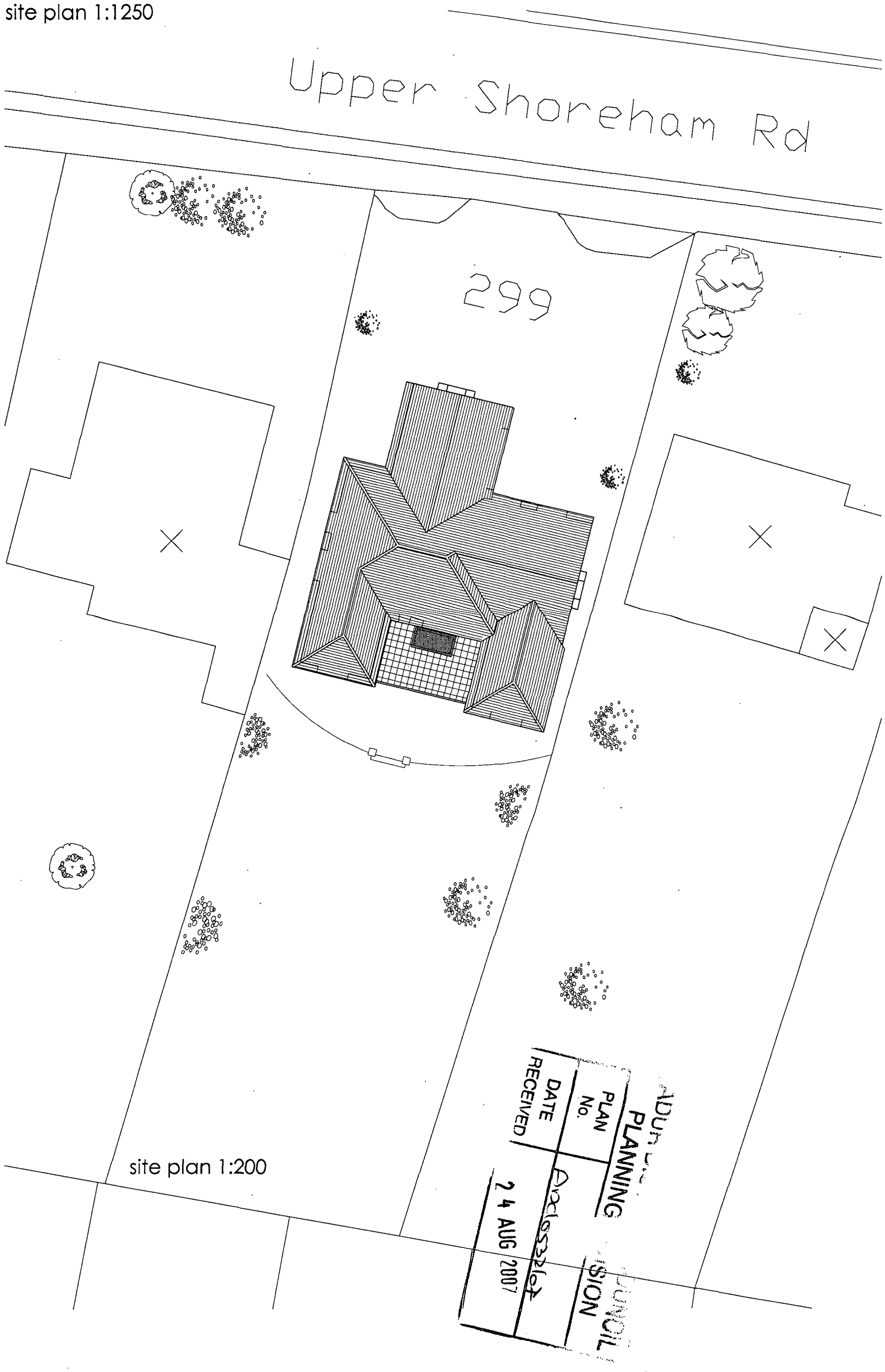

site plan 1:200

Notes:

1. This drawing remains the copyright of Design Zone (UK) Ltd and shall not be copied in any format without their specific approval in writing. The issue of the drawing in digital format (on floppy disk, CD or via email) entitles the named recipient only to utilise the elements of the drawing that are visible in paper space at the time of issue for the purposes of the named project only.

2. Design Zone (UK) Ltd accept no responsibility for the accuracy or currency of data on digitally issued drawings that, at the time of issue, is not visible in paper space viewports or is located on layers that are switched off or frozen.

3. The Contractor is responsible for checking dimensions, tolerances and information. Any discrepancies to be verified with the designers before preparing shop drawings or proceeding with the Works.

4. Where two or more drawings illustrate the same element of the Works, the drawing at the largest scale shall take precedence. Where drawings are of the same scale the drawing with the later date (or revision date) shall take precedence.

5. Where drawings contain cross-references to a written specification that specification shall carry equal precedence with the drawing.

6. Do not scale drawings. Figured dimensions are to be worked to in all cases.

7. All dimensions indicated are structural unless specifically identified to the contrary.

8. Workmanship and materials are to be in accordance with all relevant British Standards, Codes of Practice, Agrément Certificates and manufacturer's written instructions that are current at the commencement of the Works. *All materials and components* are to be utilised strictly in accordance with the manufacturer's written instructions.

9. All works are to be carried out in strict accordance with the Building Regulations and to the entire satisfaction of the Building Inspector. Should this differ from that shown on the drawings, obtain from the designers approval prior to proceeding with the Works.

10. The inclusion on this drawing of any elements of the Works that are subject to detailed design by other parties (whether consultant or specialist supplier/subcontractor) is purely indicative and is incorporated solely to illustrate its relationship to the adjoining construction. The liability for the design of those elements shall lie entirely with the relevant designer.

Rev.	Amendments	By	Date

designzone

Pelham House, 25 Pelham Square, Brighton, BN1 4ET T: 01273 689928 F: 01273 687004
E: studio@designzone.uk.com www.designzone.uk.com

Drawing Status:
Planning

Project Title:
Proposed Extension
299 Upper Shoreham Rd, BN43 5QA

Client:
Anna Barness

Drawing Title:
Site & Block Plan
as Proposed

Date:	File reference:
16.08.07	dz928
Scale:	Master drawing reference:
1:1250 & 1:200 @ A3	dz928-Planning
Drawn by:	Checked by:
azr	

Job Number:	Drawing Number:	Revision
dz928	PL07	-







REAR VIEW





FRONT VIEW





ADUR DISTR... COUNCIL
PLANNING DIVISION
PLAN No. A2c1053267
DATE 24 AUG 2007
REC...

Rev.	Amendments	By	Date

designzone

Drawing Status:
PLANNING

Project Title: Proposed Rear Extension & Entrnace Lobby
299 Upper Shoreham Rd, BN43 5QA

Client: Anna Barness

Drawing Title: Photo sheet 1

Date:	17.08.07	File reference:	dz928-Planning
Scale:	n.t.s	Master drawing reference:	dz928
Drawn by:	azr	Checked by:	azr

Job Number:	Drawing Number:	Revision
dz839	PH01	-