

Existing Long Section AA

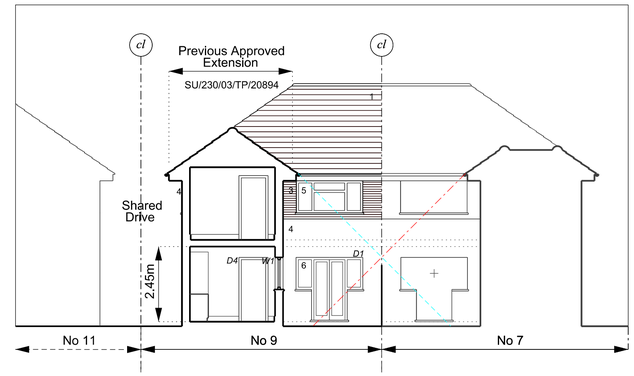

Existing Cross Section CC

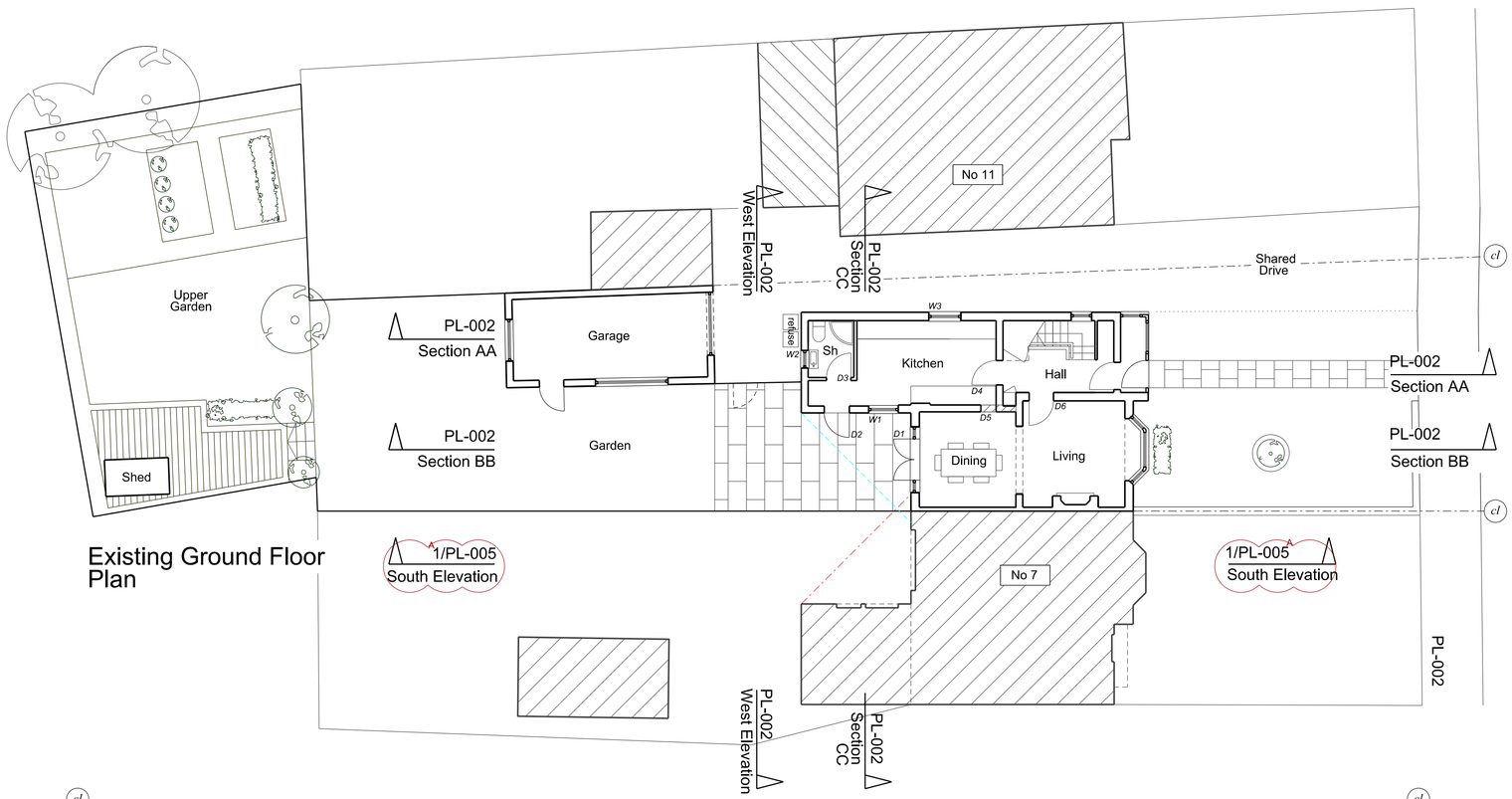

Existing Ground Floor Plan

N

Key:	Existing
Roof:	
Walls:	3. Brickwork 4. Render
Windows & Doors:	5. Upvc double glazed casements. 6. Upvc double glazed door/s.
	Notional 45 deg shadow line from southern sun.
	Notional 45 deg shadow line from north.
	Stud wall assumed to be original door to dining.

Scale
0m 1m 2m 10m

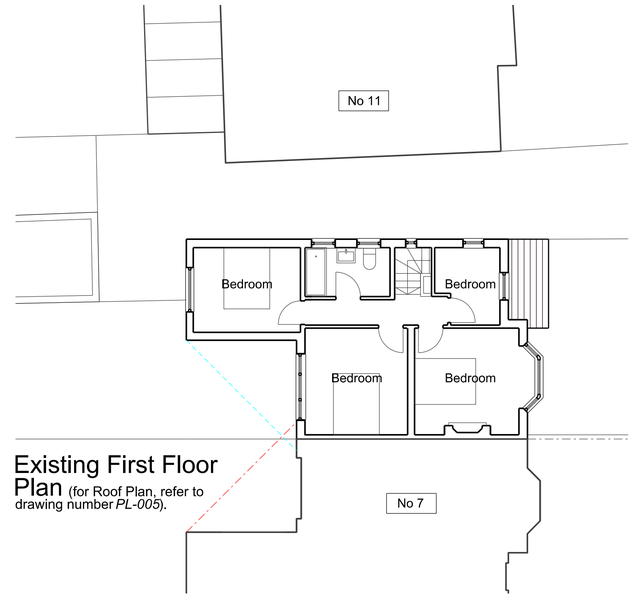

Existing First Floor Plan (for Roof Plan, refer to drawing number *PL-005*).

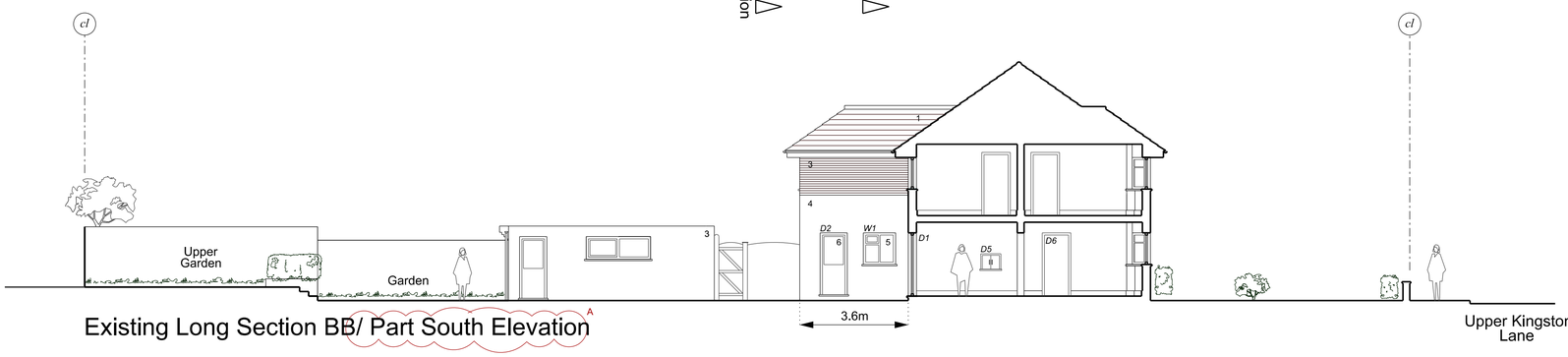

Existing Long Section BB/ Part South Elevation

Outline of detached garage shown dashed.

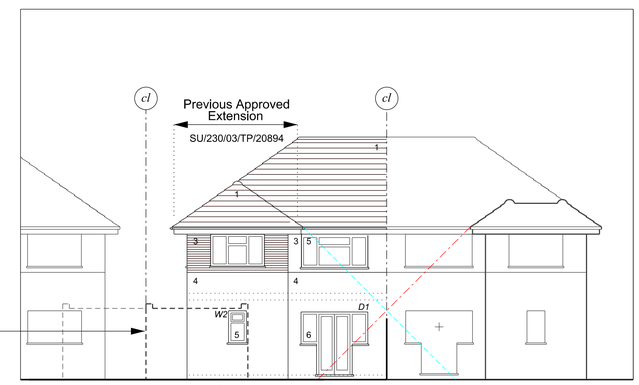

Existing West/Rear Elevation

Notes	Rev	Date	Description
This drawing is for Planning purposes only. It is not intended for Building Control Submissions or tender. Do not scale from the drawings. All dimensions and levels to be checked and confirmed on site - any discrepancies to be reported to the client. This drawing is subject to copyright laws and may not be reproduced without the express permission of the architect.	-	28.07.2020	Issued for Planning
	A	04.08.2020	Orientation Notes added. Issued for Planning

Project	Location	Issue
Domestic Single Storey Rear Extension	9 Upper Kingston Lane Shoreham By Sea BN43 6TG	Householder Application - Domestic Rear Extension

Drawing Title

Existing Plans, Sections and Elevations

Drawn: *cm*	Date: July 2020	Scale: 1:100@A1/1:200@A3

CatherineMilligan Architecture
milligan.c@btinternet.com

Drawing Number PL - 002 - A