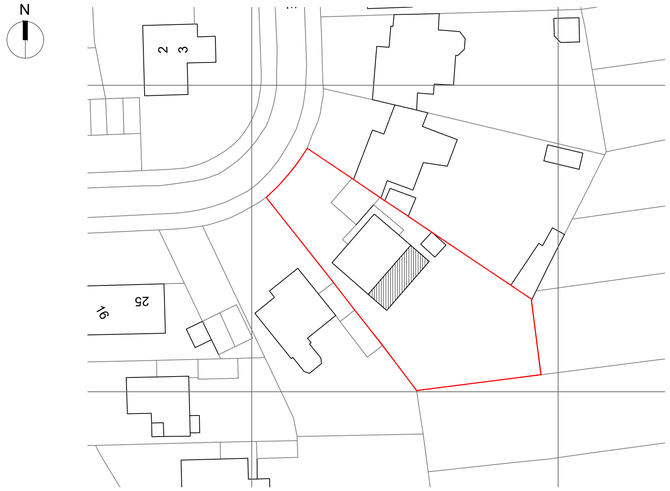

03 D.01 BLOCK PLAN AS PROPOSED 1:500 @ A1

0 5 10 15 20 25 50m

SCALE BAR
1:500 @ A1

0 1 2 3 4 5m

SCALE BAR
1:50 @ A1

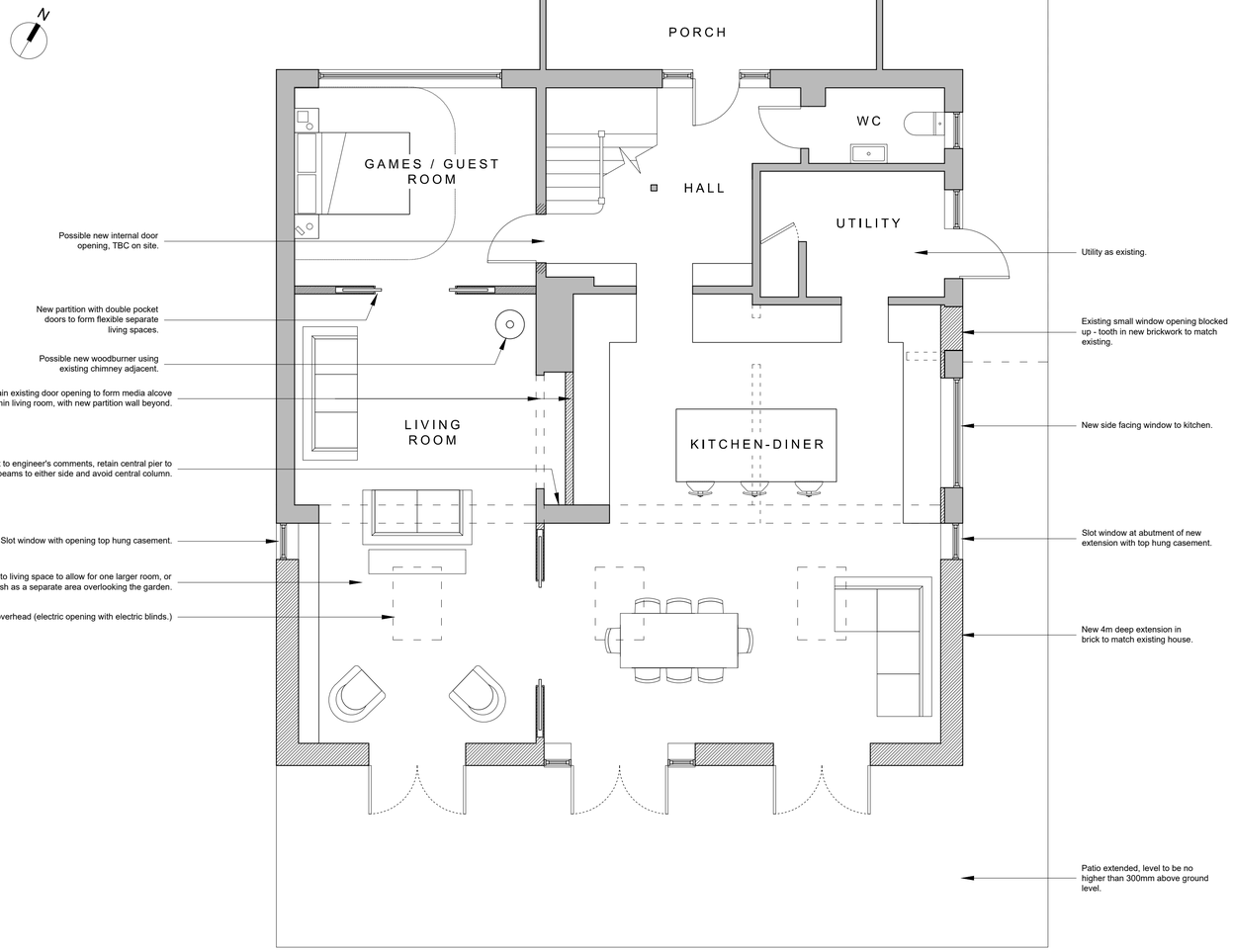

01 D.01 GROUND FLOOR PLAN AS PROPOSED 1:50 @ A1

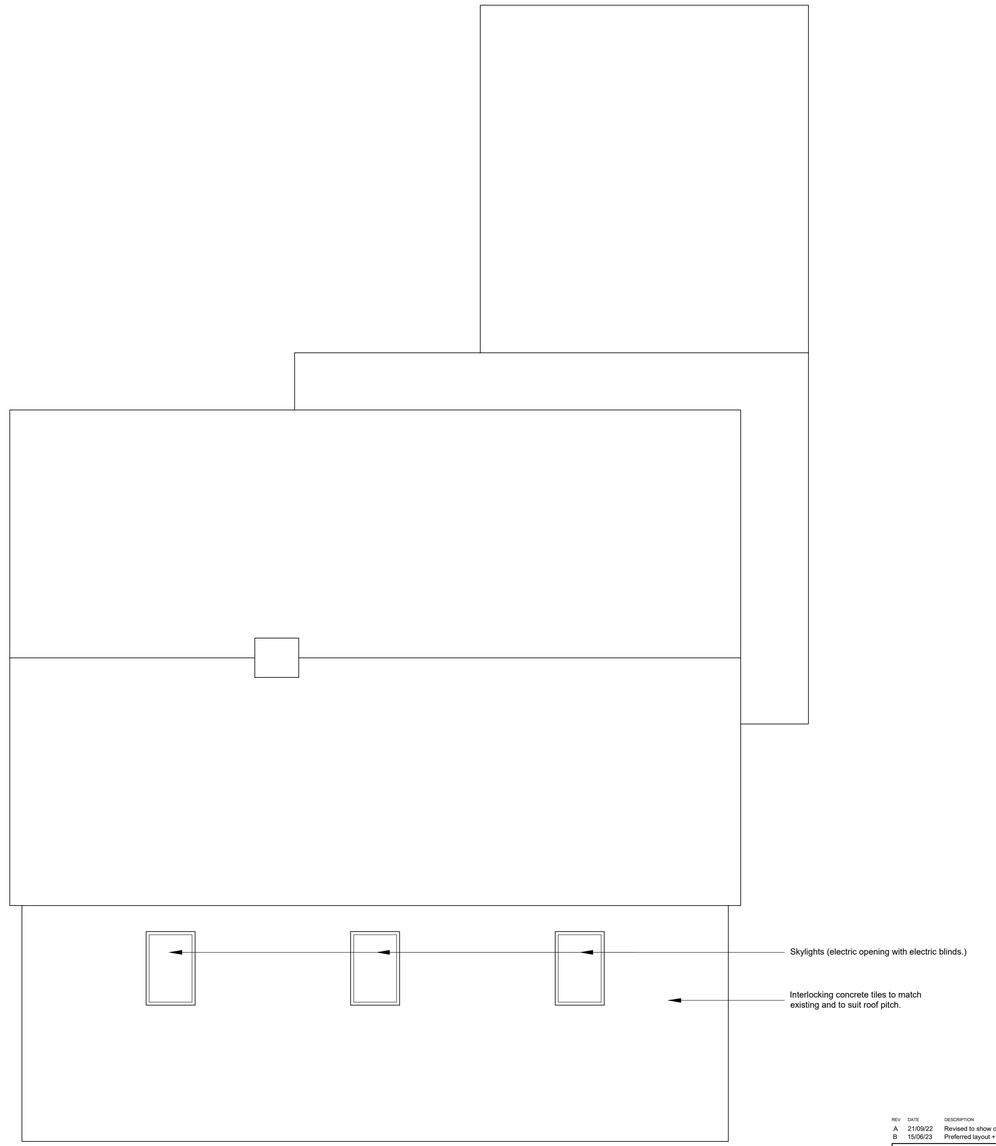

02 D.01 ROOF PLAN AS PROPOSED 1:50 @ A1

DO NOT SCALE FROM THIS DRAWING
EXCEPT FOR PLANNING PURPOSES

DRAWING TO BE READ IN CONJUNCTION WITH ALL OTHER ARCHITECTS AND ENGINEER'S CONTRACT DRAWING & SPECIFICATIONS.
ANY DISCREPANCIES MUST BE BROUGHT TO THE ATTENTION OF THE ARCHITECT IMMEDIATELY.
THIS DRAWING HAS BEEN PREPARED BASED ON SURVEY DRAWINGS AND INFORMATION PREPARED BY OTHERS. THE CONTRACTOR MUST VERIFY ALL DIMENSIONS BY SITE MEASUREMENT BEFORE ORDERING MATERIALS OR MANUFACTURING COMPONENTS.
SUBSTITUTE MATERIALS & PRODUCTS TO THOSE NAMED WILL BE ACCEPTABLE IF PROVEN TO BE OF EQUAL OR HIGHER PERFORMANCE AND NOT IN CONFLICT WITH OTHER ELEMENTS.

THIS DRAWING HAS BEEN PREPARED FOR THE SOLE PURPOSE OF ACHIEVING PLANNING APPROVAL. THE DRAWINGS DO NOT PURPORT TO BE PRODUCTION DRAWINGS FOR TENDER OR CONSTRUCTION AND SHOULD NOT BE USED FOR ANY BUILDING OR CONTRACTUAL PURPOSES.

NOTES

1. MATERIALS TO MATCH EXISTING IN COLOUR, APPEARANCE AND TEXTURE.
2. MAX. EAVES HEIGHT 3M.
3. MAX. ROOF HEIGHT 4M.
4. MAX. DEPTH OF EXTENSION = 4M.

REV	DATE	DESCRIPTION
A	21/09/22	Revised to show options 3 & 4
B	15/06/23	Preferred layout + roof plan shown.

FOR INFORMATION

JOB TITLE
23 FALMER CLOSE
GORING

DRAWING TITLE
GROUND FLOOR AND ROOF PLANS
AS PROPOSED

JOB No	DWG No		REV
FCG	D.01		B
DRAWN BY	CHECKED BY	SCALE (@A1)	DATE
ML	ML	1:50/1:500	08/22

LIGGINS WAINEWRIGHT ARCHITECTURE

TEL. 07503 352499
E-MAIL. INFO@LW-ARCHITECTURE.CO.UK