

04 S.01 LOCATION PLAN
1:1250 @ A1

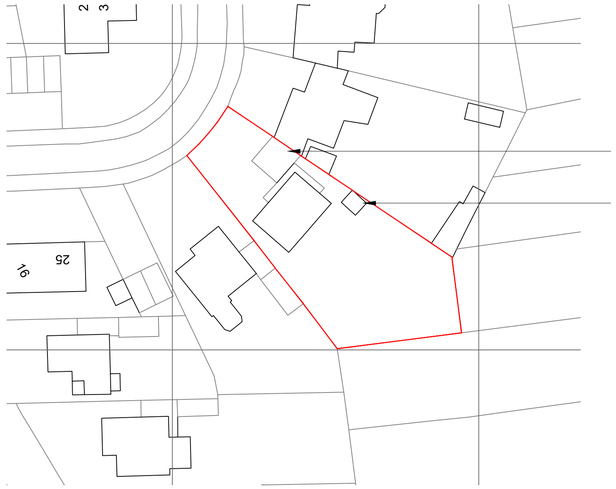

05 S.01 BLOCK PLAN
AS EXISTING 1:500 @ A1

0 5 10 15 20 25 50m
SCALE BAR
1:500 @ A1

0 1 2 3 4 5m
SCALE BAR
1:50 @ A1

DO NOT SCALE FROM THIS DRAWING

DRAWING TO BE READ IN CONJUNCTION WITH ALL OTHER ARCHITECT'S AND ENGINEER'S CONTRACT DRAWING & SPECIFICATIONS.
ANY DISCREPANCIES MUST BE BROUGHT TO THE ATTENTION OF THE ARCHITECT IMMEDIATELY.
THIS DRAWING HAS BEEN PREPARED BASED ON SURVEY DRAWINGS AND INFORMATION PREPARED BY OTHERS. THE CONTRACTOR MUST VERIFY ALL DIMENSIONS BY SITE MEASUREMENT BEFORE ORDERING MATERIALS OR MANUFACTURING COMPONENTS.
SUBSTITUTE MATERIALS & PRODUCTS TO THOSE NAMED WILL BE ACCEPTABLE IF PROVEN TO BE OF EQUAL OR HIGHER PERFORMANCE AND NOT IN CONFLICT WITH OTHER ELEMENTS.

THIS DRAWING HAS BEEN PREPARED FOR THE SOLE PURPOSE OF ACHIEVING PLANNING APPROVAL. THE DRAWINGS DO NOT PURPORT TO BE PRODUCTION DRAWINGS FOR TENDER OR CONSTRUCTION AND SHOULD NOT BE USED FOR ANY BUILDING OR CONTRACTUAL PURPOSES.

NOTES

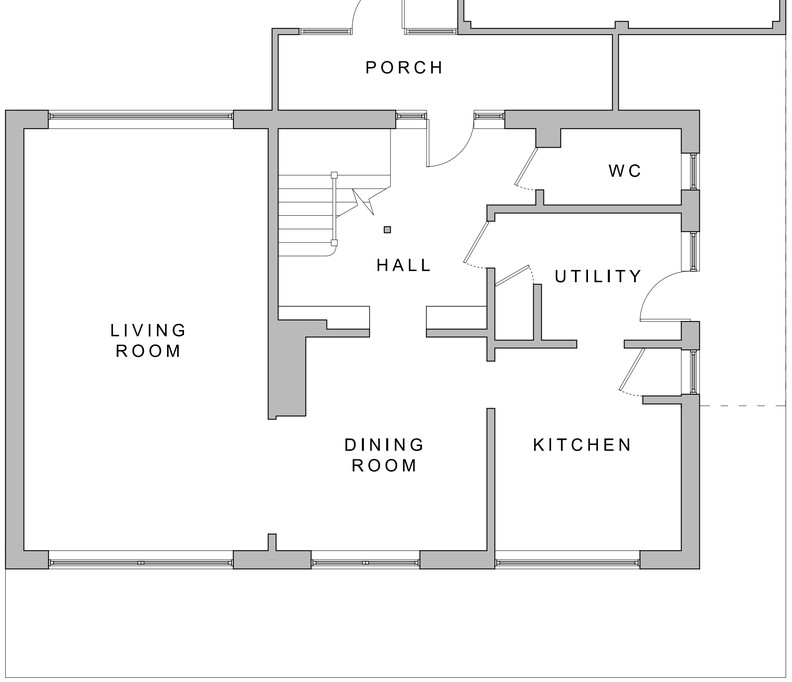

01 S.01 GROUND FLOOR PLAN
AS EXISTING

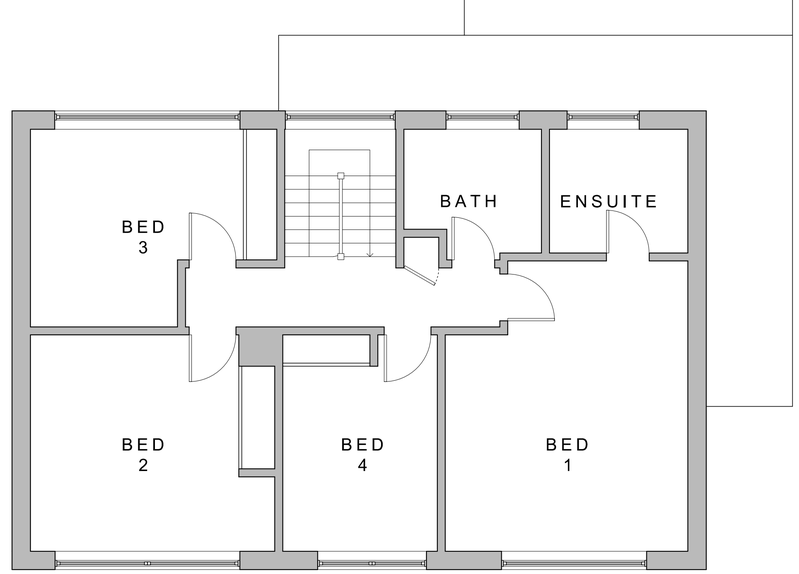

02 S.01 FIRST FLOOR PLAN
AS EXISTING

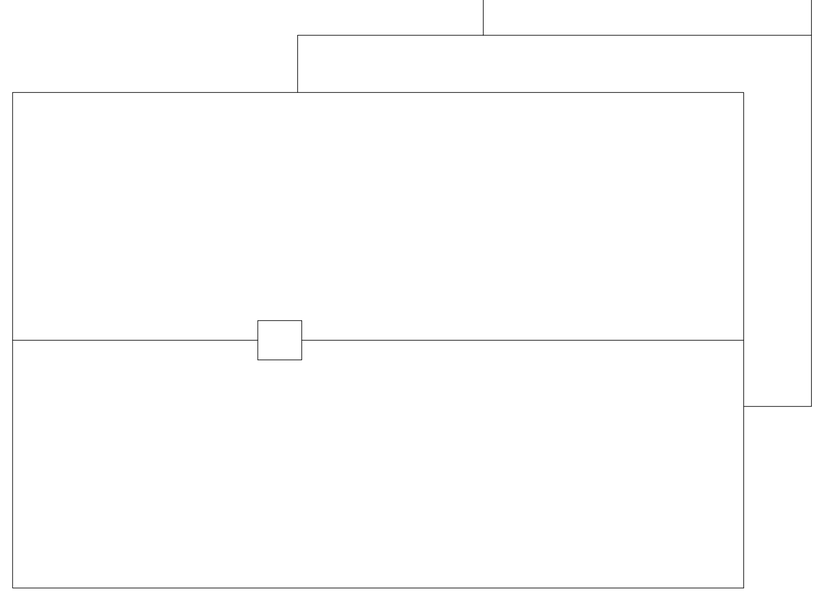

03 S.01 ROOF PLAN
AS EXISTING

REV	DATE	DESCRIPTION
A	15/06/23	Location and block plan added.

FOR INFORMATION

JOB TITLE
23 FALMER CLOSE
GORING

DRAWING TITLE
FLOOR PLANS
AS EXISTING

JOB No.	DWG No.	REV
FCG	S.01	

DRAWN BY	CHECKED BY	SCALE @A1	DATE
ML	ML	VARIES	08/22

LIGGINS WAINEWRIGHT ARCHITECTURE

TEL: 07553 332499
E-MAIL: INFO@LW-ARCHITECTURE.CO.UK