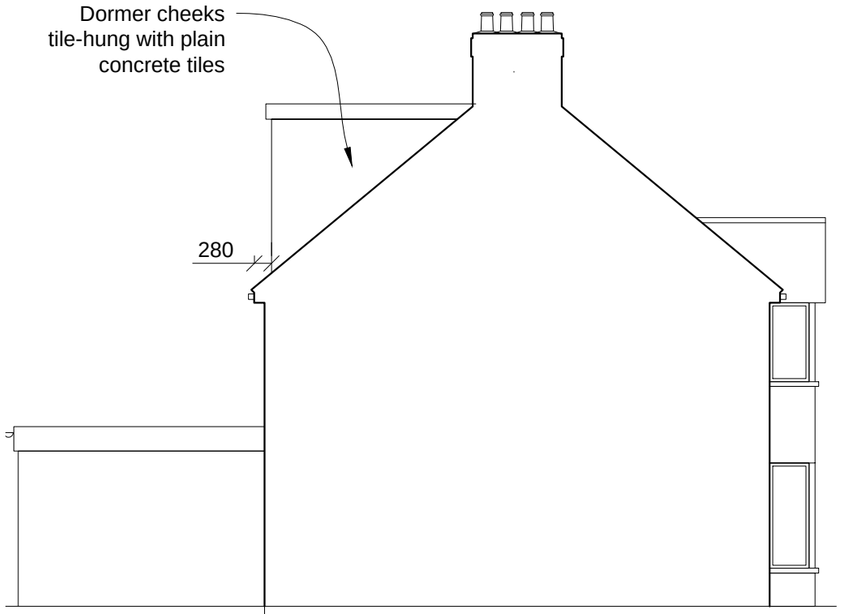

PROPOSED PARTY (WEST) ELEVATION

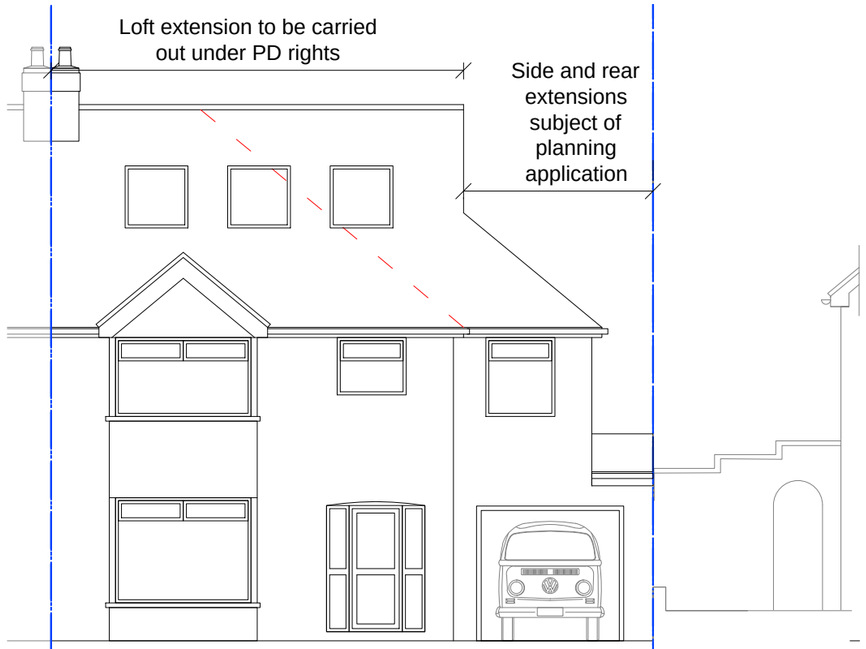

PROPOSED FRONT ELEVATION



PROPOSED REAR ELEVATION

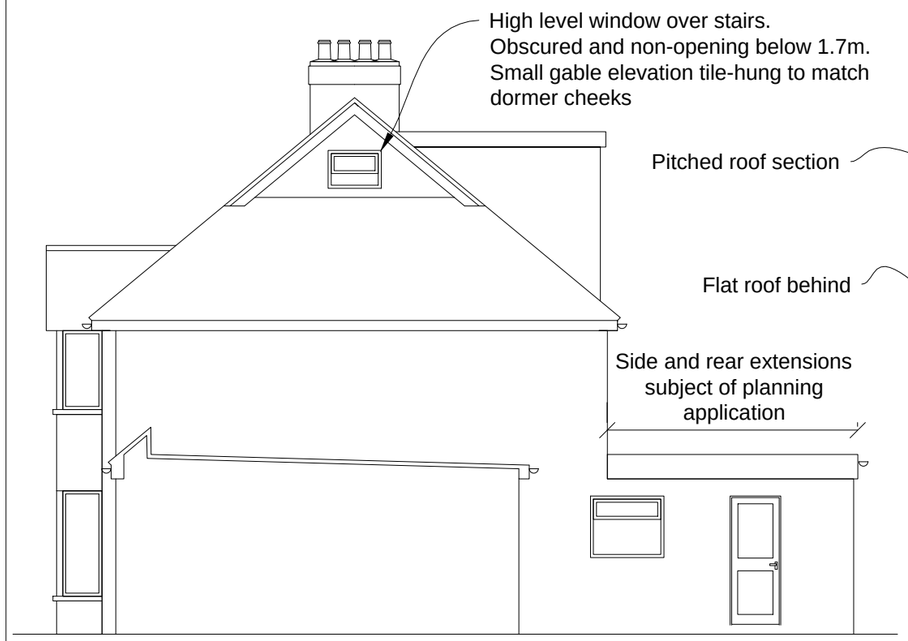

PROPOSED SIDE (EAST) ELEVATION



SCALE BAR 1:100

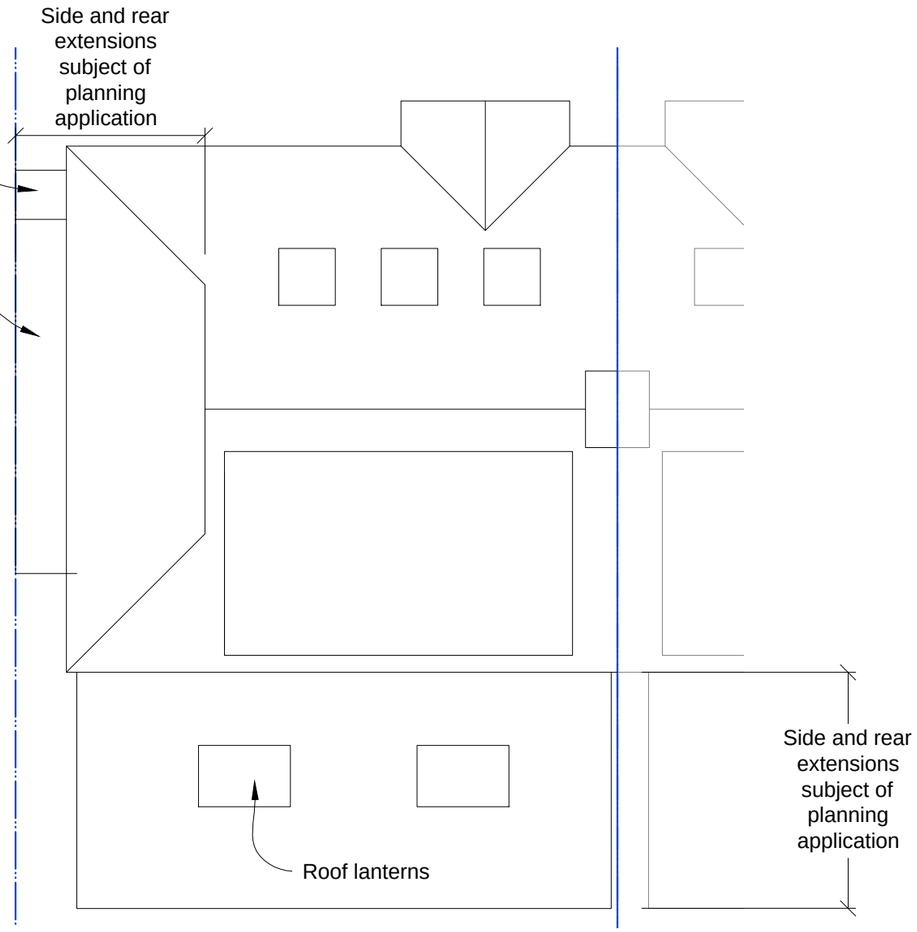

PROPOSED ROOF PLAN

C: Garage extended to rear to accommodate utility
B: Amendments to size and scale of extensions
A: Scale bar added
REVISIONS

Ordnance Survey Licence number 100045702
(c) Crown copyright 2017 . All rights reserved.

Notes

1. These are computerised drawings for the purposes of obtaining planning & building regulations approvals & are based on certain overall measurements. They do not constitute working drawings.
2. Distortion and uneven walls etc. have been ignored with some average measurements.
3. Dimensions shown must not be relied upon and must be checked on site and verified prior to commencement of work.
4. Where applicable this drawing is to be read in conjunction with other consultants' drawings & calculations.
5. Do not scale from these drawings, except for planning purposes
6. Any Work undertaken prior to Planning and Building Regulations Approval is done so entirely at the Client/Contractors own risk
7. The client is reminded of their obligations under the Party Wall etc. Act 1997 where appropriate.

(c) 2017 - A.H.Sutcliff

SUTCLIFF CONSULTANTS Ltd
Chartered Building Engineers,
Surveyors & Architectural Consultants
11 Crossbush Road
Felpham, Bognor Regis
West Sussex, PO22 7LS
Tel: 01243 586004
Fax: 08708 793194
Mob: 07799 393250
Email: mail@sutcliffconsultants.co.uk

PROJECT DETAIL
83 The Crescent
Southwick
BN42 4LB

Extensions

FOR: Callow

DRAWING SCALE: 1:100 @A3

Proposed roof plans and elevations

DATE: July 2018

DRAWN: A. H. Sutcliff

DRAWING: 1836-02 REVISION: C