1. All dimensions are to be checked on site prior to the commencement of the project. Any discrepancy must be reported to the construction administrator / designer
2. Figured dimensions only do not scale
3. This drawing must be read in conjunction with all other drawings / specifications / details for this project
4. Contractor must ensure they have the latest issued drawings / details prior to commencing work
5. All new work to conform to the local authority requirements / Building Regulation Approval.Workmanship and standards to comply to the relevant British Standards and current Codes of Pratice

© copyright rda1 2022

AMENDMENTS:



EXISTING EAST ELEVATION



EXISTING WEST ELEVATION

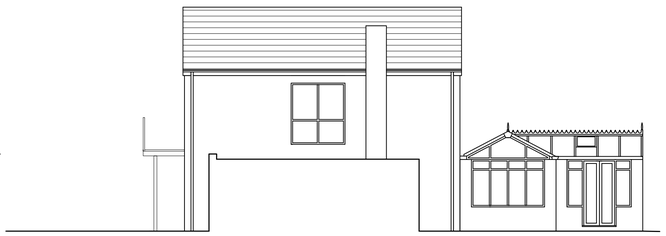

EXISTING NORTH ELEVATION

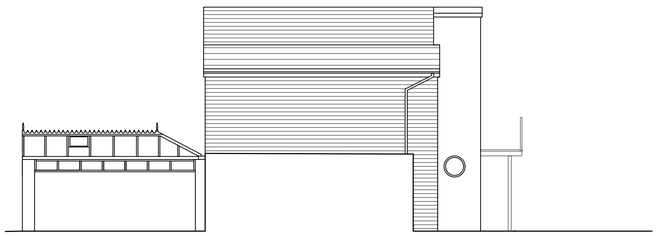

EXISTING SOUTH ELEVATION

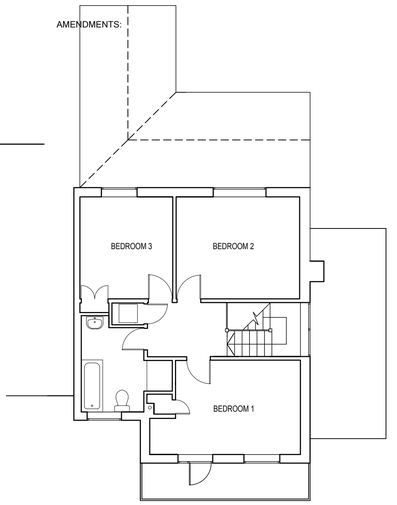

EXISTING FIRST FLOOR ROOF PLAN



EXISTING EAST ELEVATION



PROPOSED WEST ELEVATION

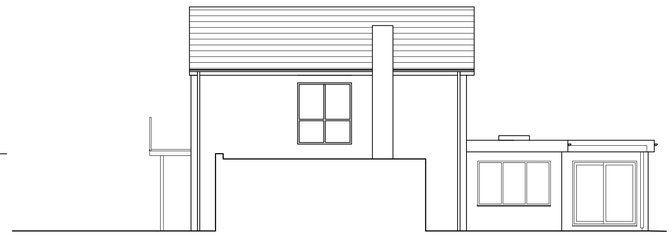

PROPOSED NORTH ELEVATION

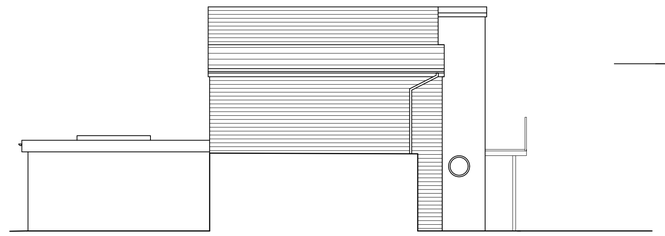

PROPOSED SOUTH ELEVATION

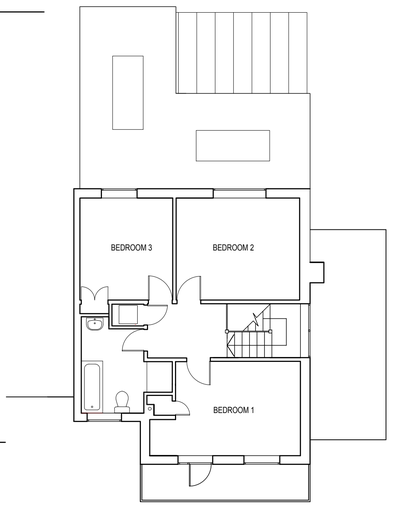

PROPOSED FIRST FLOOR ROOF PLAN

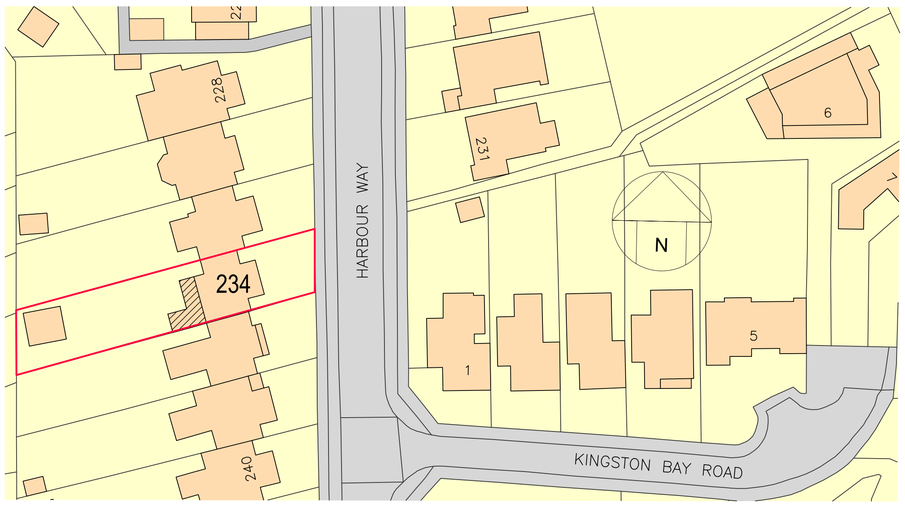

SITE PLAN Scale 1:500

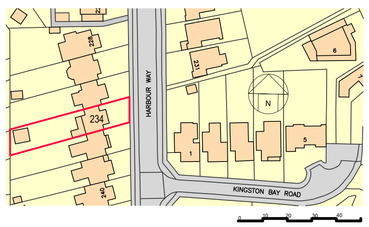

LOCATION PLAN Scale 1:1250

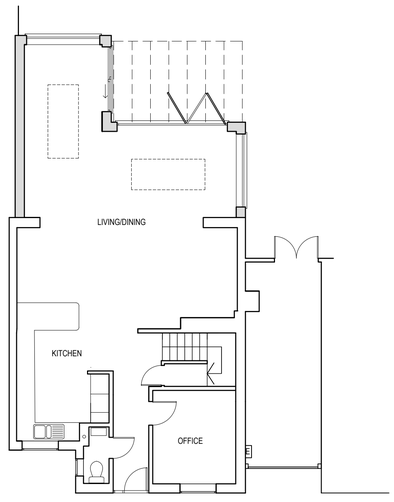

PROPOSED GROUND FLOOR PLAN

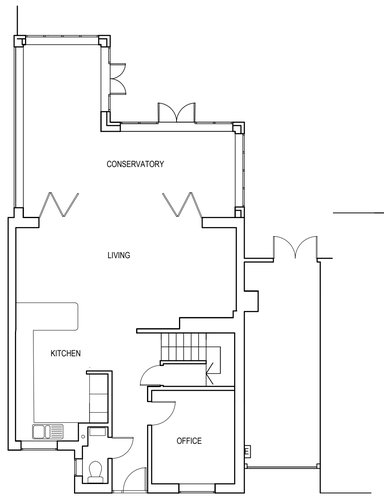

EXISTING GROUND FLOOR PLAN

rda1
info@rda1.co.uk.
tel: 07989 399425
www.rda1.co.uk

Title: Mr C FORSHAW, 234 HARBOUR WAY
BN43 5HZ, SHOREHAM BY SEA

Drawing: PROPOSED AND EXISTING, ELEVATIONS, GROUND FLOOR PLANS, FIRST FLOOR ROOF PLANS, SITE & LOCATION PLAN

Scale: 1:100, 1:500, 1:1250 @A1

Date: MAY 2022

Drawn by: rd

Dwg No: (10)200 P

Amendment: