All work to comply with building regulations and planning consent.
Workmanship and materials to comply with British standards and code of practice.
Scaled dimensions are approximate, take exact dimensions from site.
This drawing was prepared for local authority approval and not as a working drawing.
LOCAL AUTHORITY MAY SCALE THE DRAWING
Any deviation from the drawing to be agreed with the local authority.
Any queries to be agreed prior to construction.
See separate details for Structural engineers calculations.

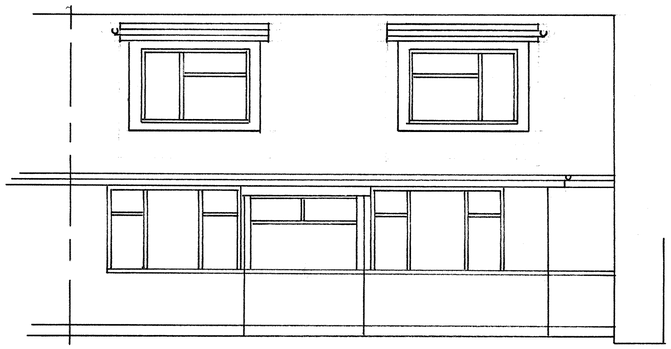

FRONT ELEVATION (NORTH) 1:50 AT A1

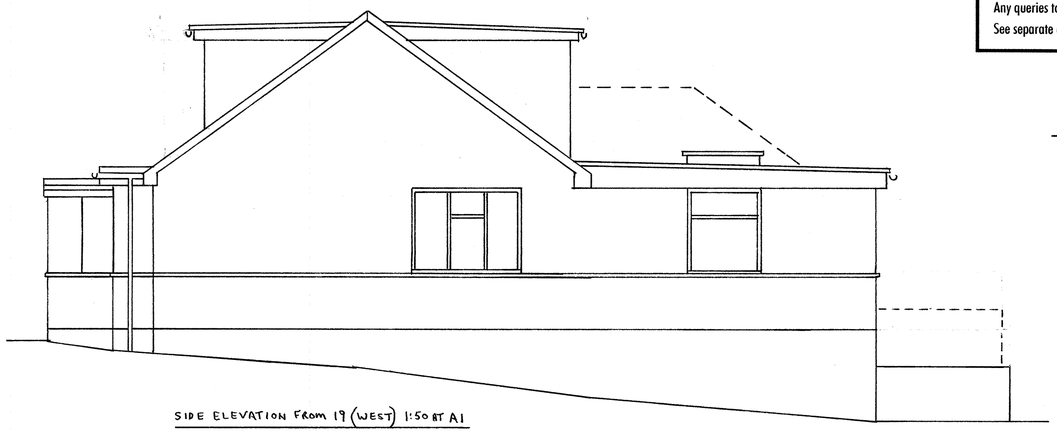

SIDE ELEVATION FROM 19 (WEST) 1:50 AT A1

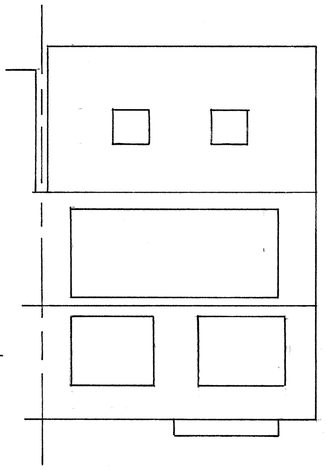

ROOF PLAN 1:100 AT A1

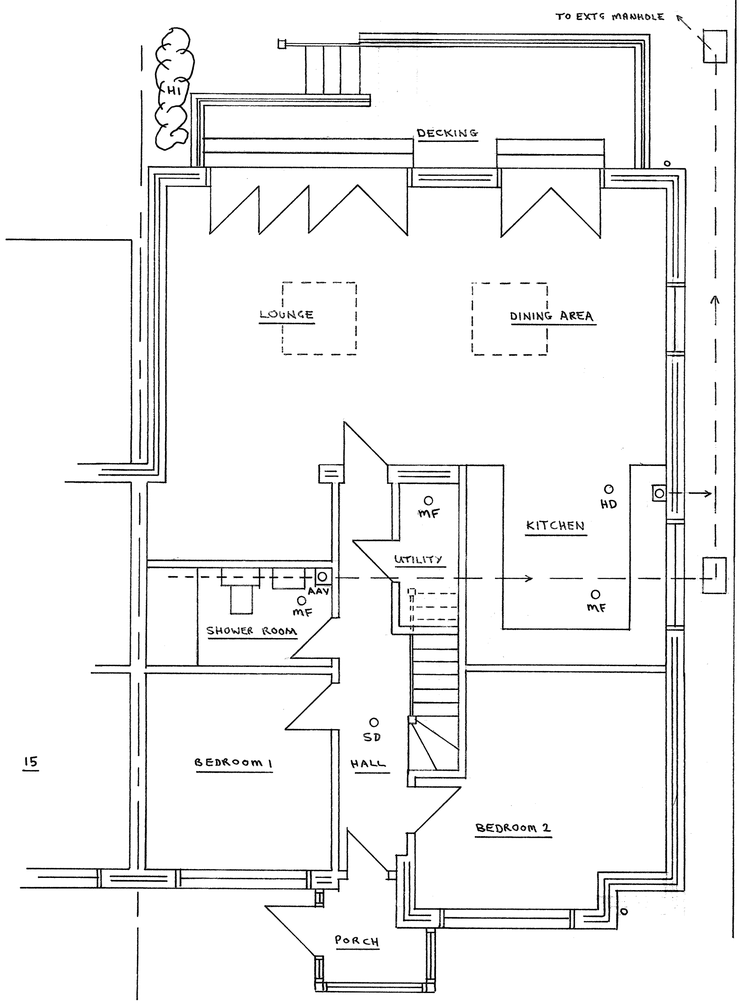

GROUND FLOOR PLAN 1:50 AT A1



REAR ELEVATION (SOUTH) 1:50 AT A1

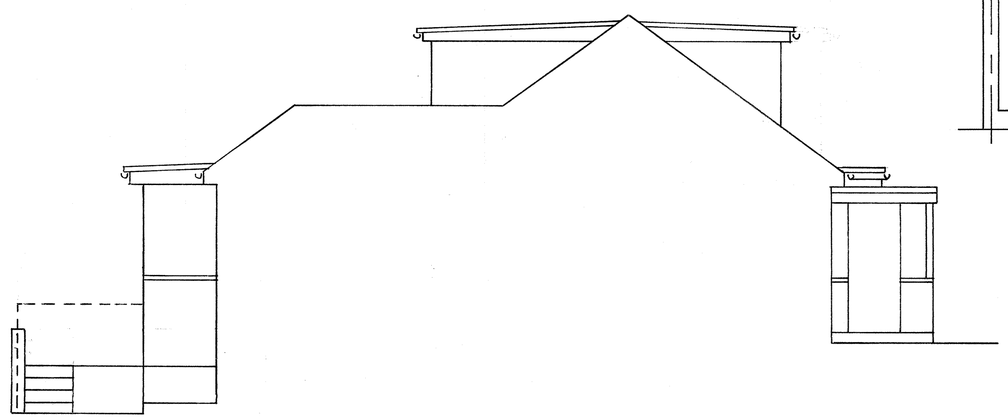

SIDE ELEVATION FROM 15 (EAST) 1:50 AT A1

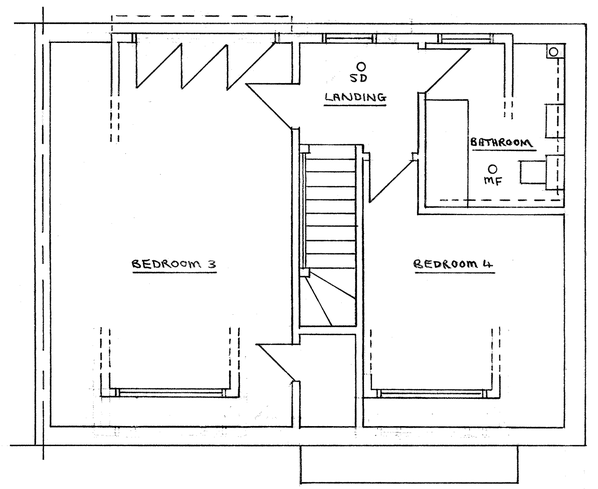

FIRST FLOOR PLAN 1:50 AT A1

0 1 2 1-50 3 4 5
0 1 2 1-100 4 6 8 10

Tony Standing Designs
Drawing for Domestic Extensions

Title	PROPOSED EXTENSION AND LOFT CONVERSION AT				
	17 VALLEY ROAD, LANCING. BN15 0JP.				
Client	MR. N. BILGE.				
Drawn By: Date	TS MAY 2021	Drawing Revision	C1048-2 ~~A~~ B C D	Scale	AS SHOWN
Mr A J G Standing 4 Coombe Road, Steyning BN44 3LF	Phone: 01903 814151 / 07595 277995				

Sheet Size A1