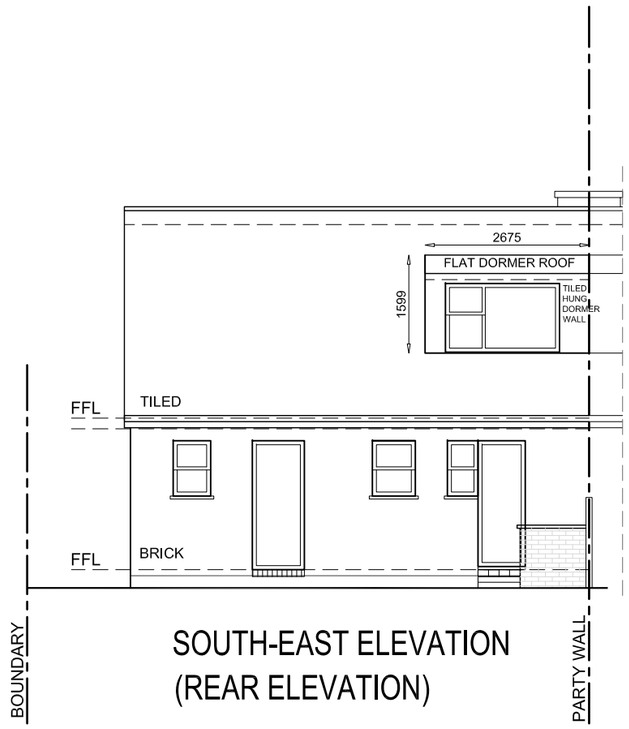

SOUTH-EAST ELEVATION
(REAR ELEVATION)

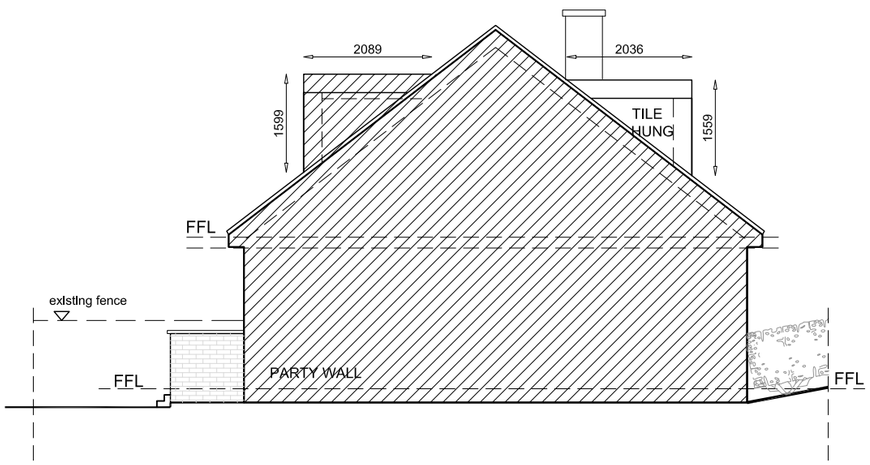

NORTH-EAST ELEVATION
(L/H ELEVATION)

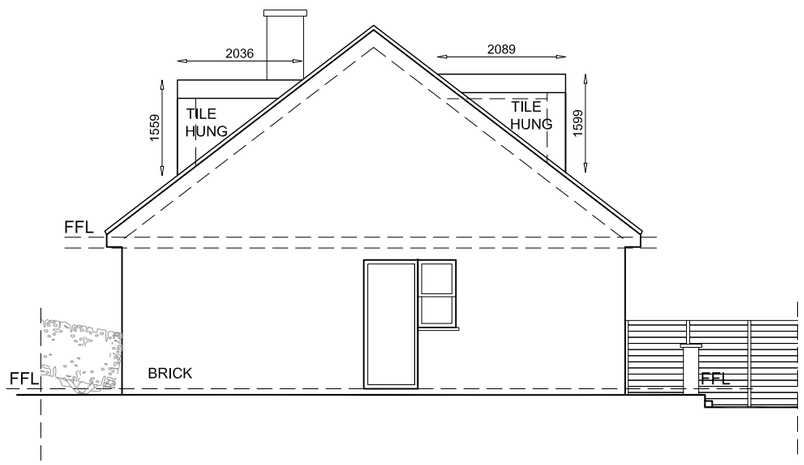

SOUTH-WEST ELEVATION
(R/H ELEVATION)

0 2 4 6 8 10

1:100 SCALE in METRES

STAAC

Studio1, The Hub
3 Drove Road
Newhaven, East Sussex, BN9 0AD

t: 01323 325354
t: 0808 1699964 /free/
e: support@staac.co.uk

This drawing is to be read in conjunction with all relevant Architects and Engineers drawings.
Only figured dimensions are to be used for construction.
All dimensions are to be verified on site prior to work commencing.
The boundary positions shown on this plan are believed to be correct, but STAAC accept no responsibility in the event of inaccuracy.
The actual boundary position is to be agreed by the landowners. A party wall surveyor can help with if any disputes.
Party Wall matters:
It is the responsibility of the building owner to enter into any necessary party wall agreements with adjoining owners as required by the Party Wall etc Act. Advice and guidance can be found by visiting: http://www.partywalls.org.uk/

No.	Description	Date
Client:	Harry Nollet	
Address:	163 Downsway, Southwick,Brighton, BN42 4WF	
Project:	Proposed Single Storey Rear Extension	
Drawing title:	Existing Elevations	
Project No		23081
Date		27-09-23
Drawn by		IA
Drawing No		E03
Scale1:100@A3		