AMENDED PLANS
POST DECISION

WB/10/0617/FULL/NMA1

WORTHING HOSPITAL
LYNDHURST ROAD

PAUL PENNICOTT

Received on 20.01.11

Respond By
16th FEBRUARY 2011

FILE COPY

Contact: Mr Paul Pennicott (01903) 221347 (Direct Line)

Mr H Smith
HLM Architects
3rd Floor Friary Court
13-21 High Street
Guildford
Surrey
GU1 3DG

20th January 2011

Dear Sir/Madam

Town and Country Planning Act 1990 (as amended by the Planning and Compensation Act 1991)
Town and Country Planning (General Development Procedure)(Amendment No.3)(England) Order 2009.
Application No: WB/10/0617/FULL/NMA1
Location: Worthing Hospital Lyndhurst Road Worthing
Proposal: Application for non-material amendment following grant of planning permission WB/10/0617/FULL for a new build healthcare facility on ground floor and a 40 bed ward on first floor. Amendments sought; slight reduction in overall footprint; NW stair tower re-orientated; north elevation (to existing children's centre) slightly amended; landscape setting maintained but amended to allow fire tender access; the east and west elevations are slightly amended to accommodate the change in the dimensions from north-south.

Thank you for your application for Non-Material Amendments to Planning Permission made under Article 4f (3) relating to the above proposal.

Your application will now be processed and notice of the decision on the application will be made within 28 days of receipt of the application or such longer period as may be agreed in writing between yourselves and this Authority. Our formal decision will be sent to you as quickly as possible.

Finally, if you do have any queries in relation to your application, please do not hesitate to contact Mr Paul Pennicott on (01903) 221347.

Yours faithfully

Worthing Hospital
New OPD and Ward Block

Schedule of Drawings submitted for
Application for non-material amendment following a grant of planning permission

Reference Number WB/10/0617/FULL

The following drawings are substitutes for the original drawings submitted:

Original Plan/Drawing Number(s)	**New Plan/Drawing Number(s)**
E(05)001 Rev P1	E(05)001 Rev P3
E(05)002 Rev P1	E(05)002 Rev P3
E(05)003 Rev P1	E(05)003 Rev P3
E(05)004 Rev P1	E(05)004 Rev P3
L(05)001 Rev P6	L(05)001 Rev P14
L(05)101 Rev P5	L(05)101 Rev P14
L(05)201 Rev P1	L(05)201 Rev P5
L(05)301 Rev P1	L(05)301 Rev P5
L(95)001 Rev P1	L(95)001 Rev P4
S(05)001 Rev P1	S(05)001 Rev P3
S(05)002 Rev P1	S(05)002 Rev P3
S(05)003 Rev P1	S(05)003 Rev P3

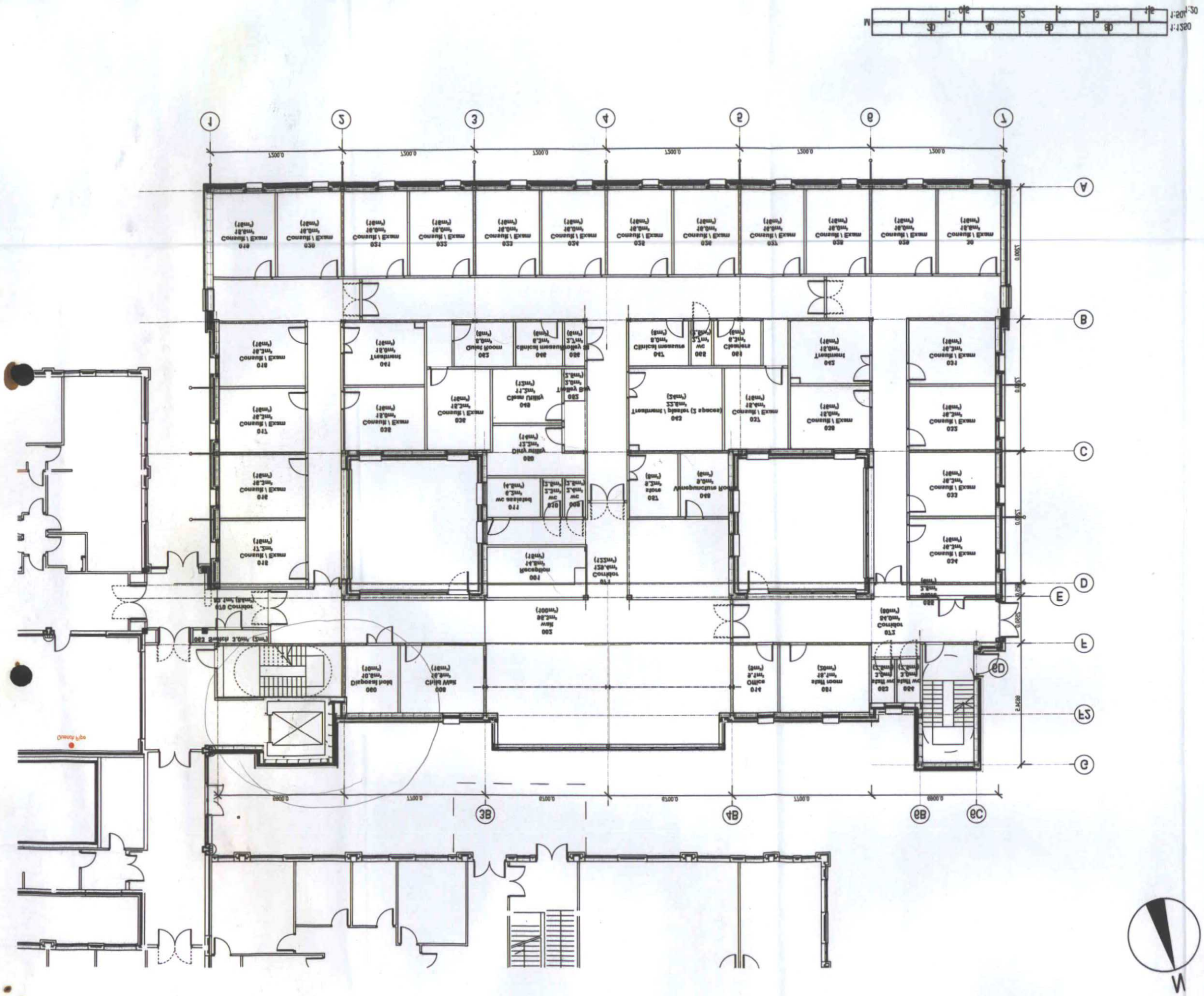

HLM ARCHITECTS

Third Floor Friary Court 13-21 High Street Guildford SURREY GU1 3DG
T 01483 457300 F 01483 457350
LONDON GUILDFORD SHEFFIELD GLASGOW BELFAST CARDIFF PLYMOUTH

Date	Checked
02/02/2010	HLM

Scale @ A3	Drawn
1:200	LMM

Drawing No.	Revision
L(05)001	P14

Title

GROUND FLOOR PLAN OUTPATIENTS

Client

WESTERN SUSSEX NHS TRUST

Project

NEW WARD BLOCK WORTHING HOSPITAL

Revisions

P11	DRAWINGS UPDATED TO REFLECT AREA REDUCTION	22/10/10	LC
P12	Department entrance updated to reflect existing structure	02/11/10	LC
P13	Lift dimensions added to suit Kone spec. Switch rm & dept entrance doors updated. Quench pipe location added.	23/11/10	LC
P14	ISSUED FOR PLANNING AMENDMENT	15/12/10	LC

BOROUGH OF WORTHING
DEPOSITED 20.1.11
TP REF No.
WB/10/0917/MMA

T.P. OFFICE COPY

NOTES
Check all dimensions on site. Do not scale from this drawing
Report any discrepancies and omissions to HLM Architects
This Drawing is Copyright ©

WORTHING HOSPITAL - NEW WARD BLOCK 00 CHURCH ROAD - WORTHING - SUSSEX BN11 2DH - Ground Floor Plan Drawing - Drawing No. 1 - Drawing Date 02/02/2010

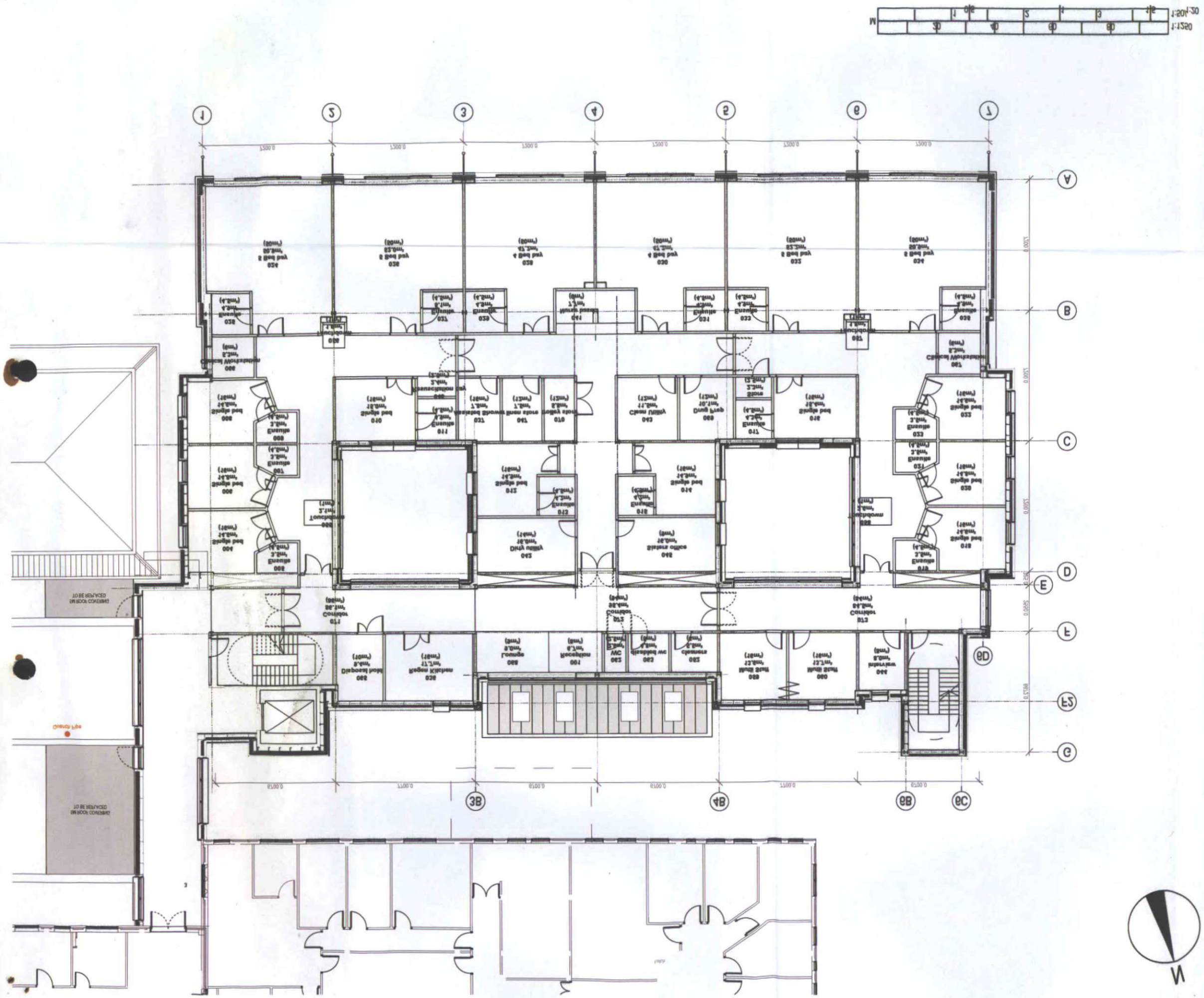

HLM ARCHITECTS

Third Floor, Friary Court, 13-21 High Street, Guildford, SURREY GU1 3DG
T: 01483 487300 F: 01483 487350
LONDON GUILDFORD SHEFFIELD GLASGOW BELFAST CARDIFF PLYMOUTH

Date	02/02/2010
Checked	HLM
Scale @ A3	1:200
Drawn	LMM
Drawing No.	L(05)101
Revision	P14

Title
FIRST FLOOR PLAN
IMPATIENTS

Client
WESTERN SUSSEX
NHS TRUST

Project
NEW WARD BLOCK
WORTHING HOSPITAL

Revisions

P11	PRELIMINARY ISSUE FOR COSTING	03/09/2010	LC
P12	DRAWING UPDATED TO REFLECT AREA REDUCTION		SRA
P13	Lift dimensions added to suit Kone spec. Quench pipe location added.	23/11/10	LC
P14	ISSUED FOR PLANNING AMENDMENT	15/12/10	LC

T.P. OFFICE COPY
BOROUGH OF WORTHING
DEPOSITED 30.1.11
TP REF No
MB 110 10/01/11

NOTES
Check all dimensions on site. Do not scale from this drawing
Report any discrepancies and omissions to HLM Architects
This Drawing is Copyright ©

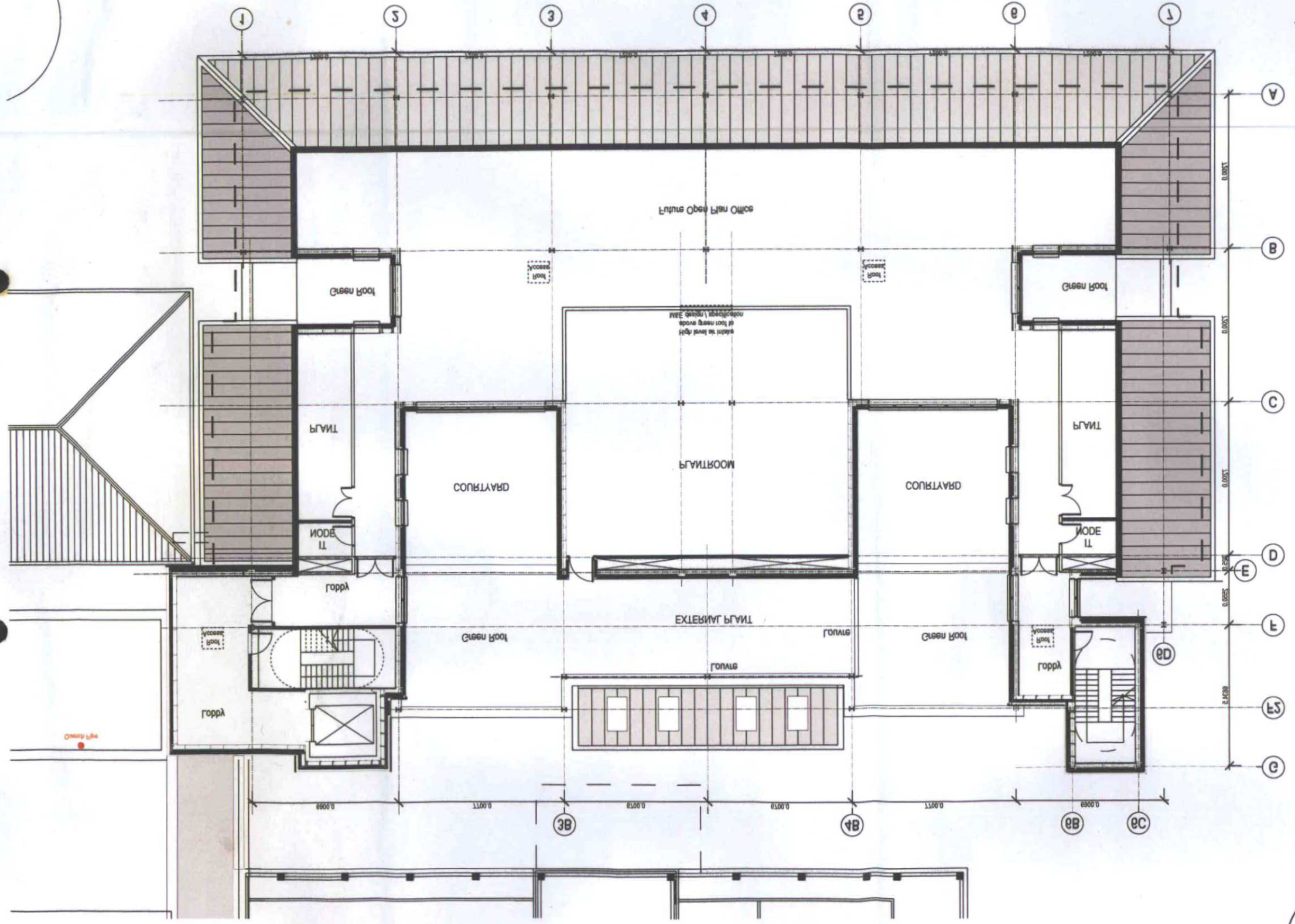

LONDON · GUILDFORD · CHELMSFORD · GLASGOW · BELFAST · CARDIFF · PLYMOUTH

Third Floor, Farley Court, 17-21 High Street, Guildford, SURREY GU1 3DE

T: 01483 481300 F: 01483 481320

HLM ARCHITECTS

Drawn	Checked
LMM	HLM
Scale @ A3	Date
1:200	05/03/2010

Drawing No. P5 L(05)01

Revision

Title

SECOND FLOOR PLAN

Client

NHS TRUST
WESTERN SUSSEX

Project

NEW WARD BLOCK
WORTHING HOSPITAL

Revisions

P1	ISSUED FOR PLANNING	12/03/2010	JC
P2	PRELIMINARY ISSUE FOR COSTING	03/08/09	JC
P3	DRAWING UPDATED TO REFLECT AREA REDUCTION	22/07/09	HL
P4	All dimensions added to suit Kone spec. Canopy type location added.	22/07/09	JC
P5	ISSUED FOR PLANNING AMENDMENT	12/12/09	JC

T.P. OFFICE COPY

BOROUGH OF WORTHING

TP REF No.

MB 10/09/2010

DWG Plan Floor Layout - Second Floor Plan.dwg

Plotted: 08/10/2010 - 12:51:14

J:\2010\10-HLM\10-JC\SURVEY\CAD\DWG\10 - NEW WARD BLOCK.dwg

NOTES

Check all dimensions on site. Do not scale from the drawing

Report any discrepancies and omissions to HLM Architects

This Drawing is copyright ©

DESIGN & DETAIL DESIGN

Unless stated otherwise . The design shown are subject to detailed site survey . Investigations and design by others and the CDM Regulations . The Contractor is responsible for the safety stability and adequacy of all temporary works and method of construction . The Contractor is responsible for checking all dimensions before commencing work or preparing shop drawings . Any discrepancies are to be reported to HLM before proceeding with the work affected . Figured dimensions are to be taken in preference to scaled dimensions . This drawing is to be read in conjunction with all relevant Engineers and Specialists drawings and specifications .

Contractors must not copy or trace this drawing in any way whatsoever without the written permission of HLM Architects

PHOTOCOPIED/SCANNED INFORMATION

All information supplied on photocopied / scanned drawings is for guidance only and must be verified on site before any work is commenced . HLM Architects cannot be held responsible for any inaccuracies in the information shown on photocopied / scanned drawings .

AREA CALCULATIONS

All areas shown are approximate only and are based on measurement of drawings. Areas are given in accordance with the RICS Code of Measurement Practice (6th edition) and are net internal areas unless stated otherwise . Areas are calculated in accordance with the RICS Code of Measurement Practice (6th edition) and are net internal areas unless stated otherwise . Areas are given





NOTES

Check all dimensions on site. Do not scale from this drawing
Report any discrepancies and omissions to HLM Architects
This Drawing is Copyright ©

DESIGN/SKETCH DESIGN

Unless stated otherwise, this drawing and the information shown on it is the property of HLM Architects and is protected by the Copyright, Designs and Patents Act 1988 (as amended). It must not be loaned, copied or used for any purpose other than that for which it was supplied without the written consent of HLM Architects. Figured dimensions only are to be taken from this drawing. All contractors must verify all dimensions on site before any work is put in hand or any shop drawings are prepared. Any discrepancies must be reported immediately.

PHOTOCOPIED/SCANNED INFORMATION

NB This drawing is based on photocopied / scanned information which may not have been accurately reproduced.

AREA CALCULATIONS

NB The areas shown may be approximate only and have been measured for preliminary estimate purposes only. Any reliance is placed on these areas is entirely at the risk of the party relying on them. Any action taken or decision made based upon the Code of Measuring Practice (RICS / IPMS). There will be variations between the areas measured in accordance with

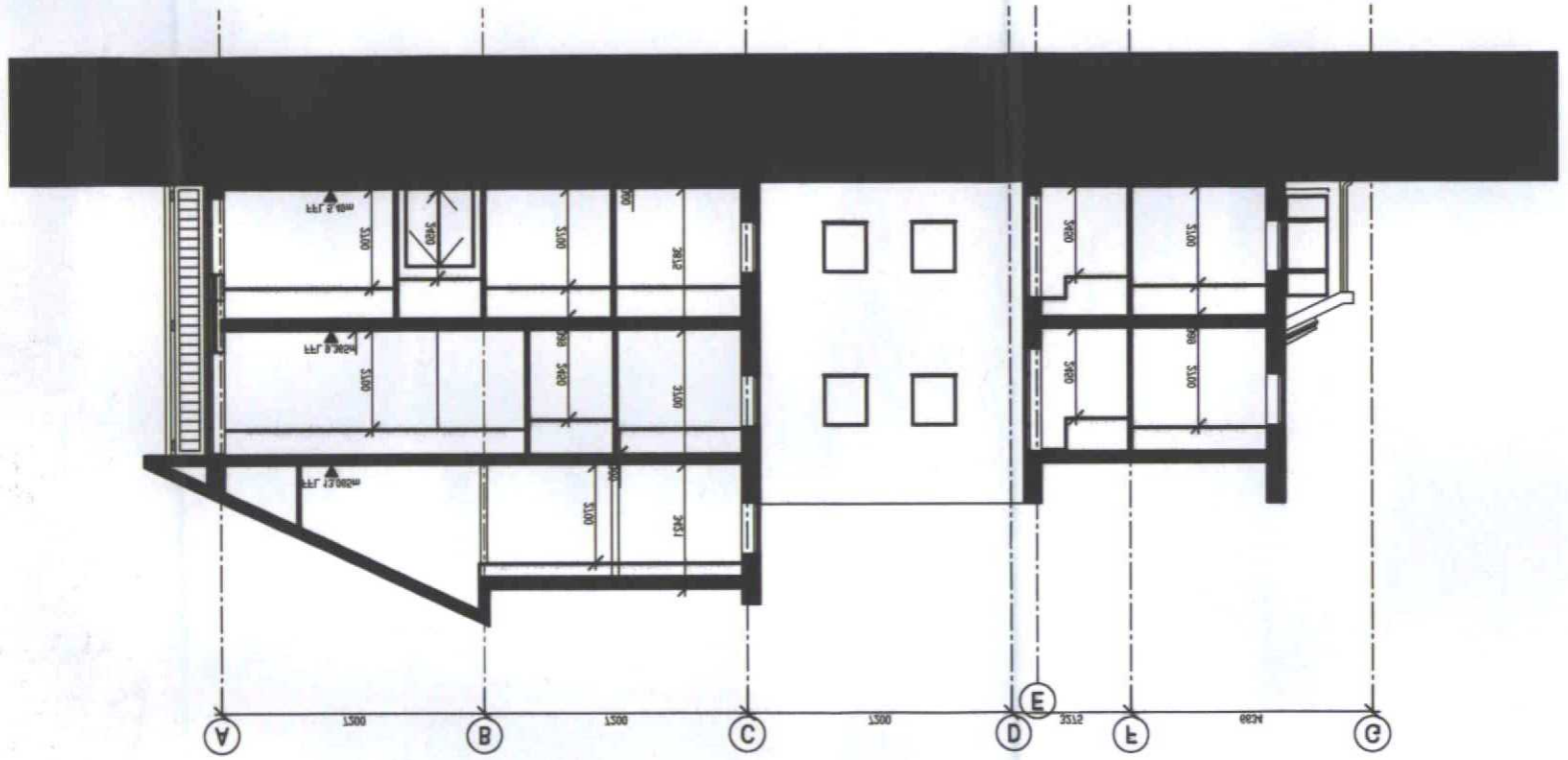

Section A-A Through Corridor Looking West

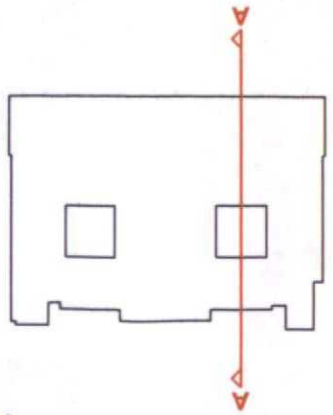

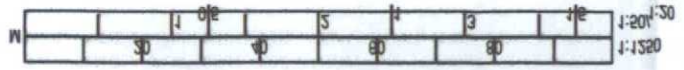

LONDON GUILDFORD SHEFFIELD CARDIFF BELFAST CARDIFF PLYMOUTH

T: 01483 451300 F: 01483 451320

Third Floor, Friary Court, 13-21 High Street, Guildford, SURREY, GU1 3DG

HLM ARCHITECTS

Checked	Date
HLM	05\05\2010

Drawn	Scale @ A3
JC	1:500

Revision	Drawing No.
P3	S(05)001

SECTION A-A

Title

Client

NHS TRUST
WESTERN SUSSEX WORTHING

DEPOSITED 20.1.11
TP REF NO
MB \ 10 Hayfield Mead

NEW MARD BLOCK
WORTHING HOSPITAL

Project

Revisions			
P1	ISSUED FOR PLANNING	12\01\10	JC
P2	AMENDED TO REFLECT AREA REDUCTION	28\04\10	JC
P3	ISSUED FOR PLANNING AMENDMENT	12\05\10	JC

T.P. OFFICE COPY

drawn and be used. HLM Architects can accept no liability for its content or accuracy.
NB This drawing should not be used for construction purposes . It is essential that all information is checked by the relevant Engineer and Architect before any work is put in hand.
USE \ IRAV. These will be replaced by final details during development and construction operations . or in the event of any discrepancies between the drawings and specification . Take account of any factor affecting the proposals.
SITE INFORMATION
NB This drawing is based on topographical \ external information supplied to the Architect . No liability can be accepted for its accuracy.
PHOTOCOPIED\SCANNED INFORMATION
NB This drawing is based on photocopied \ scanned information supplied to the Architect . No liability can be accepted for its accuracy.
AREA CALCULATIONS
NB The areas shown are approximate only and have been measured by computer. Accurate areas are to be taken off the finished building.
DESIGN\SKETCH DESIGN
This Drawing is Copyright ©
Check all dimensions on site. Do not scale from the drawing
Refer all queries and comments to HLM Architects
NOTES

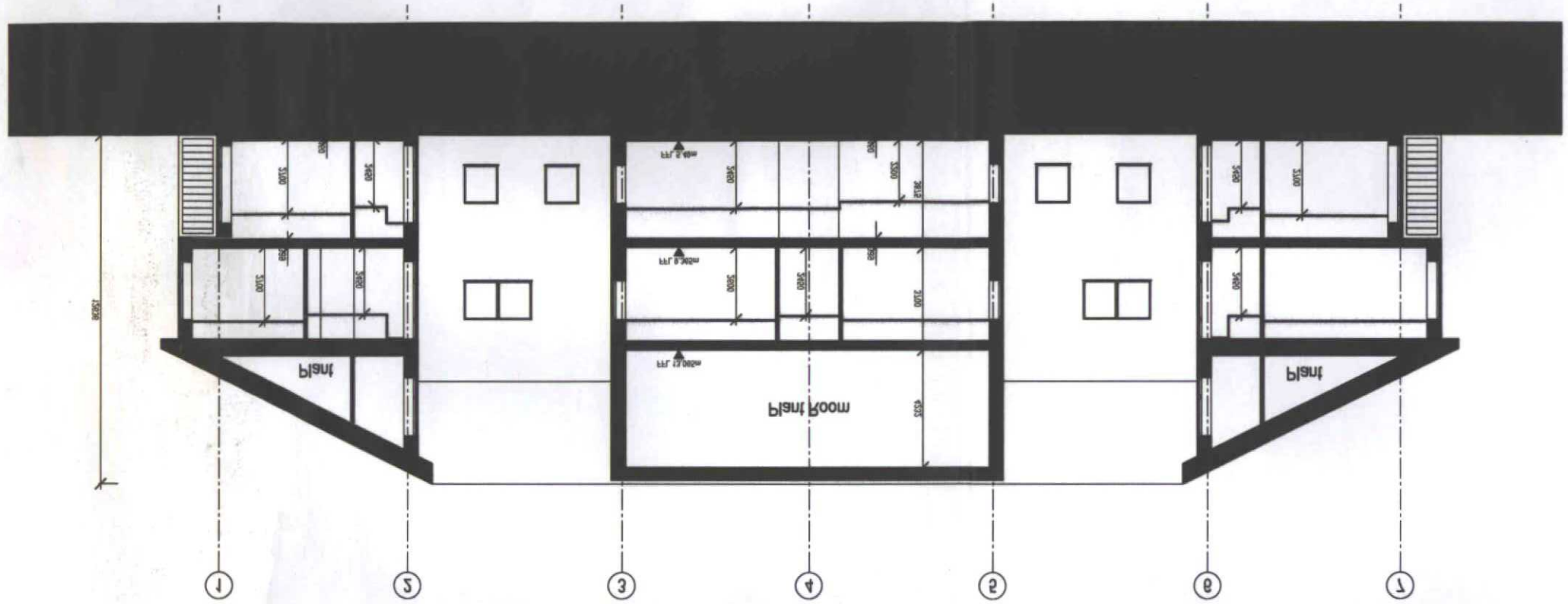

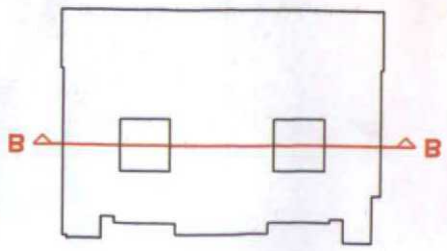

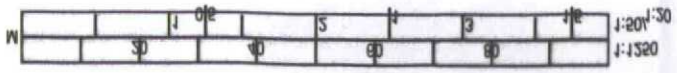

LONDON GUILDFORD SHEFFIELD GLASGOW BELFAST CARDIFF PLYMOUTH

Third Floor Trinity Court 17-21 High Street Guildford SURREY GU1 3DD
T. 01483 561300 F. 01483 561320

HLM ARCHITECTS

Date	Checked
05\05\2010	HLM
Scale @ A3	Drawn
1:200	JC
Drawing No.	Revision
S(05)002	P3

SECTION B-B

Title

WESTERN SUSSEX NHS TRUST

Client

BOROUGH OF WORTHING
DEVELOPED
T.P. REF NO.
30.1.11

NEW WARD BLOCK WORTHING HOSPITAL

Project

Revisions			
P1	ISSUED FOR PLANNING	15\07\10	JC
P2	AMENDED TO REFLECT AREA REDUCTION	28\07\10	JC
P3	ISSUED FOR PLANNING AMENDMENT	12\11\10	JC

T.P. OFFICE COPY

NOTES

Check all dimensions on site. Do not scale from the drawing
Report any discrepancies and omissions to HLM Architects

This Drawing is Copyright ©
DESIGN & DETAIL DESIGN
Unless stated otherwise, all specified items are subject to detailed site survey investigation and may be altered, modified or omitted. Any Contractor, Subcontractor or Supplier deviating from the HLM Specification, Tender Documents and the Contract Drawings, Schedules and Bills of Quantities, shall do so entirely at their own risk and responsibility. Any Contractor, Engineer and the like, using the copyright, patent, design and other rights of HLM Architects, shall indemnify HLM Architects against any claims, proceedings, damages, costs, charges and expenses whatsoever in respect thereof or in relation thereto.
Architects
Contractors and others shall not be allowed to scale this drawing. Figured dimensions are to be taken in preference to scaled measurements. Any discrepancies are to be reported to HLM Architects before proceeding with the work.
PHOTOCOPIED/SCANNED INFORMATION
This drawing is based on photocopied / scanned information supplied to HLM Architects and may be inaccurate.
AREA CALCULATIONS
This drawing and the areas shown are for Planning purposes only and have been measured in accordance with the RICS Code of Measuring Practice (6th edition). Areas may be subject to change during the detailed design development and construction stages. HLM Architects will not be liable for any variations between the areas shown and those subsequently measured on site.
RISK ASSESSMENTS
This drawing has been prepared in accordance with the Construction (Design and Management) Regulations 2007. Any significant residual hazards which cannot be designed out of the scheme have been identified on the drawing or in the Health & Safety File. Risk assessments and method statements must be prepared by the contractor before work commences on site and must take account of these residual hazards.
ADDITIONAL INFORMATION
This drawing is to be read in conjunction with all relevant Architectural, Structural and Services Engineers drawings and specifications.

Proposed East Elevation

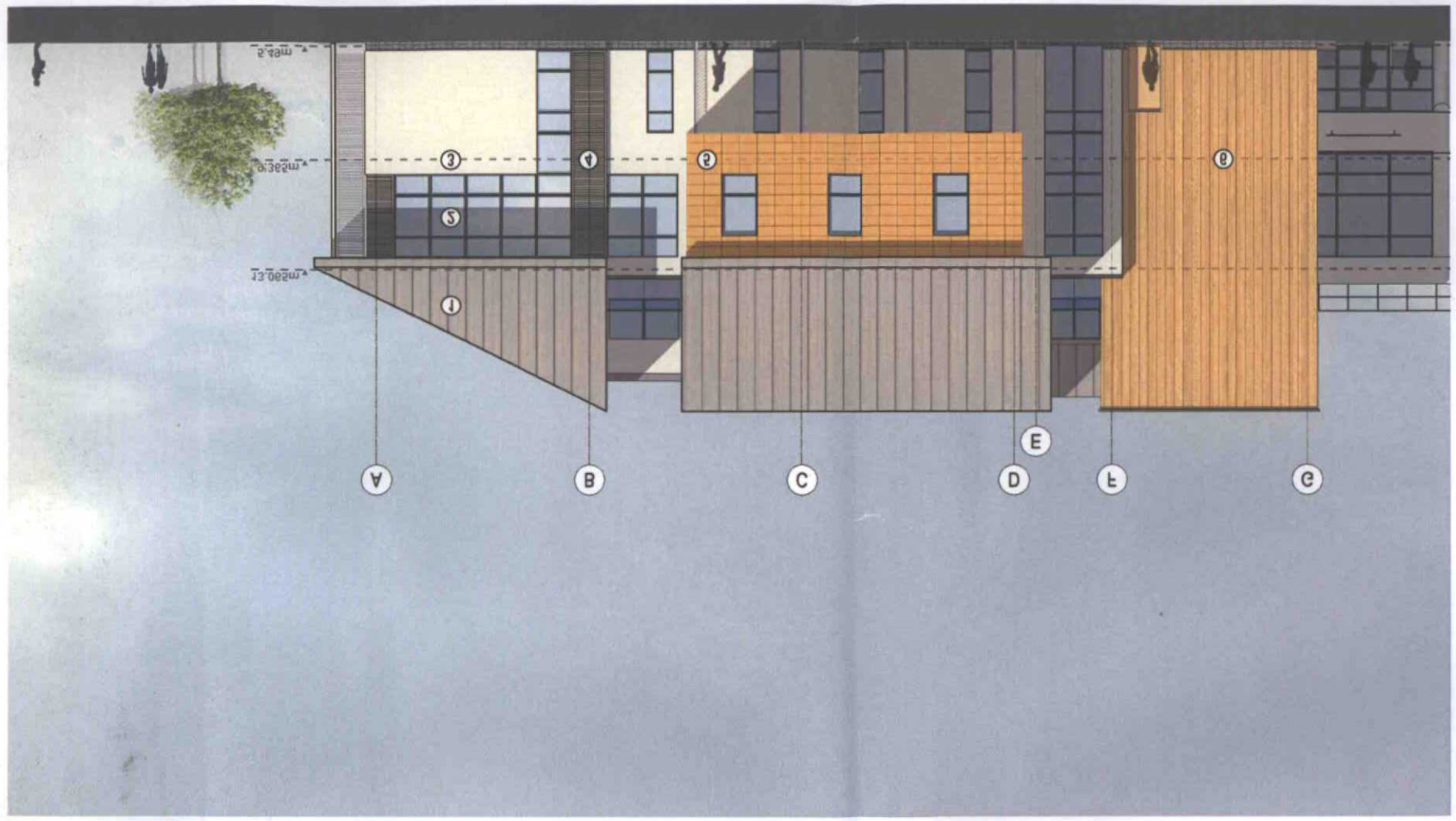

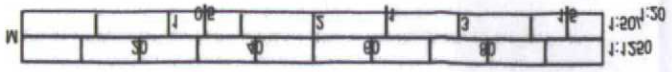

Material Key

1. Standing Seam Roof
2. Composite Window System
   (External - PPC Aluminium, RAL 7012)
   (Internal - Timber Frames)
3. White ,Glo, Render
4. Louvred Panel (RAL 7012)
5. Terracota Cladding - Traditional Red
6. Cedar Clad Rainscreen System
7. Brickwork Basecourse

NOTES

Check all dimensions on site. Do not scale from the drawing
Report any discrepancies and omissions to HLM Architects

This Drawing is Copyright ©

DESIGN&TECH DESIGN

Andrew Bullen Architects . are hereby shown to be subject to detailed site survey . investigation and trial opening. The CDM Regulations . are the commencement by 1 or approval of the above referred Local Authority. Checks. Statutory Undertakers. Fire Officer. Engineers and the like . They are copyright, protected therefore and contractors and no part is to be used or copied in any way without the express prior consent of HLM

Architects.

PHOTOCOPIED/SCANNED INFORMATION

NB The drawing is based on photocopied / scanned information made to definition or scale.

AREA CALCULATIONS

NB The areas shown are approximate only and have been measured by preliminary drawings as the level. RICS / RIAV. These may be affected by future design development and construction references . or are used at the current state of design may be added above from the Code of Measured Practice . the addition. of ensure for example purposes . Take account of these factors before proceeding with projects or property

development purposes or strongly and seek confirmation of these areas before decision making.

3RD PARTY INFORMATION

NB The drawing includes information provided by independent surveyors and ... or consultants . to more in detail be made. HLM Architects can accept no liability for its content or accuracy.

Revisions

P1	ISSUED FOR PLANNING	15/01/2010	JC
P2	AREA REDUCTION DRAWINGS UPDATED TO REFLECT	15/10/10	JC
P3	ISSUED FOR PLANNING AMENDMENT	15/12/10	JC

T.P. OFFICE COPY

NEW WARD BLOCK
WORTHING HOSPITAL

Project

EAST ELEVATION

Title

NHS TRUST
WESTERN SUSSEX

Client

DEPOSITED 30/11
TP REF No.
SOUTH DOWNS NATIONAL PARK
SOUTH OF WORTHING
MB 10/12/2010

LONDON OXFORD SHEFFIELD CARDIFF BRISTOL CARDIFF PLYMOUTH
Unit 1 Foot Point Court 12-51 High Street Oxshott SURREY KT22 0DD
T: 01483 685300 F: 01483 685320
DMW@hlm.co.uk - www.hlm.co.uk

Drawing No.	Revision
E(05)001	P3
Scale @ A3	Drawn
1:100	JC
Date	Checked
05/05/2010	HLM

Material Key

1. Standing Seam Roof
2. Composite Window System (External - PPC Aluminium, RAL 7015) (Internal - Timber Frames)
3. White 'Sto' Render
4. Louvred Panel (RAL 7015)
5. Terracota Cladding - Tuscan Red
6. Cedar Clad Rainscreen System
7. Brickwork Basecourse



Proposed West Elevation

NOTES

Check all dimensions on site. Do not scale from this drawing
Report any discrepancies and omissions to HLM Architects
This Drawing is Copyright ©

DESIGN/SKETCH DESIGN
Unless stated otherwise , the designs shown are subject to detailed site survey , investigations, and legal definition, the CDM Regulations, and the comments and / or approval of the various relevant Local Authority Officers, Statutory Undertakers, Fire Officers, Engineers and the like. They are copyright, project specific and confidential and no part is to be used or copied in any way without the express prior consent of HLM Architects.

PHOTOCOPIED/SCANNED INFORMATION
NB This drawing is based on photocopied / scanned information liable to distortion in scale.

AREA CALCULATIONS
NB The areas shown are approximate only and have been measured off preliminary drawings as the likely areas at the current state of design using the stated option from the Code of Measuring Practice , 4th edition, RICS / ISVA. These may be affected by future design development and construction tolerances , or the result of surveys for existing buildings . Take account of these factors before planning any financial or property development purpose or strategy and seek confirmation of latest areas before decision making.

3RD-PARTY INFORMATION
NB This drawing includes information provided by independent surveyors and / or consultants, to whom all queries shall be made. HLM Architects can accept no liability for its content or accuracy.

T.P. OFFICE COPY

P3	ISSUED FOR PLANNING AMENDMENT	15/12/10	JC
P2	DRAWINGS UPDATED TO REFLECT AREA REDUCTION	15/10/10	JC
P1	ISSUED FOR PLANNING	15/07/10	JC

Revisions

NEW WARD BLOCK
WORTHING HOSPITAL

Project

WESTERN SUSSEX
NHS TRUST

Client

DEPOSITED 20.1.11
TP REF No. WB/10/0617/FUL/NMA1
BOROUGH OF WORTHING

WEST ELEVATION

Title

E(05)002 Drawing No.
P3 Revision

1:200 Scale @ A3
JC Drawn

02/02/2010 Date
HLM Checked

HLM ARCHITECTS

Third Floor Friary Court 13-21 High Street Guildford SURREY GU1 3DG
t: 01483 467300 f: 01483 467350

LONDON GUILDFORD SHEFFIELD GLASGOW BELFAST CARDIFF PLYMOUTH

F:\1001B - WORTHING & SOUTHLANDS HOSPITALS\(02) WORTHING - NEW WARD BLOCK\00 CAD\ISSUE\(0-1)\E(05)002 - West Elevation.DWG
Wed Dec 15 15:34:27 2010

1:1250
1:50/1:20

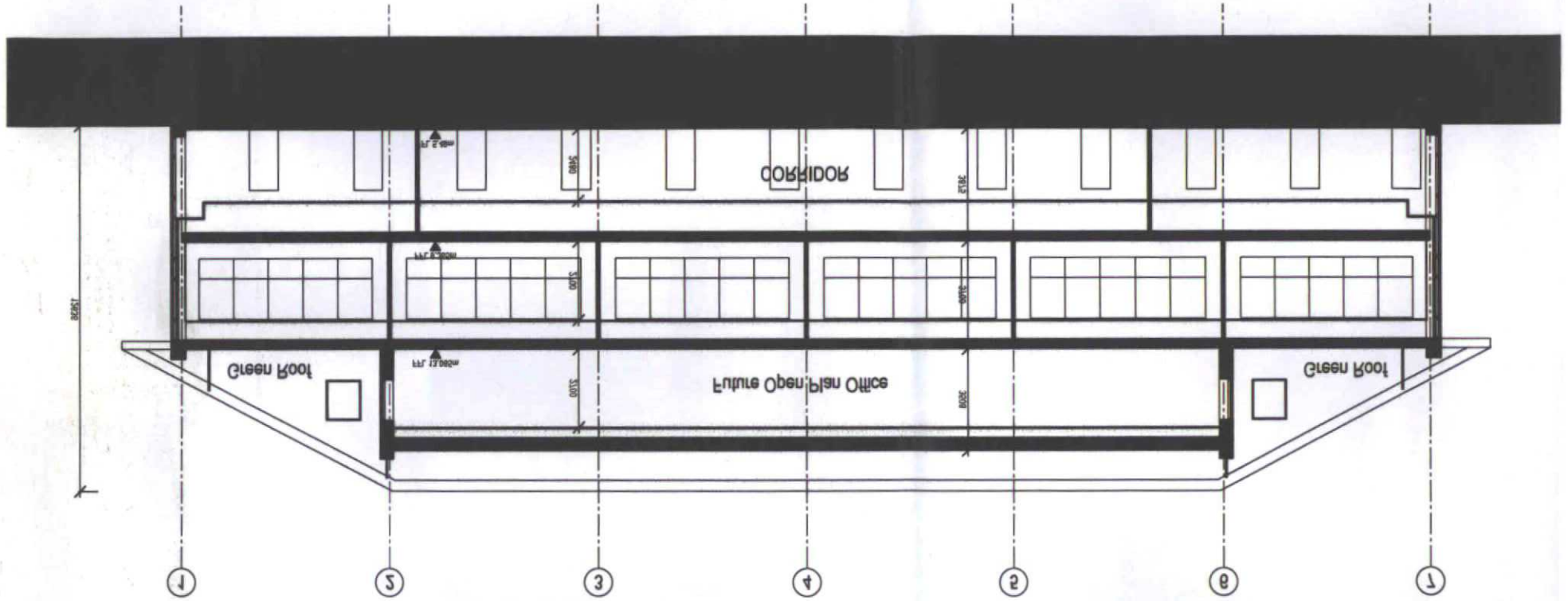

Section C-C Through Ground Corridor

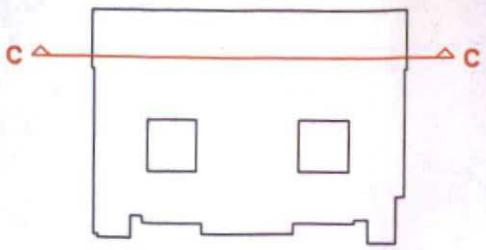



Client	WESTERN SUSSEX NHS TRUST
Title	SECTION C-C
Drawing No.	P3 S(02)003
Revision	
Scale @ A3	1:200
Drawn	JC
Checked	HLM
Date	05/05/2010

HLM ARCHITECTS

Third Floor, Farrow Court, 14-54 High Street, Guildford, SURREY GU1 3DG
T: 01483 457300 F: 01483 457320

LONDON GUILDFORD SHEFFIELD CARDIFF BELFAST CHARNEY WYMOUTH

CAD File: S:\02 PROJECTS\0010 CHICHESTER\CHICHESTER - 0010\02 DRAWINGS\02 ARCHITECTURAL\02 PLANNING\S(02)003 P3.dwg, 05/05/2010 15:03:36

NEW WARD BLOCK
WORTHING HOSPITAL

Project

Revisions			
P1	ISSUED FOR PLANNING	12/07/10	JC
P2	AMENDED TO REFLECT AREA REDUCTION	28/07/10	JC
P3	ISSUED FOR PLANNING AMENDMENT	12/08/10	JC

T.P. OFFICE COPY

NOTES

Check all dimensions on site. Do not scale from this drawing
Agency with contractors and consultants of HLM Architects

This Drawing is Copyright ©

DESIGN RISK DESIGN

Unless stated otherwise, the design items are subject to detailed site survey investigations and local authority approval. Where applicable, the CDM Regulations and its commentary and its approval of the relevant Local Authority Officer, Statutory Undertakers, Fire Officer, Engineers and the like, they are copyright, protect accordingly and not to be used or copied in any way without the express prior consent of HLM.

Variance

confidential and not to be used or copied in any way without the express prior consent of HLM.

PHOTOGRAPHED/SCANNED INFORMATION

NB The drawing is based on photographic/scanned information made to duplicate as accurately

AREA CALCULATIONS

NB The areas shown are approximate only and have been measured by electronic means as per RICS / IPMS. There may be affected by future design development and construction tolerances, they are used to ensure the internal ratio to design rules are stated option from the Code of Measuring Practice, 6th edition. or anyone for existing buildings. Take account of areas indicate before planning any furniture or property development purpose or strategy and seek confirmation of latest areas before decision making.

SURVEY INFORMATION

NB The drawing includes information obtained by independent surveys and / or drawings, do not be drawn and be used. HLM Architects can accept no liability for its content or accuracy.



Proposed South Elevation

Material Key

1. Standing Seam Roof
2. Composite Window System (External - PPC Aluminium, RAL 7015) (Internal - Timber Frames)
3. White 'Sto' Render
4. Louvred Panel (RAL 7015)
5. Terracota Cladding - Tuscan Red
6. Cedar Clad Rainscreen System
7. Brickwork Basecourse
8. Photovoltaics

M 1:1250 / 1:500 (scale bar)

NOTES

Check all dimensions on site. Do not scale from this drawing
Report any discrepancies and omissions to HLM Architects
This Drawing is Copyright ©

DESIGN/SKETCH DESIGN
Unless stated otherwise, the designs shown are subject to detailed site survey, investigations, and legal definition, the CDM Regulations, and the comments and / or approval of the various relevant Local Authority Officers, Statutory Undertakers, Fire Officers, Engineers and the like. They are copyright, project specific and confidential and no part is to be used or copied in any way without the express prior consent of HLM Architects.

PHOTOCOPIED/SCANNED INFORMATION
NB This drawing is based on photocopied / scanned information liable to distortion in scale.

AREA CALCULATIONS
NB The areas shown are approximate only and have been measured off preliminary drawings as the likely areas at the current state of design using the stated option from the Code of Measuring Practice, 6th edition, RICS / ISVA. These may be affected by future design development and construction tolerances, or the result of surveys for existing buildings. Take account of these factors before planning any financial or property development purpose or strategy and seek confirmation of latest areas before decision making.

3RD-PARTY INFORMATION
NB This drawing includes information provided by independent surveyors and / or consultants, to whom all queries shall be made. HLM Architects can accept no liability for its content or accuracy.

T.P. OFFICE COPY

Revisions			
P3	ISSUED FOR PLANNING AMENDMENT	15/12/10	JC
P2	DRAWINGS UPDATED TO REFLECT AREA REDUCTION	15/10/10	JC
P1	ISSUED FOR PLANNING	15/07/10	JC

Project
WORTHING HOSPITAL
NEW WARD BLOCK

Client
WESTERN SUSSEX
NHS TRUST

DEPOSITED 20.1.11
TP REF No.
WB/10/0617/FUL/NMA2/1
BOROUGH OF WORTHING

Title
SOUTH ELEVATION

Drawing No. **E(05)003** Revision **P3**

Scale @ A3 **1:200** Drawn **JC**

Date **02/02/2010** Checked **HLM**

HLM ARCHITECTS

Third Floor Friary Court 13-21 High Street Guildford SURREY GU1 3DG
t: 01483 467300 f: 01483 467350

LONDON GUILDFORD SHEFFIELD GLASGOW BELFAST CARDIFF PLYMOUTH

Wed Dec 15 15:24:38 2010
F:\10018 - WORTHING & SOUTHLANDS HOSPITALS\(02) WORTHING - NEW WARD BLOCK\00 CAD\ISSUE\(0-)\E(05)003 - South Elevation.WND

NOTES

Check all dimensions on site. Do not scale from this drawing
Report any discrepancies and omissions to HLM Architects
This Drawing is Copyright ©

DESIGN/SKETCH DESIGN
Unless stated otherwise , the designs shown are subject to detailed site survey , investigations, and legal definition, the CDM Regulations, and the comments and / or approval of the various relevant Local Authority Officers, Statutory Undertakers, Fire Officers, Engineers and the like. They are copyright, project specific and confidential and no part is to be used or copied in any way without the express prior consent of HLM Architects.

PHOTOCOPIED/SCANNED INFORMATION
NB This drawing is based on photocopied / scanned information liable to distortion in scale.

AREA CALCULATIONS
NB The areas shown are approximate only and have been measured off preliminary drawings as the likely areas at the current state of design using the stated option from the Code of Measuring Practice , 4th edition. RICS / ISVA. These may be affected by future design development and construction tolerances , or the result of surveys for existing buildings . Take account of these factors before planning any financial or property development purpose or strategy and seek confirmation of latest areas before decision making.

3RD-PARTY INFORMATION
NB This drawing includes information provided by independent surveyors and / or consultants, to whom all queries shall be made. HLM Architects can accept no liability for its content or accuracy.

T.P. OFFICE COPY

Material Key

1. Standing Seam Roof
2. Composite Window System (External - PPC Aluminium, RAL 7015) (Internal - Timber Frames)
3. White 'Sto' Render
4. Louvred Panel (RAL 7015)
5. Terracota Cladding - Tuscan Red
6. Cedar Clad Rainscreen System
7. Brickwork Basecourse
8. Coloured Render



Proposed South Elevation

Revisions			
P1	ISSUED FOR PLANNING	15/07/10	JC
P2	DRAWINGS UPDATED TO REFLECT AREA REDUCTION	15/10/10	JC
P3	ISSUED FOR PLANNING AMENDMENT	15/12/10	JC

Project
WORTHING HOSPITAL NEW WARD BLOCK

Client
WESTERN SUSSEX NHS TRUST

BOROUGH OF WORTHING
DEPOSITED 20.1.11
TP REF No. WB/10/0617/FULL

Title
NORTH ELEVATION

Drawing No. **E(05)004** Revision **P3**

Scale @ A3 1:200 | Drawn JC

Date 02/02/2010 | Checked HLM

HLM ARCHITECTS

Third Floor Friary Court 13-21 High Street Guildford SURREY GU1 3DG
t: 01483 467300 f: 01483 467350

LONDON GUILDFORD SHEFFIELD GLASGOW BELFAST CARDIFF PLYMOUTH

1:1250 1:500

Wed Dec 15 15:24:55 2010
F:\10018 - WORTHING & SOUTHLANDS HOSPITALS\(02) WORTHING - NEW WARD BLOCK\(00) CAD\ISSUE\(0-)\E(05)004 - North Elevation.WND