ORIGINAL DRAWING SIZE A1

NOTES.

1. GENERAL

(i) This drawing is not to be scaled, work to figured dimensions only, confirmed on site.

(ii) This drawing is to be read in conjunction with all relevant architectural drawings, detailed specifications where applicable and all associated drawings in this series.

(iii) Any discrepancy on this drawing is to be reported immediately to the partnership for clarification.

(iv) The contractor is responsible for all temporary works and for the stability of the works in progress.

ADUR & WORTHING
PLANNING SERVICES

PLAN	AWDM/ 1122/13
DATE VALID	18 SEP 2013

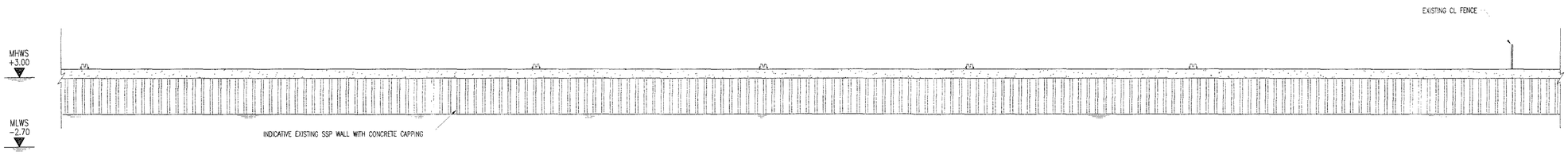

EXISTING SECTION A–A
(1:200)

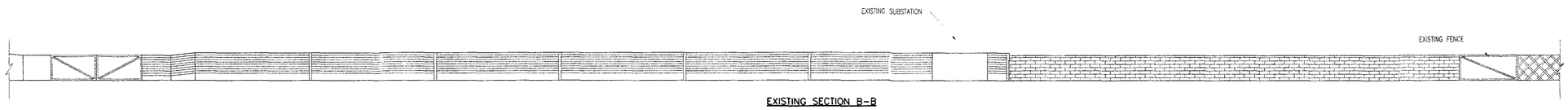

EXISTING SECTION B–B
(1:200)



EXISTING SECTION C–C
(1:200)

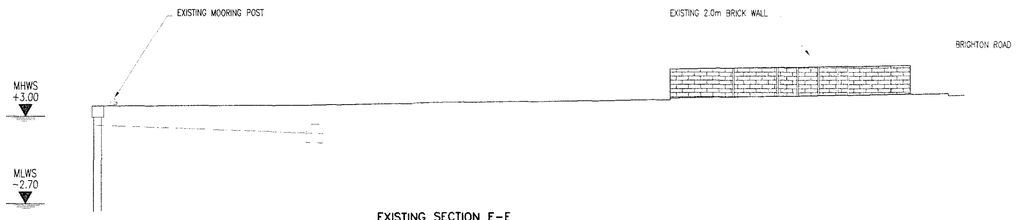

EXISTING SECTION E–E
(EXISTING FENCE OMITTED FOR CLARITY)
(1:200)

0 2m 4m 6m 8m 10m

APPROVED PLAN

HEMSLEY ORRELL PARTNERSHIP
CONSULTING CIVIL & STRUCTURAL ENGINEERS

ISSUED FOR INFORMATION

Revision	Date	By	Rev. No.

Client
DAY GROUP

Project
KINGSTON WHARF PROPOSED BAGGING FACILITY

Title
EXISTING ELEVATIONS

HEMSLEY ORRELL PARTNERSHIP
CONSULTING CIVIL & STRUCTURAL ENGINEERS
HOP House, 41 Church Road, Hove BN3 2BE
Tel : +44 (0)1273 223900 Fax : +44 (0)1273 328767
E-Mail : engineers@hop.uk.com
www.hop.uk.com

Scales	Date	Drawn	Engineer	Checked	Approved	HOP Contact
1:200	01.06.2010	OP	OP	MN	JO	OP

Project No.	Task No.	Dwg. No.	Rev. No.
12276	04	05	–

© H:\PROJECTS\12276 Kingston Wharf Bin Kit Shoreham Harbour\Drawings\05 02 03 04 05 Day Group rev A Owen Protheroe
© Copyright