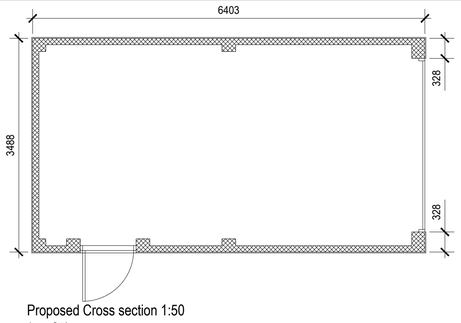

Proposed Cross section 1:50
(no. 27)

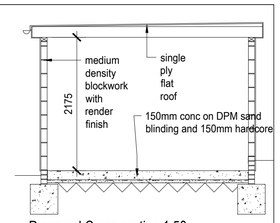

Proposed Cross section 1:50
(no. 27)

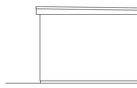

Proposed Garage West
Elevation 1:100 (no. 27)

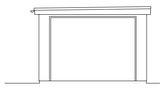

Proposed Garage East
Elevation 1:100 (no. 27)



Proposed Garage South Elevation 1:100
(no. 27)



Proposed Garage South Elevation 1:100
(no. 27)



Proposed South Elevation 1:100



Proposed Ground Floor Plans 1:100

Proposed First Floor Plans 1:100

Proposed Roof Plans 1:100

Screening plan 1:20

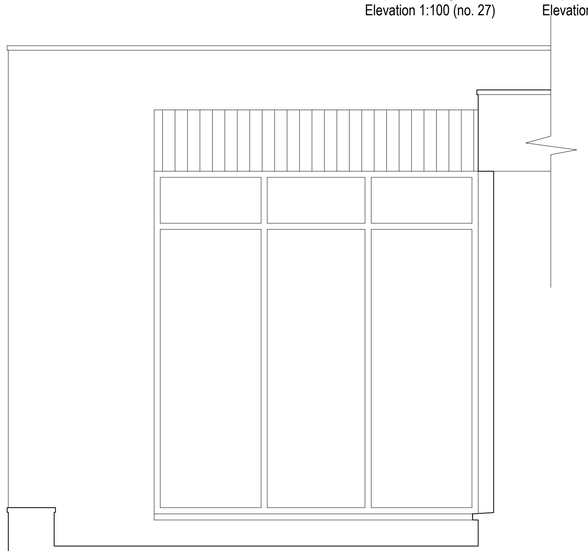

Window elevation 1:20
(slatted screening removed for clarity)

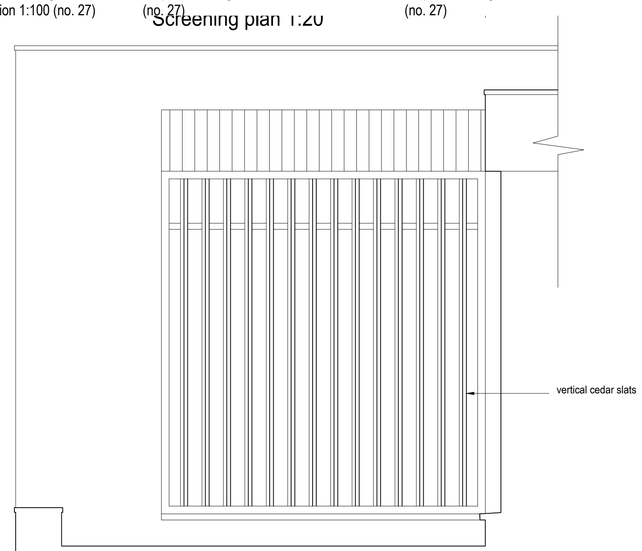

Window elevation 1:20
(showing slatted screening)

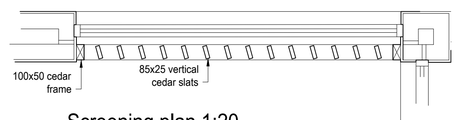

Screening plan 1:20

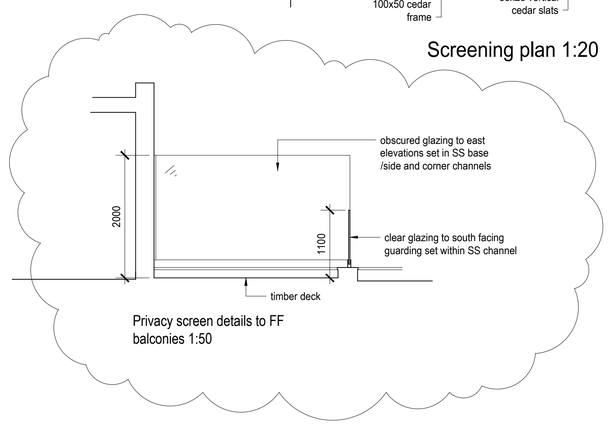

Privacy screen details to FF
balconies 1:50

Rev. C 17.01.17 Amendments as bubbled
Rev. B 05.01.17 Screen amended
Rev A 06.12.16 Amendments as bubbled amendments

bpm Architectural Services Limited

client: 111a Arundel Road Development LLP

project: Land South of 14 Ring road
Norbury Drive
Lancing
West Sussex

project ref: 1515 Drawing No. P03C

drawing title: Conditions 02
03, 05, 11

drawn by: J Boys

date: Aug 16 scale: 1:20/200@ A1

www.bpmnet.co.uk
info@bpmnet.co.uk

Do not scale off drawing, check all dimensions on site before all work is commenced

All goods materials workmanship to conform with current building regs BSS and COP's