ADUR DISTRICT COUNCIL

Adur District Council

Town and Country Planning Act 1990

Office use
App AOC1003767
Date Rc. 18 JAN 2007
Fee 135

# Householder's planning application form

Use this form to apply for planning permission to extend or alter your house or flat, to build a garage or other structure on your property or to create access for a vehicle onto a classified road (please read note 9).

Please read the notes before you fill in this form.

1 Please give the address of the property to be altered or extended.

Old Malt Cottage, 104 Connaught Avenue, Shoreham

2 Type of property (please tick)

| | | | | | |
|---|---|---|---|---|---|
| Detached House | ☐ | Terraced House | ☐ | Other (please give details) | ☐ |
| Semi-detached House | ☑ | Flat | ☐ | | |

3 Please describe the development you are applying for.

Single storey rear extension

4 Applicant (in block capitals)

Full name : Mr & Mrs Ricei

Address (including postcode):

as (1) above

BN43 5WP

Phone Number:

Home:

Work:

Extension:

Fax Number:

Agent (if any)

Full name :

Address (including postcode):

Mel Humphrey MRICS MBEng
39 Northease Drive
Hove BN3 8PQ
Phone & Fax: 07701 055182
Email:
mel_humphrey_uk@yahoo.co.uk

Ph

Ho

Work:

Extension:

Fax Number:

5 Please enclose four copies of this form and four sets of plans.
Please number

| | Plan number | Scale |
|---|---|---|
| Location plan | 1 plan submitted | 1·1250 |
| Block plan | | 1·500 |
| Floor plan | | 1·50 |
| Elevations | | 1·100 |
| Other | | |

6 Will the development involve cutting down any trees? Yes ☐ No ☑
If "Yes", please show these clearly on the block plan.

7 Will the development (including any new or altered access affect a public footpath or any other public right of way? Yes ☐ No ☑

8 Does this application require a fee? (See note 3) Yes ☑ No ☐

If "No", please tick the option that applies (See note 3) A ☐ B ☐ C ☐

If "Yes", please state the fee enclosed (See note 4) £ 135·00

Signature: [redacted] Date: 10 Jan 07

Please print your name: M. Humphrey

## Certificate under Article 7 of the Town and Country Planning (General Development Procedure) Order 1995

If anyone else owns the land or part of it, you must fill in Certificate B, which you can get from the Planning Section. You must also tell the owner of the land about this application by serving a notice on them. If you own all of the land, you must fill in Certificate A below.

### Certificate A

I confirm that:

- Nobody except the applicant was an owner of any part of the land involved at the beginning of the period of 21 days before the date of this application; and
- none of the land this application relates to is an agricultural holding or part of an agricultural holding.

Signature: [redacted] Date: 10/1/7

Please print your name: M. Humphrey

AR/0037/07

# Old Malt Cottage
# 104 Connaught Avenue Shoreham By Sea

18 JAN 2007

## DESIGN AND ACCESS STATEMENT

### Amount

The property in question is a C17 grade II listed thatched barn converted into a cottage in C20. This proposal relates to a single storey extension to an existing kitchen extension (approved in1999) forming additional dining room accommodation.

### Scale and Appearance

The existing lead flat roofed extension will be removed and replaced with a vaulted hipped slate covered roofed extension (of 22° pitch) built up to the rear boundary of the property. All seen elevations will be predominately timber frame window and doors; all remaining elevations will be brick finished to match the existing. No work will be carried out onto the listed building.

### Layout

As indicated on the submitted drawing, forming one larger kitchen and dining room facility.

### Access

Access to this new facility will be through the existing internal opening from the kitchen. There will be new french double door access into the existing rear predominately paved garden.

### Landscaping

Non proposed

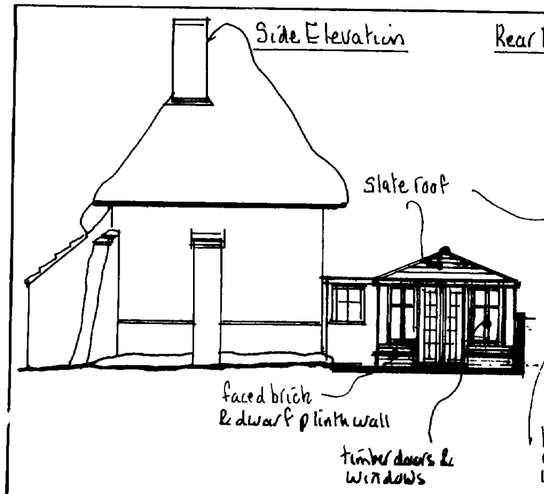


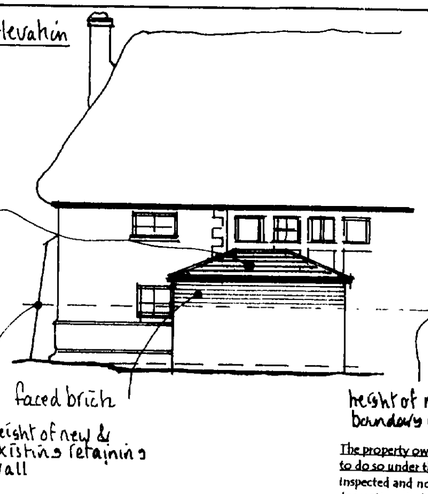


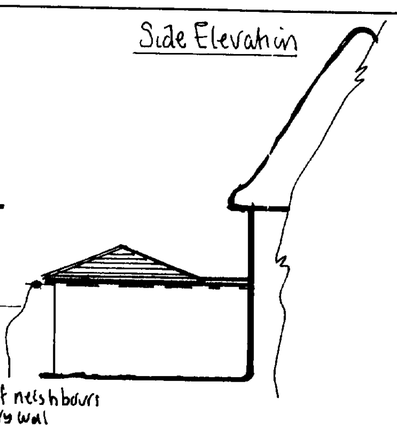


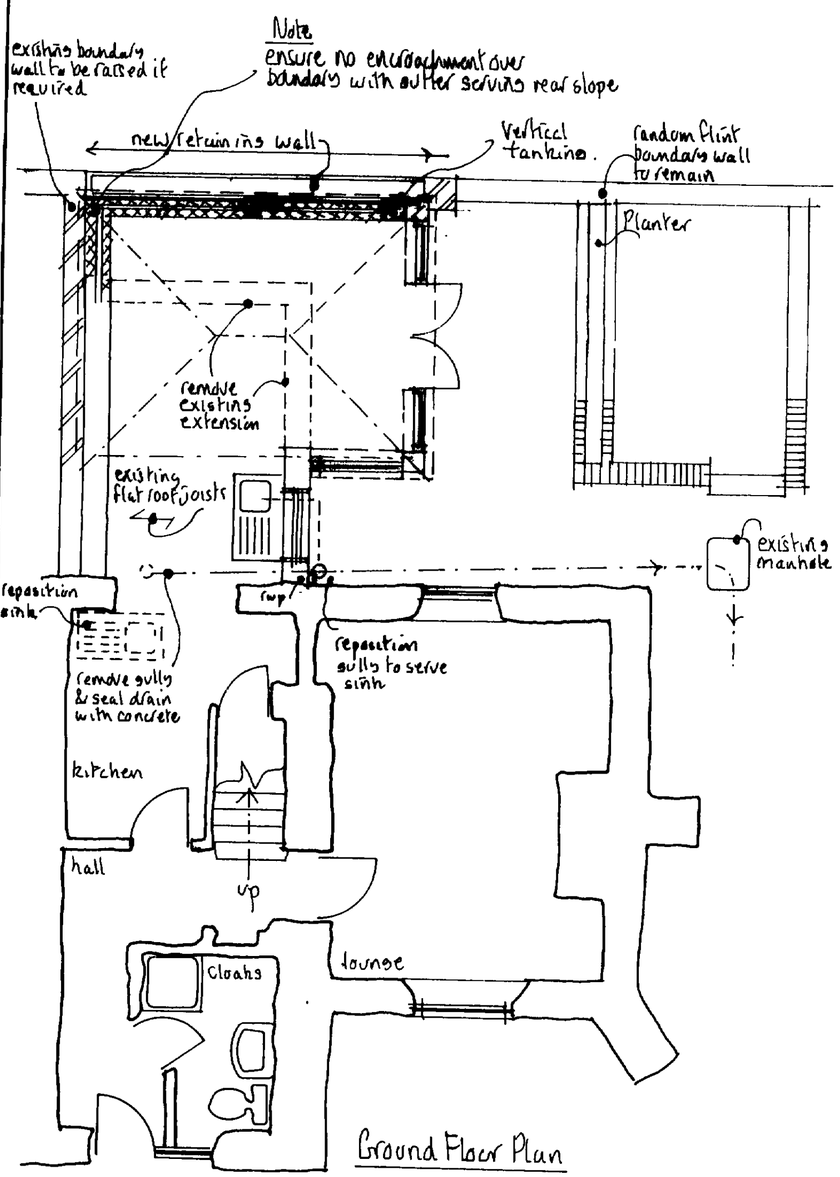


The property owner is reminded of the requirement to serve a Party Structure Notice on any adjoining owner should they need to do so under the requirements of the Party Wall Act 1996. Any parts of structure covered over or inaccessible have not been inspected and no responsibility is accepted for these areas including underground. All electrics, heating, plumbing and decorations to be altered/extended all to client's choice. All foundations and lintels taking additional loads are to be exposed and checked for adequacy and suitability for ground conditions prior to commencement of work. The building fabric should be constructed so that there are no reasonably avoidable thermal bridges in the insulation layers caused by gaps within the various elements, at the joints between elements and at the edges of elements such as those around window and door opening. Reasonable provision should also be made to reduce unwanted air leakage through the new envelope parts.

Foundations

Retaining wall to structural engineers detail. 750mm x 700mm wide trench fill foundations (1:2:4 concrete mix). All foundations to be minimum 1.0m below ground level with the exact depth to suit site conditions.

External Walls

Reinforced retaining wall to structural engineers detail. Bituthene tanking system to wall and floor installed strictly in accordance with manufactures instructions. Cavity walls comprising faced brickwork 85mm cavity with 85mm Rockwool insulation cavity batts, inner leaf 100mm Thermalite or equal and approved blockwork min 3.5 N/mm². All walls constructed using 1:1:6 mortars or 1:5 masonry cement mortars. Finished with 13mm lightweight plaster internally. Horizontal strip polymer (hyload) damp proof course in each leaf of new walls min 150mm above adjacent ground level in external leaf incorporating a cavity tray all linked to proposed dpm tanking. Blockwork below ground level to be Class A dense concrete or alternatively semi engineering brickwork. Cavities below ground level to be filled with lean mix concrete up to ground level and min 225mm below damp proof course All walls constructed with stainless steel wall ties built in at 450mm centres vertically and 750mm centres horizontally in staggered rows. Doubled up at corners and reveals. Cavities closed at eaves level with slate and to be continuous. Weep holes to be provided adjacent to ground level and over openings/cavity trays etc every third perpendicular

Ground Floors

Minimum 80mm screed reinforced with chicken wire (mix 1:3 or 4), 80mm Celotex flooring, 3 coats RIW dpm on 100mm concrete slab reinforced with A193 mesh all over 100mm consolidated type 1 MOT laid in layers to suit.

Electrics

All electrical work required to meet the requirements of Part P (Electrical Safety) must be designed, installed, inspected and tested by a person competent to do so. Prior to completion the Council should be satisfied that Part P has been complied with. This may require an appropriate BS 7671 electrical installation certificate to be issued for the work by a person competent to do so. The new room light fittings are to be capable to support energy efficient fitting, only accepting lamps having a luminous efficacy greater than 40 lumens per circuit watt at a rate of 1 per 25m² of floor area or 1 per 4 fixed light fittings.

Pitch Roof

To be warm roof construction, vaulted timber roof structures to be fixed in accordance with BS Codes of Practice no CP3 and CP112. Slate tiles for a 22° pitch on 25 x 38mm sw treated battens on type 1F breathable sarking felt to BS747 on 50 x 38mm treated counter battens, 2 layers of Celotex insulation 70 + 30 Celotex tuff R Zero GA 3000z on top of 100mm x 50mm SC3 grade rafters at max 400mm centres. 100mm x 50mm wall plate strapped down to walls using 1000 x 30 x 5mm mild steel straps at 1.2m centres. 12.5mmplasterboard skellings. All joints to be lapped and taped. Provide a code 4 lead gutter to adjacent raised boundary wall if required.

Ventilation

Provide openable ventilation area of not less than 1/20th of the floor area of the rooms, which they serve, all fitted with a minimum 8000mm² trickle ventilator. All glazing in those critical locations to be of toughened or laminated safety glass in accordance with clause 5.3, BS6206. Kitchen to be provided with an extract fan capable of extracting not less than 60 litres per second (or 30 litres per second if fitted within a cooker hood) which may be operated intermittently and ducted to external air. Mechanical vent to be ducted to the outside and to include cowl and all necessary weathering. All new windows to be double glazed, Timber with 16mm air gap and a "soft" low-E coating

Foul Water Drainage

Existing gully to be replaced further along existing drain run. Existing drain to be sealed with concrete or grubbed up.

Surface Water

Rainwater to 100m half round PVC gutter laid to falls to the existing guttering laid to falls to the existing 65mm down pipe adjacent to the existing property.

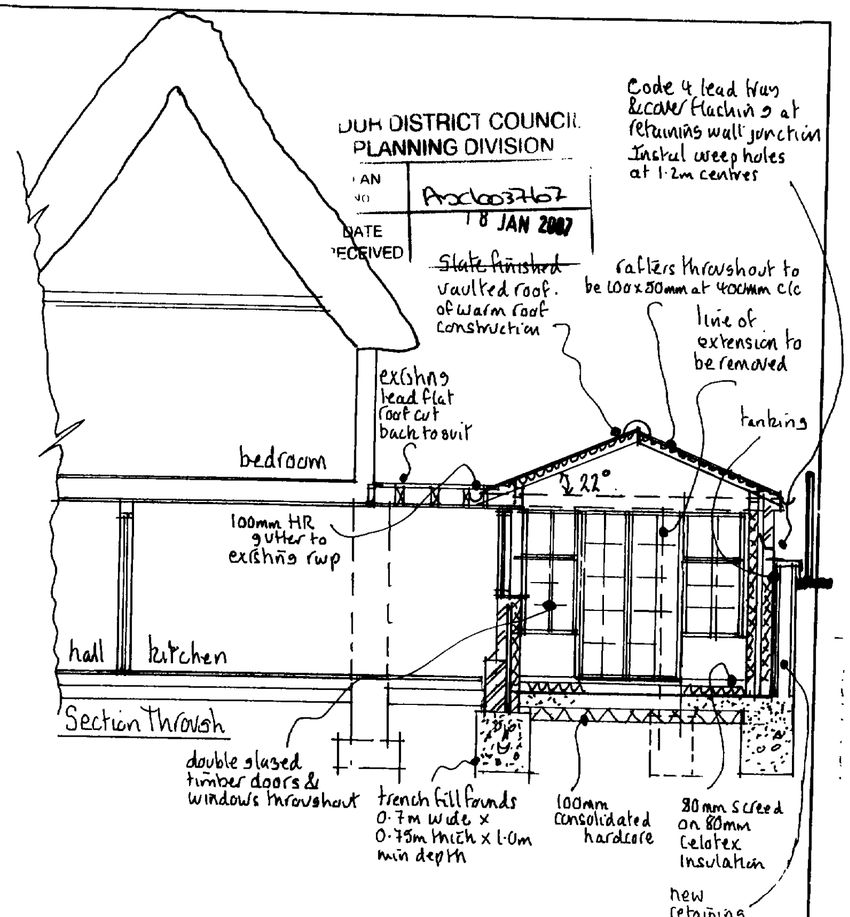


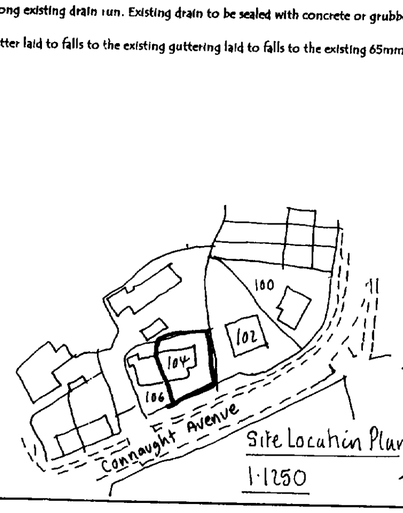


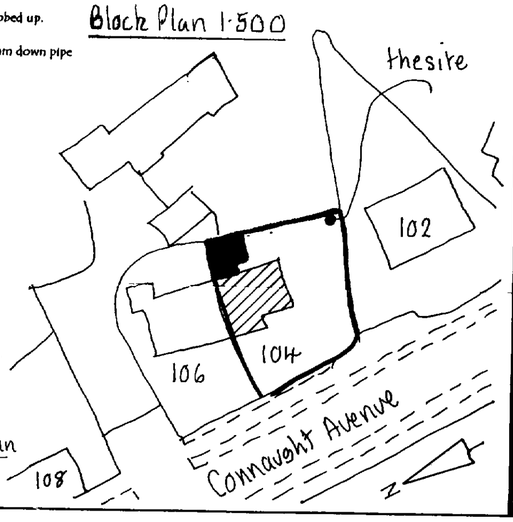



**Mel Humphrey**
MRICS MBEng

39 Northease Drive
Hove East Sussex BN3 8PQ

RICS
Mobile: 07701 055182
Email: mel_humphrey_uk@yahoo.co.uk


**Drawing Title**
Rear Extension @
Old Malt Cottage, 104 Connaught Ave
Shoreham-by-Sea, W.Sussex

Scale: 1:50, 1:100, 1:1250, 1:500

Date: Dec 06 | Drawn by: mjh

Drg No. | Rev.