

4 Proposed East Elevation
1 : 100

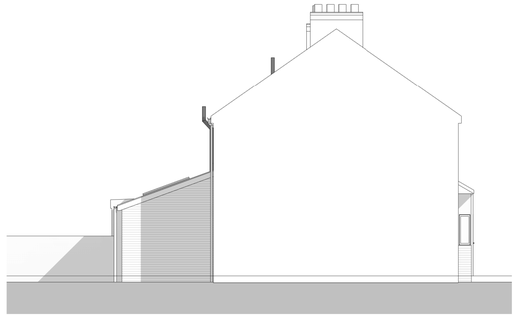

5 Proposed North Elevation
1 : 100

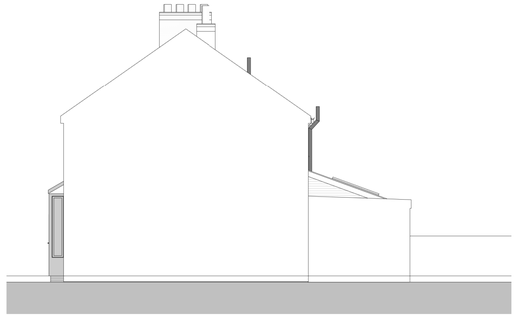

6 Proposed South Elevation
1 : 100

1:100 @ A1 / 1:200 @ A3

meters 2 4 6 8 10

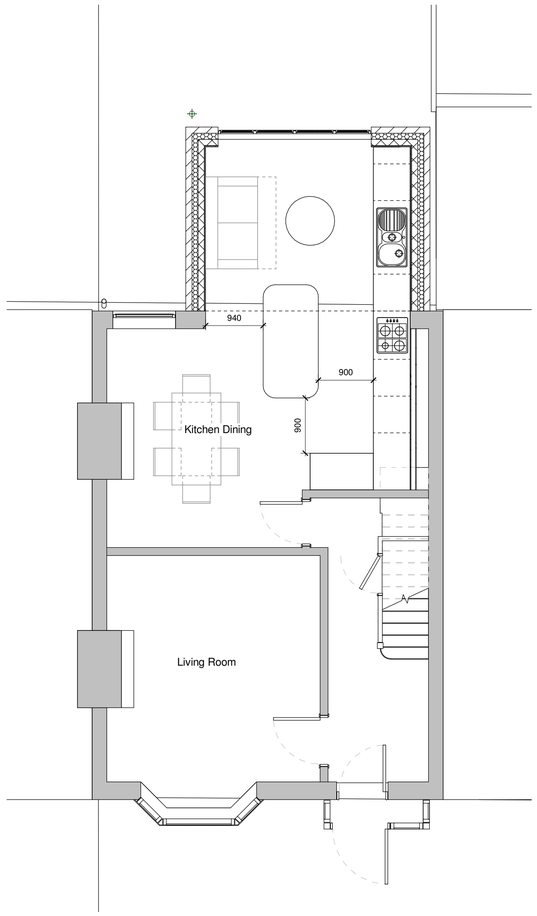

1 Proposed Ground Floor
1 : 50

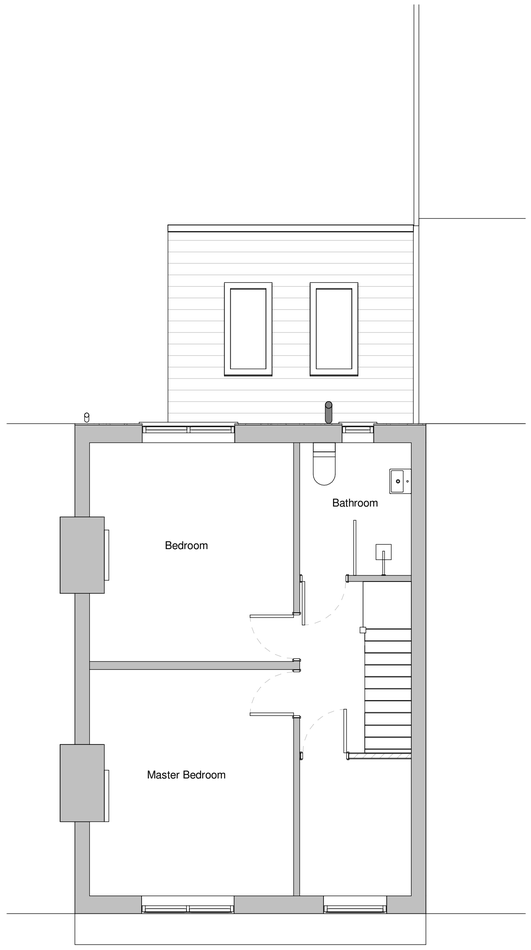

2 Proposed First Floor
1 : 50

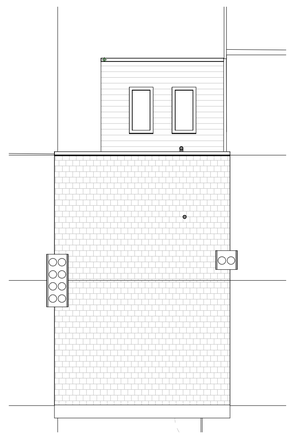

3 Proposed Roof Plan
1 : 100

1:50 @ A1 / 1:100 @ A3

meters 1 2 3 4 5

Do not scale from this drawing except for planning as photocopies will be subject to distortion.

Drawings to be read in conjunction with all other Designers information and structural engineers contract drawings and specifications:
Any discrepancies must be brought to the attention of the designer immediatialy.

The contractor must verify all dimensions by site measurement before ordering materials or manufacturing components.

MATERIALS TO MATCH EXISTING

New windows and doors to be thermally broken aluminium, colour TBC

Substitute materials and products to those named will be acceptable if proven to be of equal or higher performance and not in conflict with other elements

Rev.	Description	Date
a	Revised to client comments	25.09.21
b	Design development	28.09.21
c	Issued for Planning	07.10.21

GreenJay Architecture

Email - ngreen@greenjayarchitecture.com
Tel - 07584041861
www.greenjayarchitecture.com

CIAT
REGISTERED PRACTICE

Client
Mr Cass

Project
56 Grand Ave, Lancing

Sheet
Proposed Plans & Elevations

Project number	040921
Date	01.09.21
Drawn by	ng

GA001

Scale
SCALE VARIES