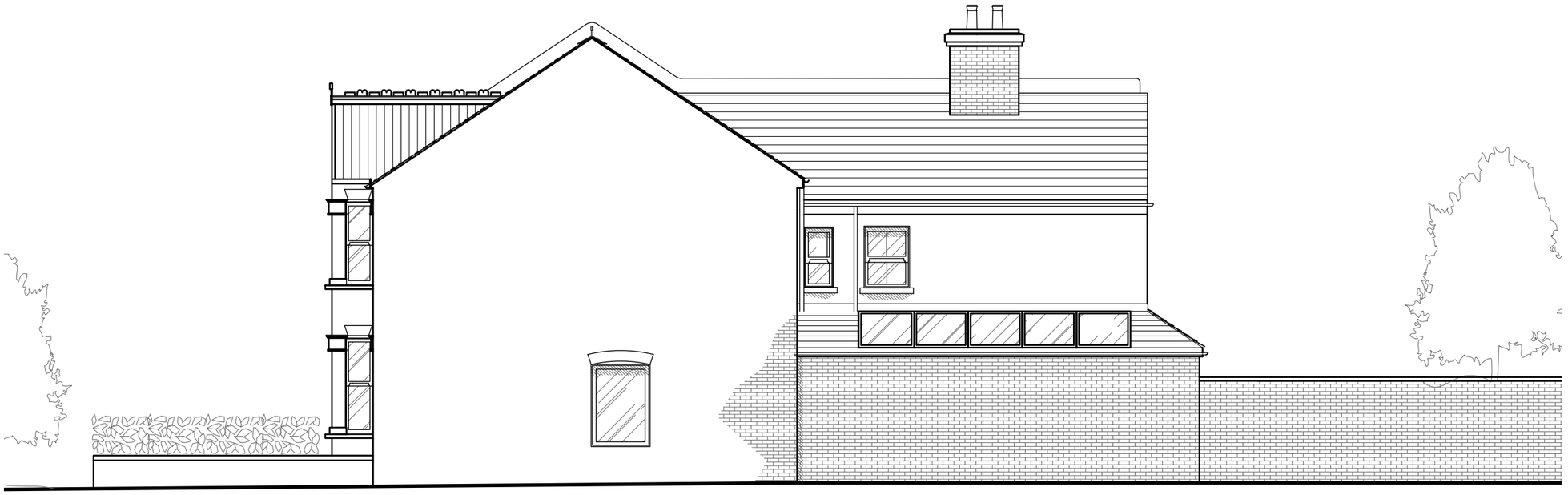

Side Elevation / Section

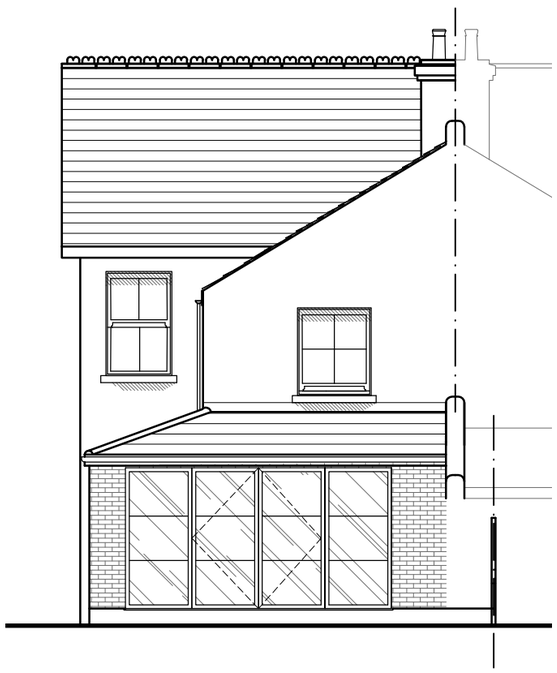

Rear Elevation

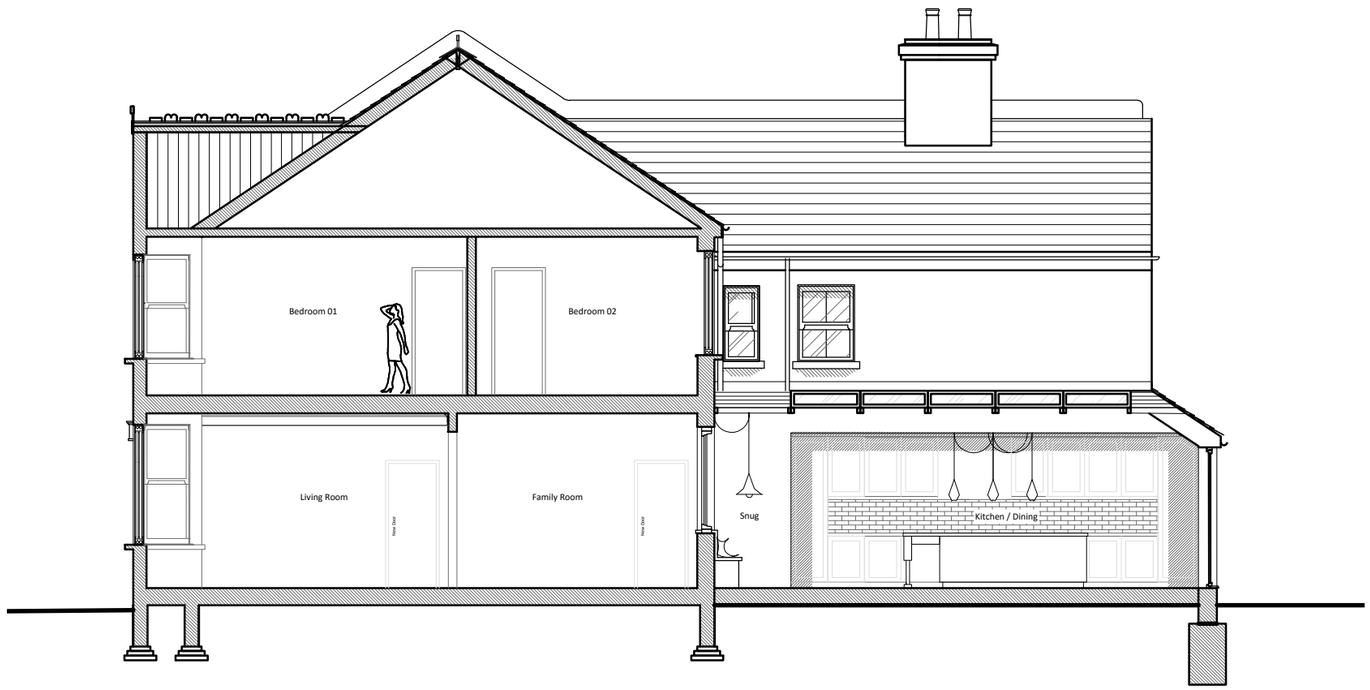

Side Elevation

GENERAL NOTES

This scheme is subject to Town Planning and all other necessary consents.
Dimensions, areas and levels where given are only approximate and subject to site survey. All dimensions are to be checked on site. All feasibility studies are subject to full site survey.
This drawing is to be read in conjunction with all relevant consultants and/or specialists drawings/documents and any discrepancies or variations are to be notified to the architects in writing before the affected work commences.
All queries relating to design of structural elements are to be referred to the structural engineering consultant for resolution.
The workmanship and materials of all trades and building operations shall comply with the recommendations of British Standard (BS)8000 parts 1-16 inclusive and with Approved Document to support Regulation 7 1999 edition (incorporating 2000 amendments) of the Building Regulations 2010.
All design and construction is to be in accordance with the Construction (Design and Management) Regulations 2007.

Rev	Date	Description
REV	DATE	DESC

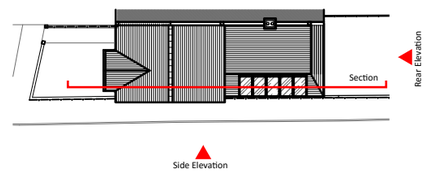

Scale @ 1:100

5m 4m 3m 2m 1m 0m

CNCArchitect

T 07969376999 E christopher@cncarchitects.co.uk

PLANNING

Client
OWNER
.
.

Project
NO_29
THE_GREEN
SOUTHWICK_BN42_4DG

Drawing Title
ELEVATIONS
+_SECTIONS
PROPOSED

Drawn	Date	Checked	Scale @ A3
CNC	MAY_17	CNCA	1:100
Job No	Drawing No	Revision	Note
5817	006_A_ELE_01	01	DO_NOT_SCALE

CAD_REF