

South Facing (rear) Elevation

1:100 Scale Bar

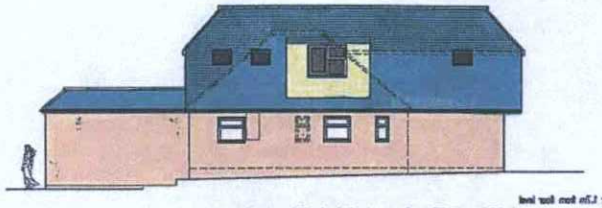

West Facing (side) Elevation

1:100 Scale Bar



East Facing (side) Elevation

1:100 Scale Bar

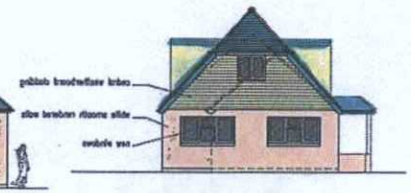

North Facing (Front) Elevation

1:100 Scale Bar

= KEY =

= GREY CONCRETE / SLATE ROOF TILE

= PEARL CEDRAL WEATHER BOARD

= SMOOTH WHITE RENDERING

Planning Issue Drawings Only

DO NOT SCALE FROM THIS DRAWING EXCEPT FOR PLANNING AS PHOTOCOPIES WILL BE SUBJECT TO DISTORTION DRAWINGS TO BE READ IN CONJUNCTION WITH ALL OTHER ARCHITECT'S & STRUCTURAL ENGINEER'S CONTRACT DRAWINGS & SPECIFICATIONS. ANY DISCREPANCIES MUST BE BROUGHT TO THE ATTENTION OF THE ARCHITECT IMMEDIATELY. THE CONTRACTOR MUST VERIFY ALL DIMENSIONS BY SITE MEASUREMENT BEFORE ORDERING MATERIALS OR MANUFACTURING COMPONENTS. SUBSTITUTE MATERIALS & PRODUCTS TO INDEX NAMED WILL BE ACCEPTABLE IF PROVEN TO BE OF EQUAL OR HIGHER PERFORMANCE AND NOT IN CONFLICT WITH OTHER ELEMENTS.

Project:
Proposed
Extensions
& Alterations At:
69 Downside
Shoreham By Sea
West Sussex
BN43 6HF

Drawing title:
Plans & Elevations As Proposed

Client: Ryan & Lauren Buck

© Copyright of:
Architectural & Planning Services
15 West Street
Shoreham By Sea
West Sussex
BN43 5WF
BJW
01273 441009
01808 893101
e-mail: bjw@bjwarchitectural.co.uk
website: bjwarchitectural.co.uk

Scale: 1:50 1:100	Paper size: A1
Date: 24.4.2016	Drawn: BJW
Dwg. No. 02	Rev'n C

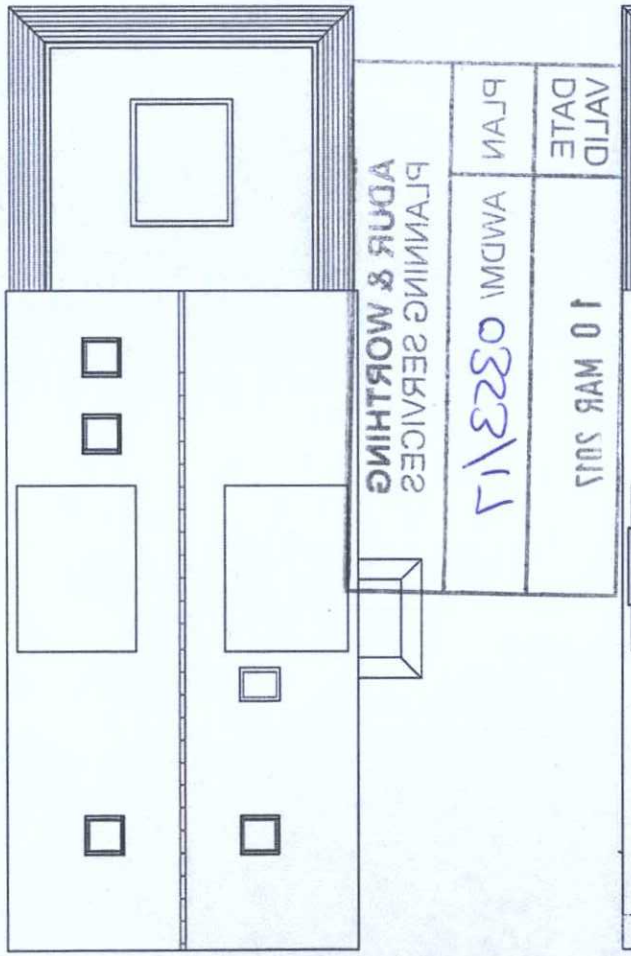

Roof Plan

1:50 Scale Bar

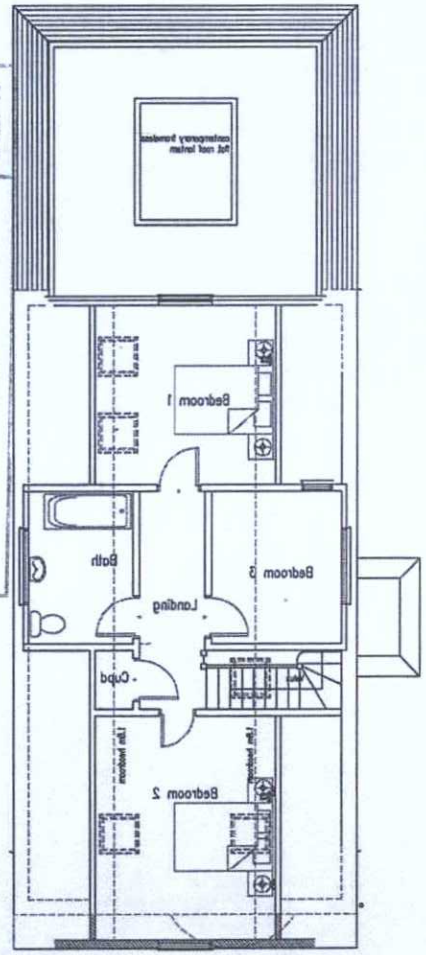

First Floor Plan

1:50 Scale Bar

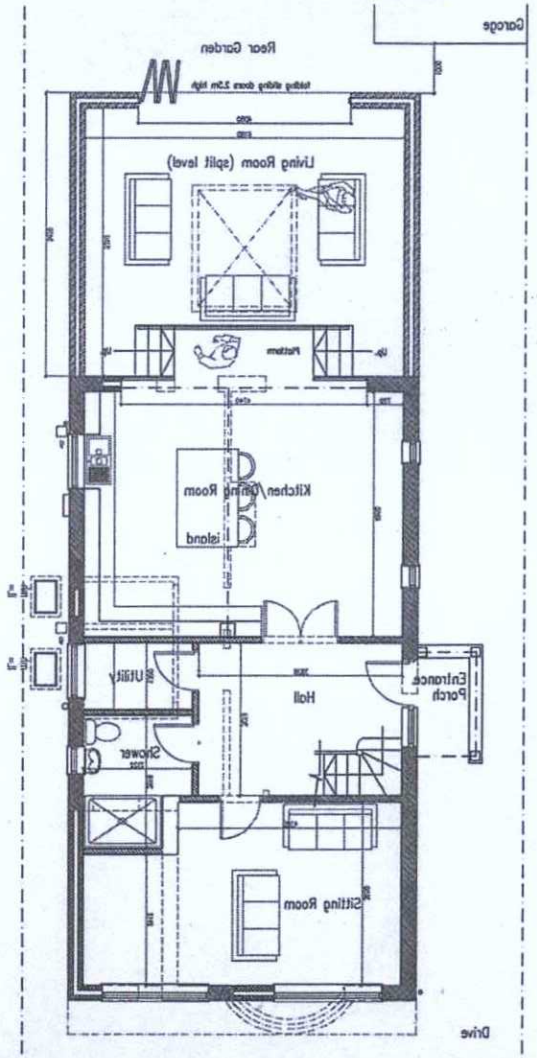

Ground Floor Plan

1:50 Scale Bar

ADUR & WORTHING
PLANNING SERVICES

PLAN
AWDM/ 0353/17

DATE
VALID
10 MAR 2017