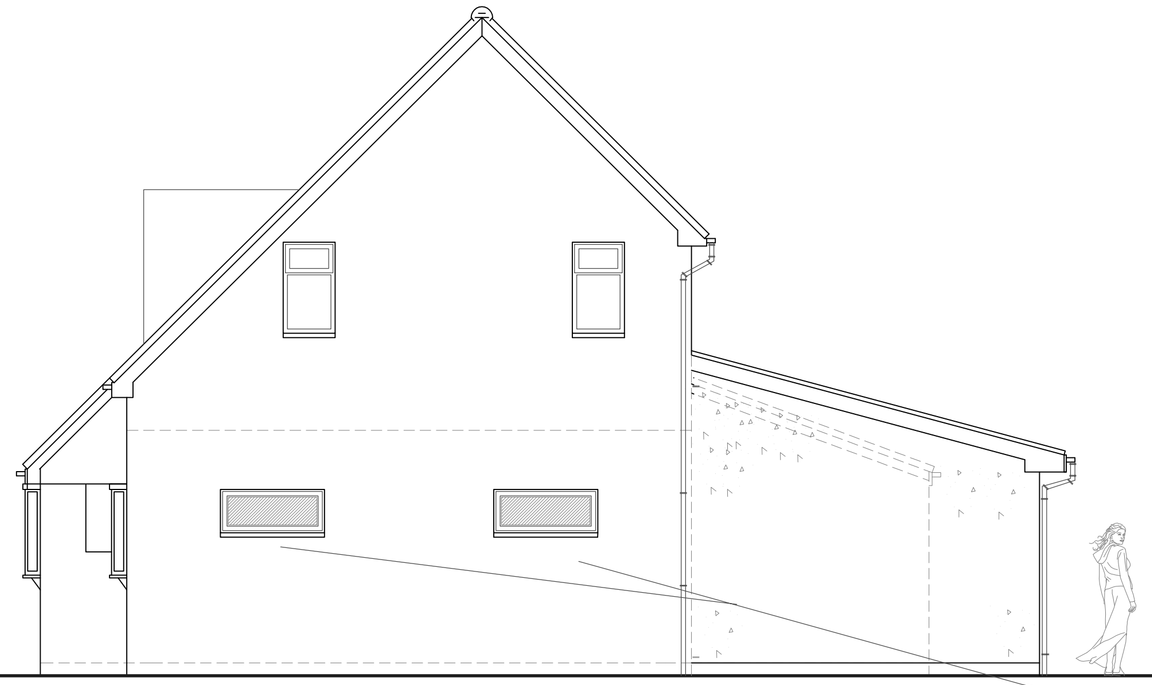

West (Side) Elevation

1m 2m 3m 4m 5m 6m 7m 8m 9m 10m

1:50 Scale Bar



South (Rear) Elevation

Side Boundary

Side Boundary

Rear Garden

Front Garden

Beams As Structural Engineer's details
Structural Engineer to confirm all beam layouts and sizes

A-A

10870

942 1500 900 4186 900 1500 942

New RWDP

New RWDP

657

4000

3715

5897

2930

760

1760

3220

1020

1200

760

radiator

VELUX 1340x980mm

Day Room Area

(Kitchen design by others)

Kitchen

Dining

Sitting Room

W/M Tumble

1957

Utility

2200

750

750

W/C

1535

1500

1462

Hall

Study

Entrance No.41

Garage

New Kitchen allow:
4 x fused spurs
6 x double sockets
1 x cooker point
1 x gas point

New french doors

New high level windows

form new partitioning for shower

form new door opening block off existing

Services Key

- Denotes pull cord
- Denotes light switch (2 way)
- Denotes light switch (timer)
- Denotes telephone
- Denotes television aerial points
- Denotes double socket
- Denotes double socket (floor level)
- Denotes cooker point
- Denotes spur
- Denotes shaver socket incorporating light
- Denotes external water tap
- Denotes wall light
- Denotes ceiling rose
- Denotes spotlight
- Denotes fluorescent tube
- Denotes radiator
- Denotes PIR detector
- Denotes extractor fan
- Denotes smoke detector
- Denotes heat detector
- Denotes meter

FINAL No. & Layout as Directed by Client

Ground Floor Plan

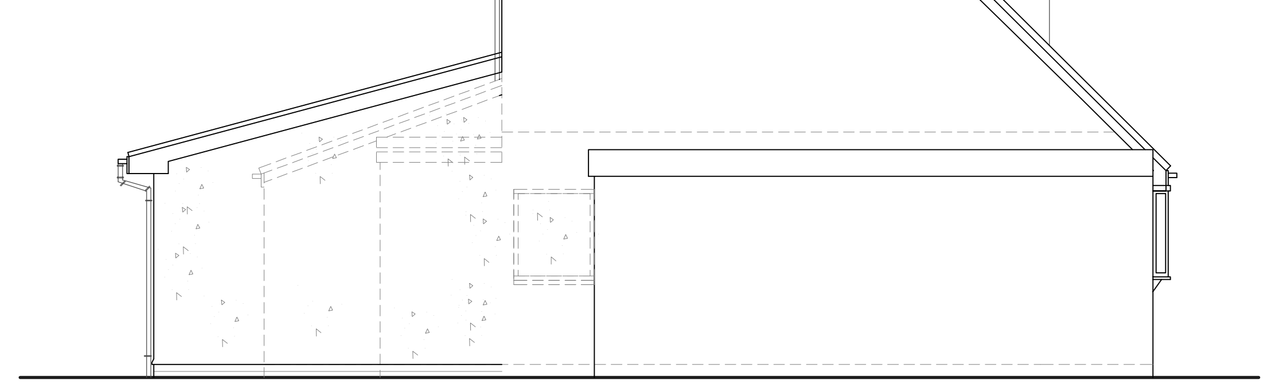

East (Side) Elevation

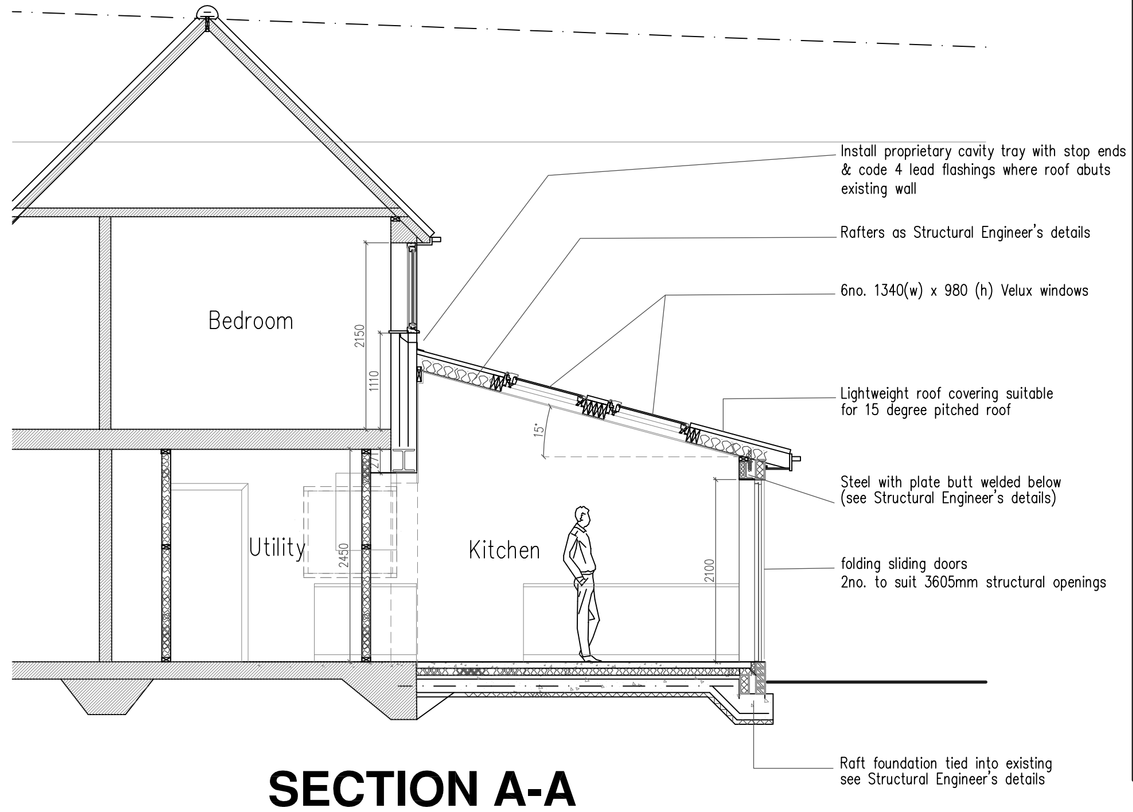

SECTION A-A

DO NOT SCALE FROM THIS DRAWING
AS PHOTOCOPIES WILL BE SUBJECT TO DISTORTION
DRAWINGS TO BE READ IN CONJUCTION WITH ALL OTHER ARCHITECT'S & STRUCTURAL ENGINEER'S CONTRACT DRAWINGS & SPECIFICATIONS.
ANY DISCREPANCIES MUST BE BROUGHT TO THE ATTENTION OF THE ARCHITECT IMMEDIATELY.
THE CONTRACTOR MUST VERIFY ALL DIMENSIONS BY SITE MEASUREMENT BEFORE ORDERING MATERIALS OR MANUFACTURING COMPONENTS.
SUBSTITUTE MATERIALS & PRODUCTS TO THOSE NAMED WILL BE ACCEPTABLE IF PROVEN TO BE OF EQUAL OR HIGHER PERFORMANCE AND NOT IN CONFLICT WITH OTHER ELEMENTS.

A	17.10.2011	Amended to Clients Requirements

Project:

Proposed Rear Single Storey Extension At:
41 The Meadway
Shoreham Beach
Shoreham By Sea West Sussex
BN43 5RN

Drawing title:

Plans & Elevations As Proposed

Client: Mr & Mrs M. Clear

Copyright of:

Architectural & Planning Services
15 West Street
Shoreham By Sea
West Sussex
BN43 5WF

01273 441009 (after 6pm)
07856899101
e-mail: benwhitby15@yahoo.co.uk

Scale: 1:50	Paper size: A1
Date: 3.10.2011	Drawn: BJW
Drg. No. 02	Rev'n A

Note: All dimensions to be checked on site.