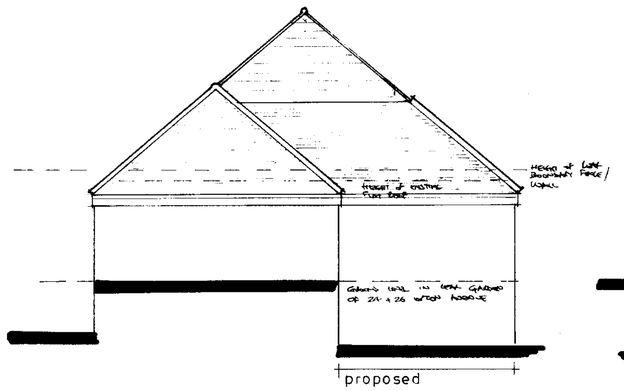

rear [north east]

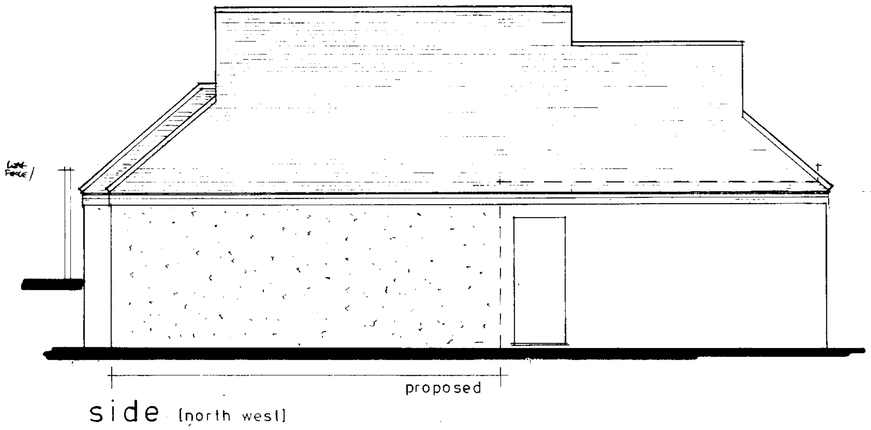

side [north west]

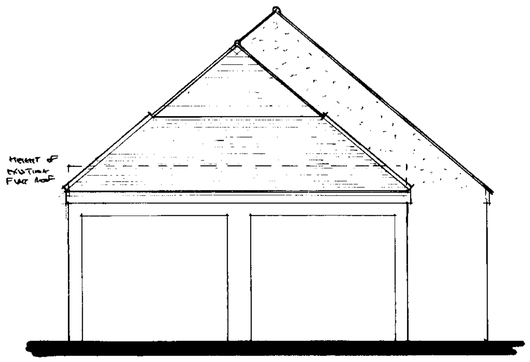

front [south west]

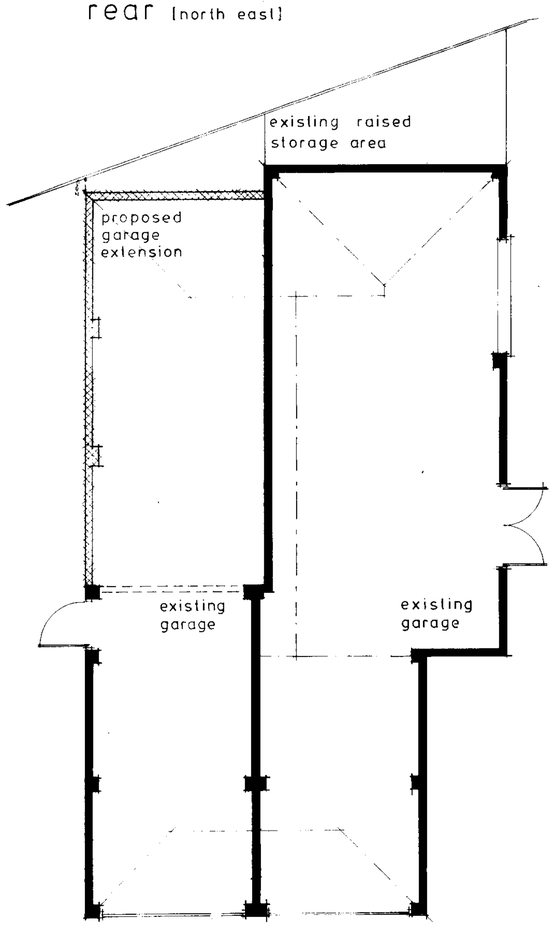

ground

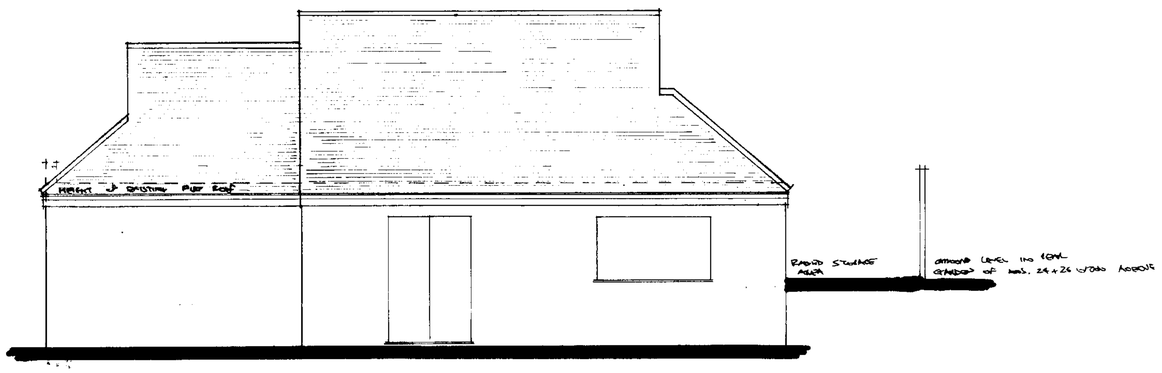

side [south east]

NOTES:

All dimensions must be checked on site. Only written dimensions shall be taken. Scaled dimensions shall only be used for planning application purposes.

The Contractor shall take all necessary site dimensions prior to manufacturing components detailed on this drawing.

All materials and workmanship shall comply with current Building Regulations, relevant British Standards and manufacturers recommendations.

For Building Regulation purposes only, this drawing must be read in conjunction with Drawing No. 09/05-02, outline specification and structural engineer's calculations.

Schedule of Exterior Finishes

Walls

Unpainted pebbledash render to match the existing as closely as possible.

Pitched roofs

Red / brown concrete plain roof tiles to match the existing bungalow roof as closely as possible.

Fascia, soffit and rainwater goods

Fascias and soffits shall be white PVCu boarding

Rainwater goods shall be white PVCu

ADC/0245/09
3/8/09

A	JULY 2009	[illegible]
	Date	Revisions

© copyright

Client
Mr G Reed

Job Title
30 Hillside
Southwick
BN42 4QD

Garage extension and roof alterations

Drawing Title
Proposed floor plan and elevations

Scale 1:50

Date Jan 2009

Drawn by

Drg. No. 09/05-01

Rev. A

594 x 841mm A1