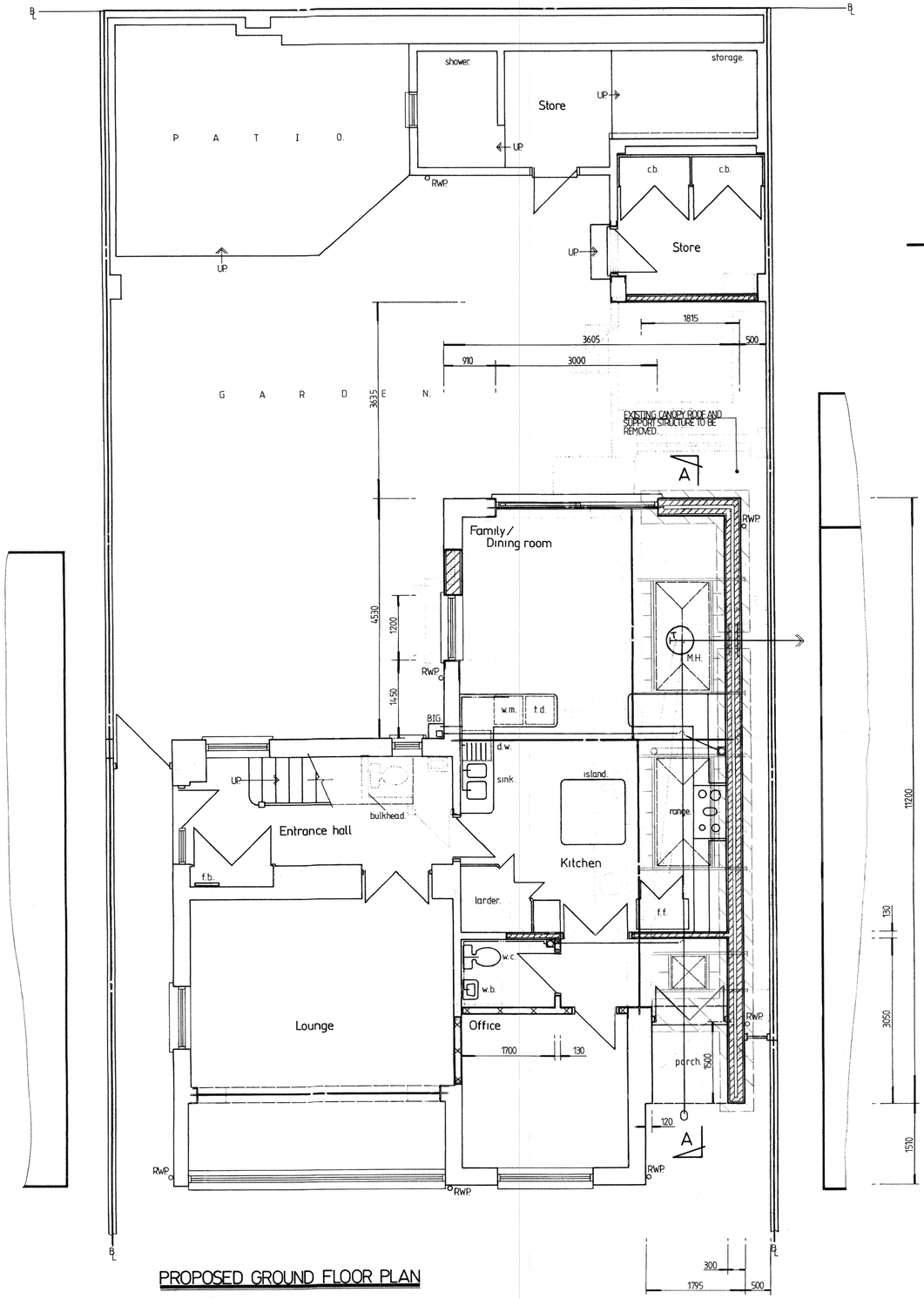


## PROPOSED GROUND FLOOR PLAN

0 1m 2 3 4 5 6 7 8 9 10

Scale :1:50

## [PROPOSED ELEVATIONS]




FRONT ELEVATION (SOUTH)

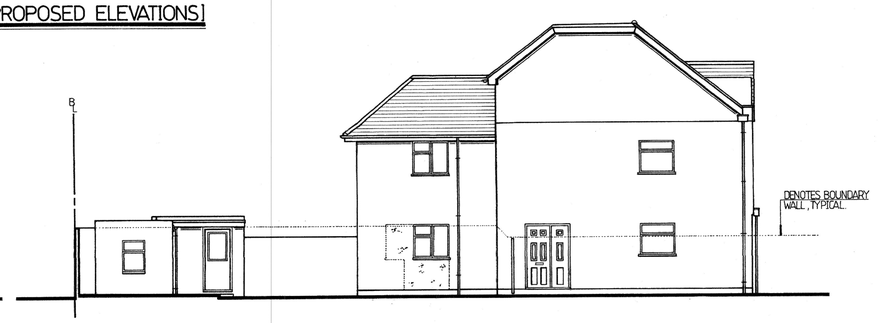


SIDE ELEVATION (WEST)




REAR ELEVATION (NORTH)

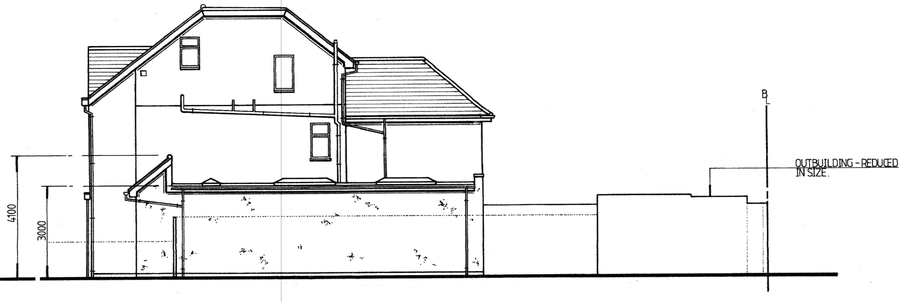


SIDE ELEVATION (EAST)

0 1m 2 3 4 5 6 7 8 9 10

Scale :1:100

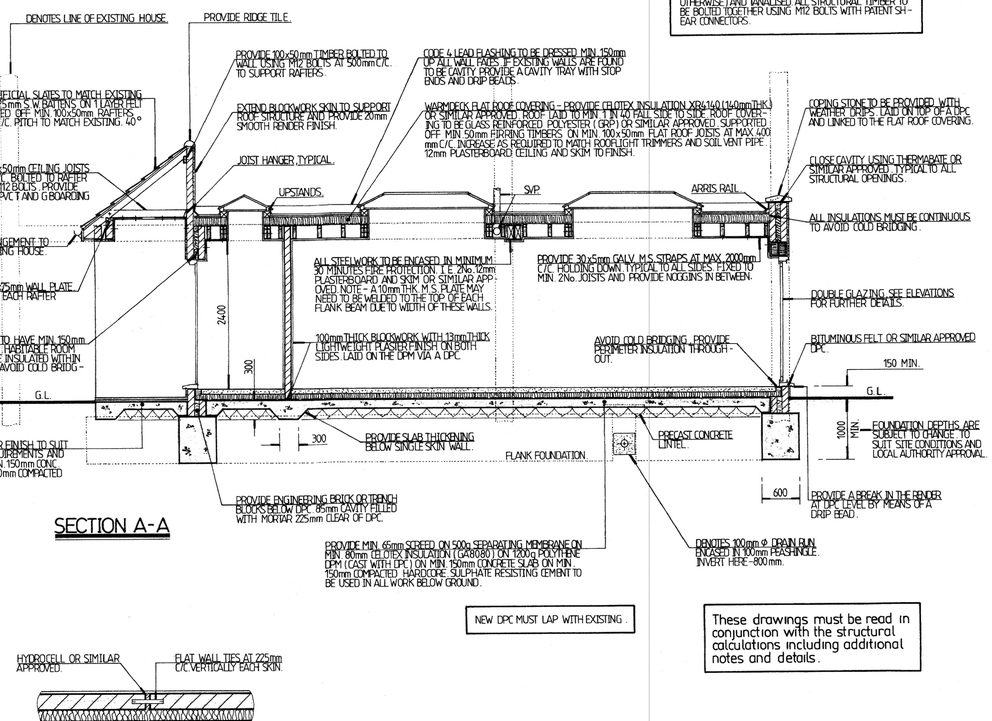


## SECTION A-A

NEW DPC MUST LAP WITH EXISTING.

ALL STRUCTURAL TIMBER TO BE C16 GRADE (UNLESS NOTED OTHERWISE) AND TANALISED. ALL STRUCTURAL TIMBER TO BE BOLTED TOGETHER USING M12 BOLTS WITH PATENT SHEAR CONNECTORS.

These drawings must be read in conjunction with the structural calculations including additional notes and details.

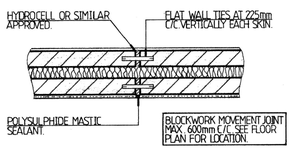


DETAIL - tied movement joint

THIS DRAWING MUST BE READ IN CONJUNCTION WITH DRG. No. BW/993/1

| | | |
|---|---|---|
| A | SEPT. 2021. | REVISED TO SUIT PLANNING. |
| | Date | Revisions |

© copyright

B. WILLIAMS
Building Design Services

48 BEACHY HEAD VIEW
ST LEONARDS ON SEA
EAST SUSSEX
TN38 8EW

Tel :- 01424 851366

Client
MS V CORNWELL

Job Title
113 OLD FORT ROAD
SHOREHAM BY SEA
WEST SUSSEX

Drawing Title
PROPOSED SINGLE STOREY SIDE EXTENSION WITH INTERNAL / EXTERNAL ALTERATIONS

Scale 1:100, 50 AT A1.

Date AUGUST 2021. | Drawn by B. WILLIAMS.

Drg. No. BW/993/2 | Rev. A.

594 x 841mm A1