Copyright (c) 2021

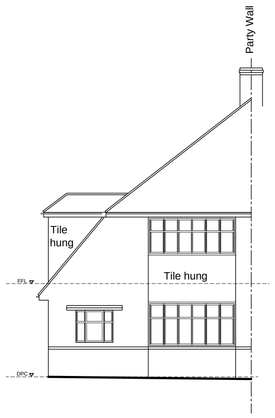

Front (N) Elevation 1:100

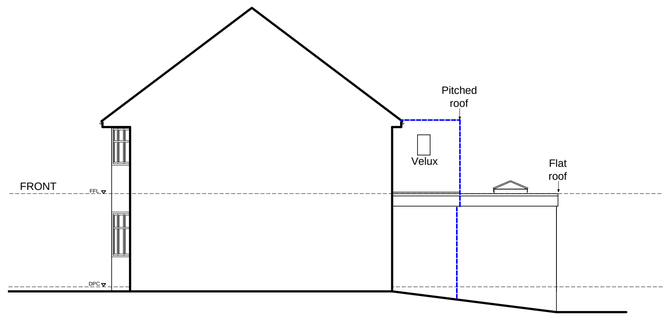

Side (W) Elevation 1:100

(ABOUT PARTY WALL)

OUTLINE OF ORIGINAL DWELLING
OUTLINED BLUE

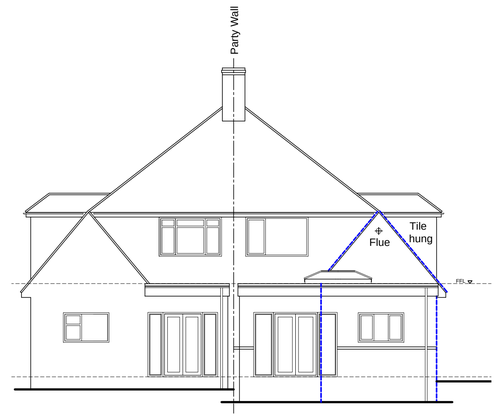

Rear (S) Elevation 1:100

OUTLINE OF ORIGINAL DWELLING
OUTLINED BLUE

NOTE:
The contractor is to check all site dimensions and levels before work starts. Report any discrepancies.

This drawing must be read with and checked against all structural and other specialist drawings, specifications and bills of quantities. Report any discrepancies.

The contractor is to comply with all current British Standards and Building Regulations whether or not specifically stated on these drawings.

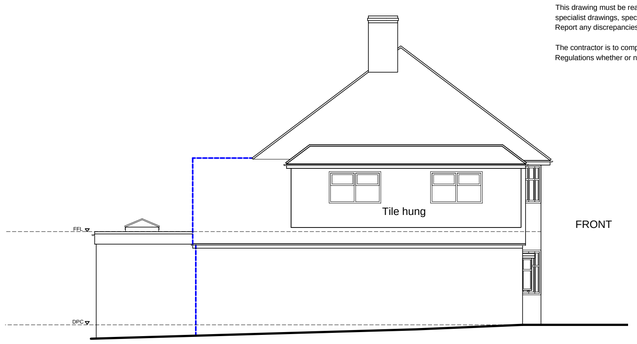

Side (E) Elevation 1:100

OUTLINE OF ORIGINAL DWELLING
OUTLINED BLUE

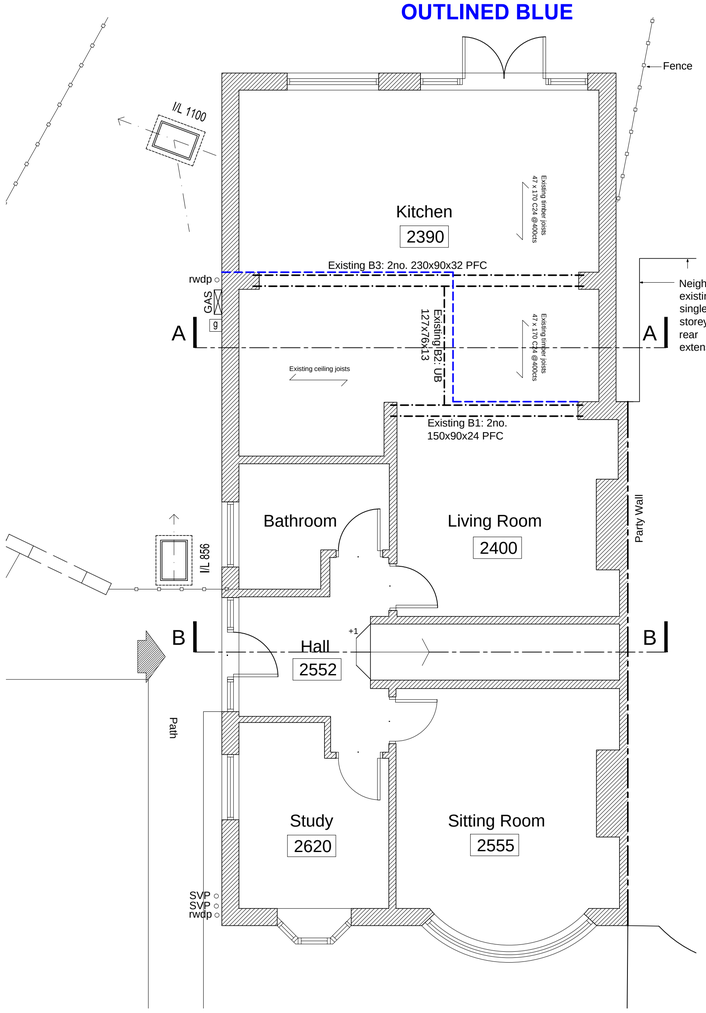

Ground Floor Plan 1:50

OUTLINE OF ORIGINAL DWELLING
OUTLINED BLUE

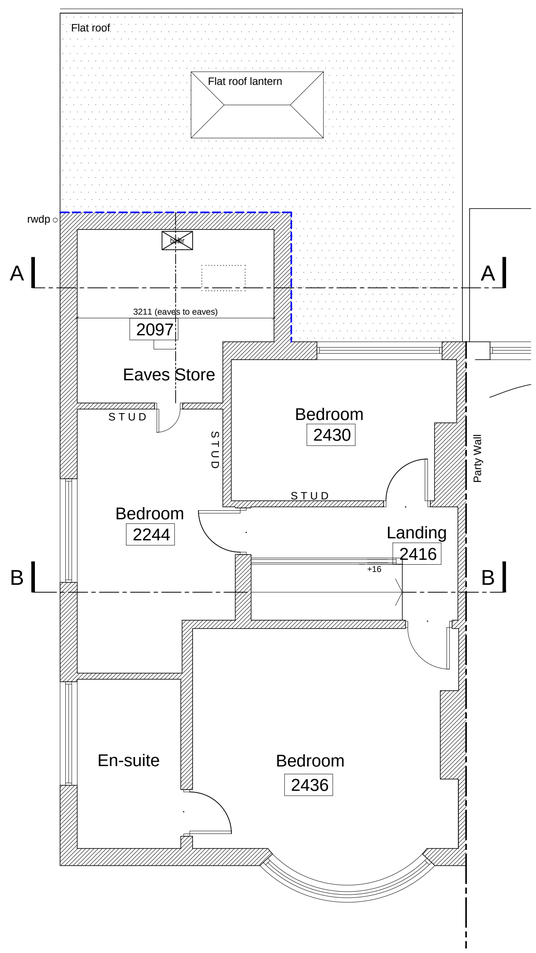

First Floor Plan 1:50

OUTLINE OF ORIGINAL DWELLING
OUTLINED BLUE

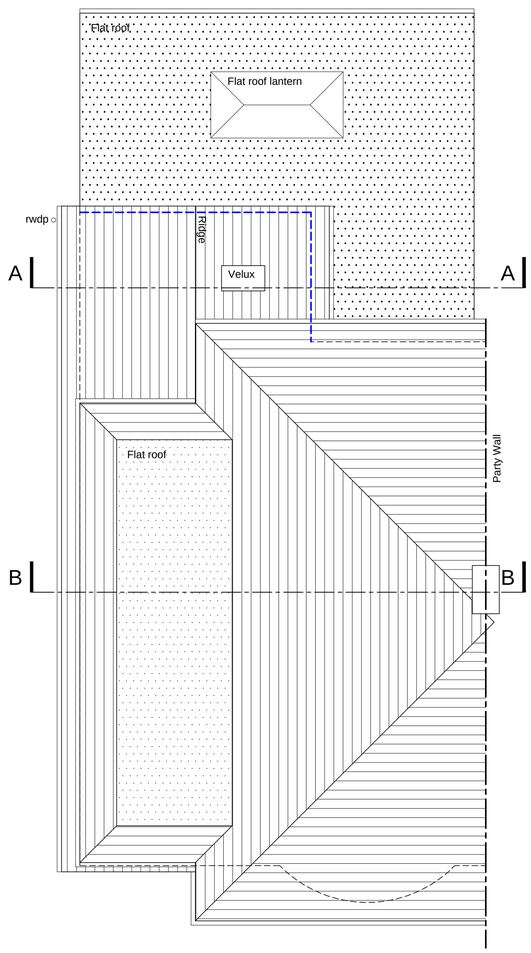

Roof Plan 1:50

OUTLINE OF ORIGINAL DWELLING
OUTLINED BLUE

2620 Floor to ceiling spot heights

1m 2m 3m 4m 5m
1:100 Scale Bar

1m 2m 3m 4m 5m
1:50 Scale Bar

EXISTING WALLS

HOUSEHOLDER PLANNING APPLICATION

Rev.	Date	Description	By

Client
Mrs Leake Date

Project
Alterations To:
1 Mill Avenue
Shoreham-by-Sea

Drawing Title
Plans & Elevations
as Existing

Copyright (c) 2021 of:
Sussex Architectural Services
Wicket View
Cuckfield Lane
Warninglid
West Sussex
Tel:(01444) 461355
Email: info@sussexarchitecturalservices.co.uk

Scale	Drawing Number
1:100, 1:50 @ A1	19-161.3 01
Date: August 2021	
Drawn: -	