1. All dimensions are to be checked on site prior to the commencement of the project. Any discrepancy must be reported to the construction administrator / designer
2. Figured dimensions only do not scale
3. This drawing must be read in conjunction with all other drawings / specifications / details for this project
4. Contractor must ensure they have the latest issued drawings / details prior to commencing work
5. All new work to conform to the local authority requirements / Building Regulation Approval.Workmanship and standards to comply to the relevant British Standards and current Codes of Pratice

© copyright rda1 2020

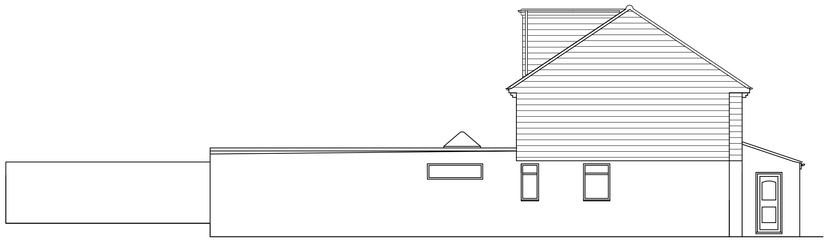

PROPOSED EAST ELEVATION



PROPOSED FRONT ELEVATION



PROPOSED REAR ELEVATION

MATERIALS:
White UPVC windows & doors
Grey/blue weatherbarding throughtout first floor and rear dormer

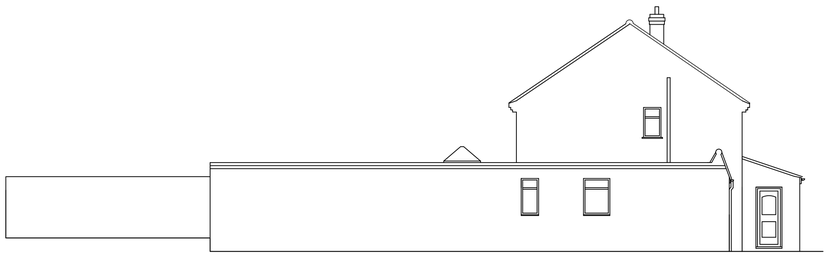

EXISTING EAST ELEVATION



EXISTING FRONT ELEVATION



EXISTING REAR ELEVATION

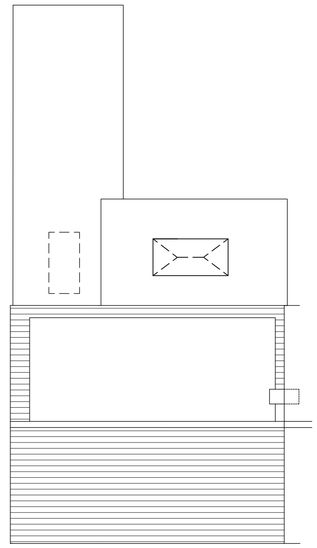

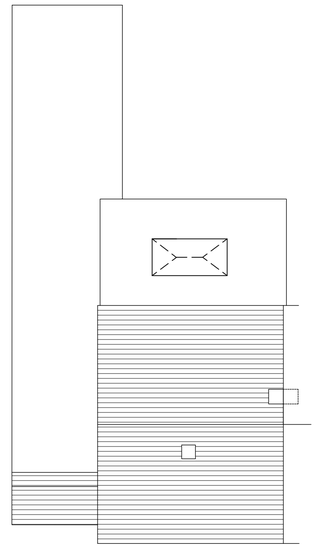

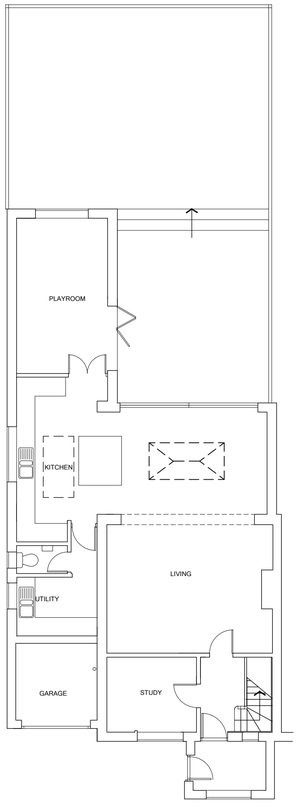

PROPOSED GROUND FLOOR PLAN

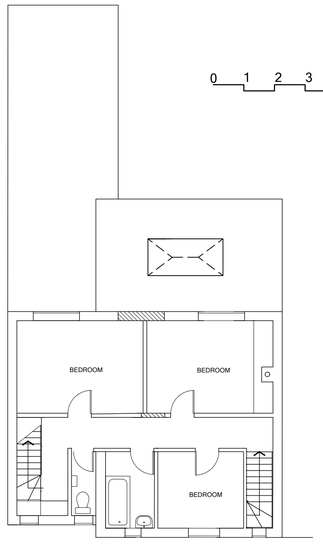

PROPOSED FIRST FLOOR PLAN

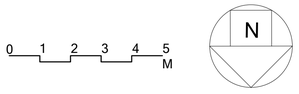

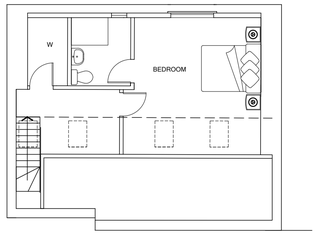

PROPOSED SECOND FLOOR PLAN

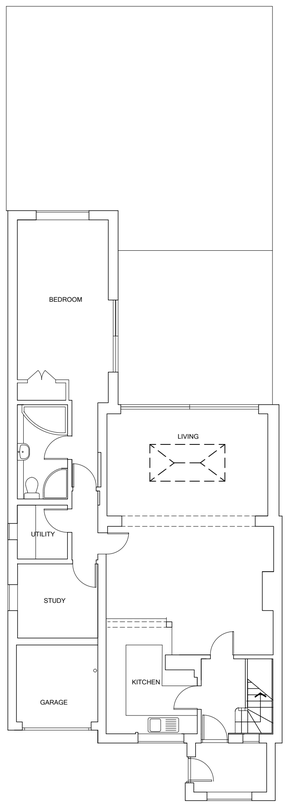

EXISTING GROUND FLOOR PLAN

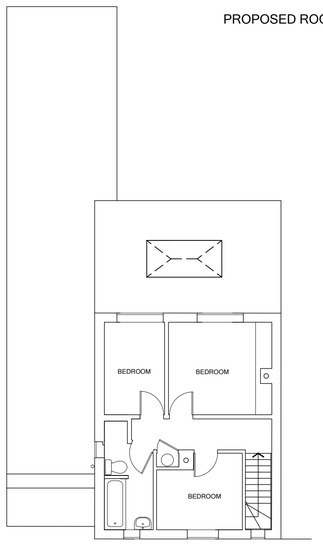

EXISTING FIRST FLOOR PLAN

rda1
info@rda1.co.uk.
tel: 07989 399425
www.rda1.co.uk

Title:	MR A JENNINGS 106 HARBOUR WAY, SHOREHAM BY SEA
Drawing:	EXISTING & PROPOSED ELEVATIONS EXISTING & PROPOSED GROUND, FIRST & SECOND FLOOR PLANS & ROOF PLANS
Scale:	1:100 @A1
Date:	NOVEMBER 2020
Drawn by:	rd
Dwg No:	(10)200 Rev A
Amendment:	Rev A Nov 2020 Rear Dormer added