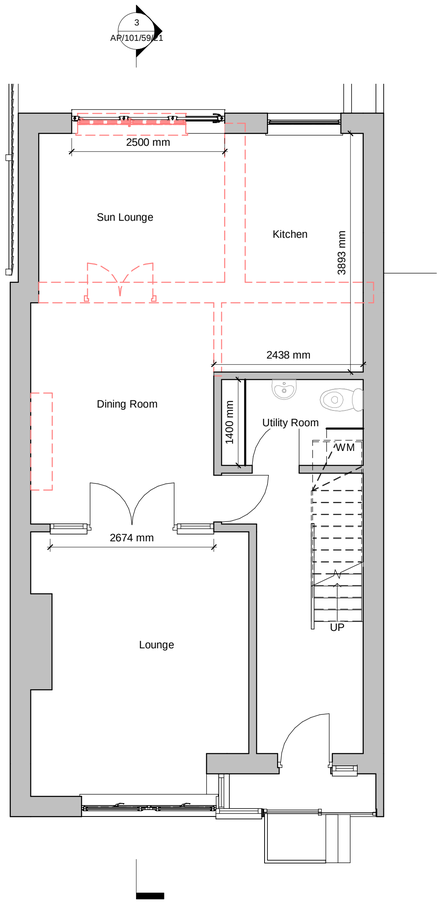

1 Ground Floor
1 : 50

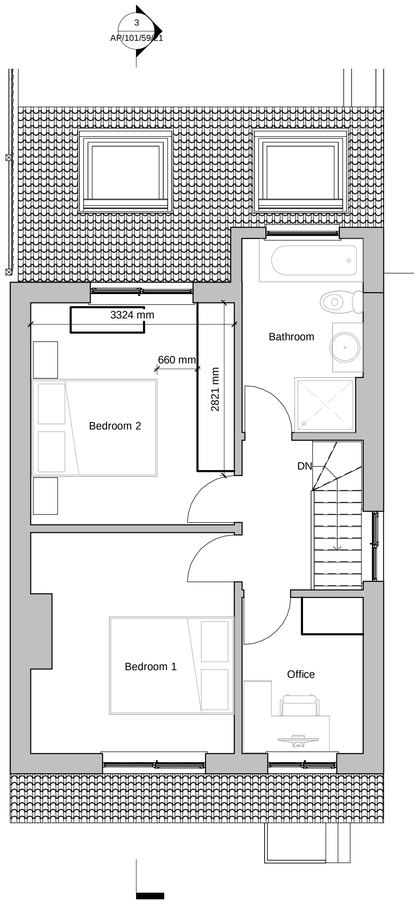

2 First Floor Level
1 : 50

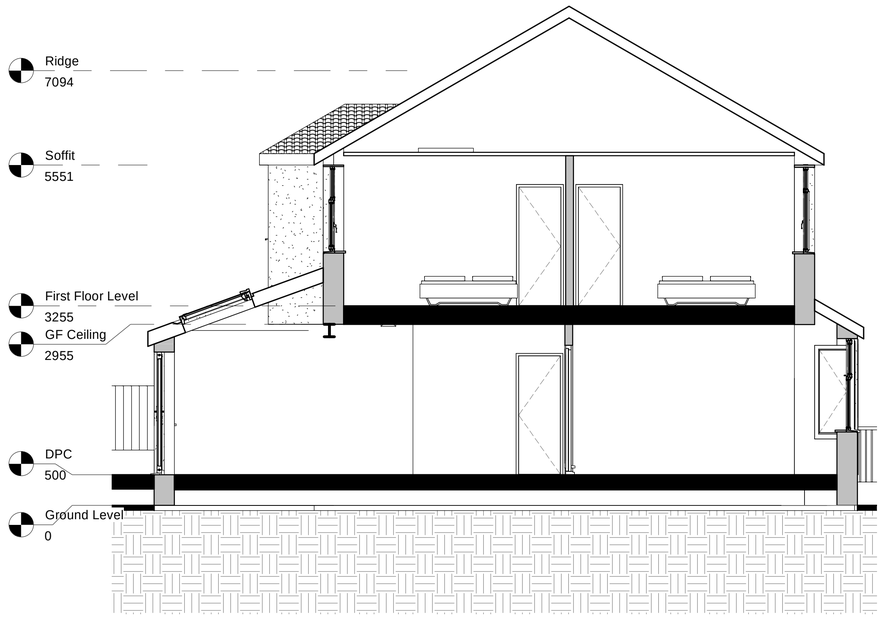

3 Section A-A
1 : 50

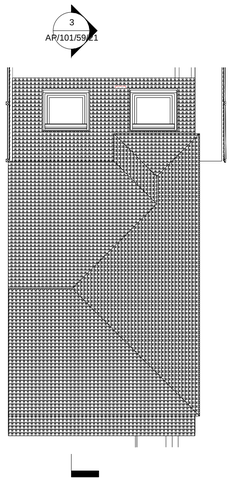

4 Roof Plan
1 : 100

Extension Done Under
Permitted Development

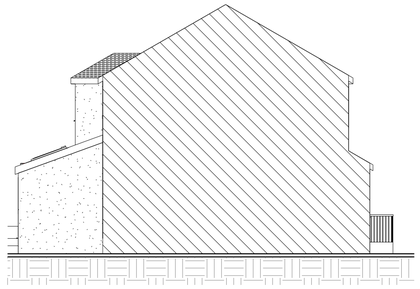

7 Side Elevation (West)
1 : 100

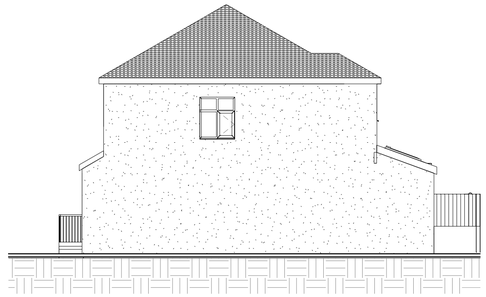

8 Side Elevation (East)
1 : 100

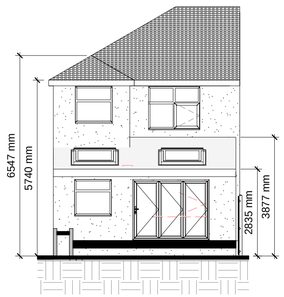

5 Rear Elevation (North)
1 : 100



6 Front Elevation (South)
1 : 100

0m 1m 2m 3m 4m 5m

VISUAL SCALE 1:50 @ A1

0m 2m 4m 6m 8m 10m

VISUAL SCALE 1:100 @ A1

All dimension to be verified on site, any discrepencies to be reported to Designer prior to setting out or ordering of any materials.

This drawing has been produced for the specific client and project identified below and is not intended for use by any other person or for any other purpose.

This drawing is protected under The Copyright, Designs ct 1988.

Revisions

Client
Mr A Page

Project Address
59 North Farm Rd
Lancing
BN15 9BT

Project
Infill Extension, Second Storey Extension

Drawing Title
Proposed Plans & Elevations

Drawing number
AP/101/59/21

Rev

Scale:
As indicated

Paper Size:
A1