

Proposed Front Elevation (East) 1:100

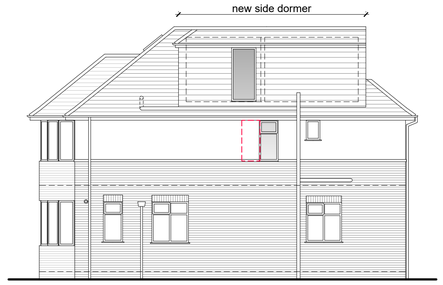

Proposed Side Elevation (North) 1:100

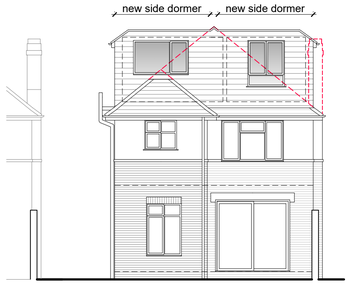

Proposed Rear Elevation (West) 1:100

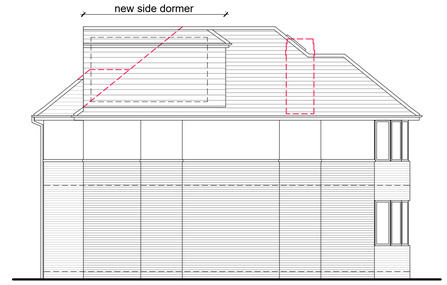

Proposed Side Elevation (South) 1:100



Location Plan 1:250

0 25 50 75 100

Scale In Metres

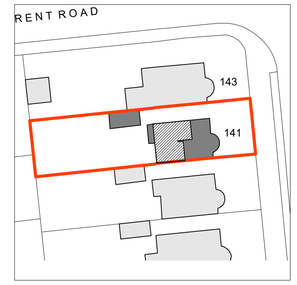

Site Plan 1:500

0 10 20 30 40

Scale In Metres

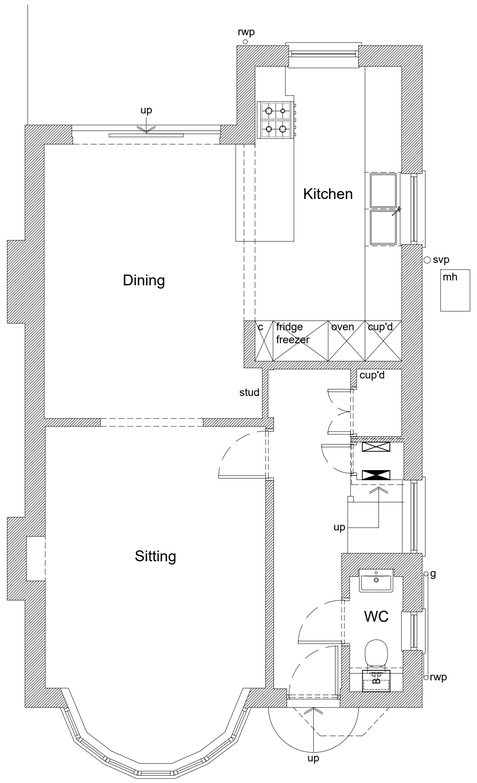

Proposed Ground Floor Plan 1:50

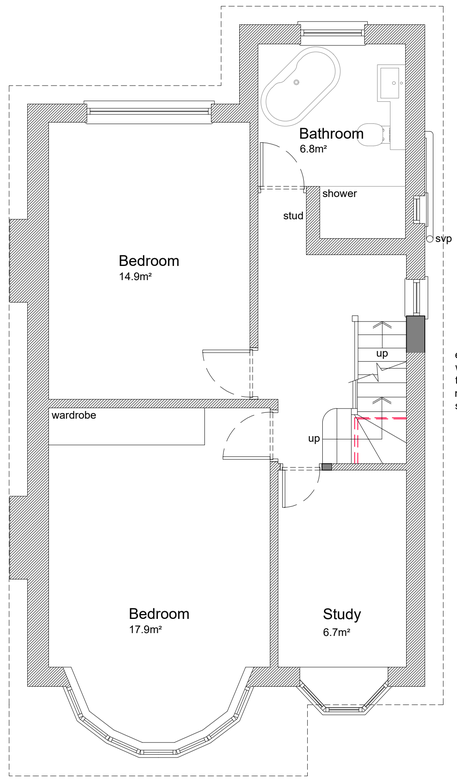

Proposed First Floor Plan 1:50

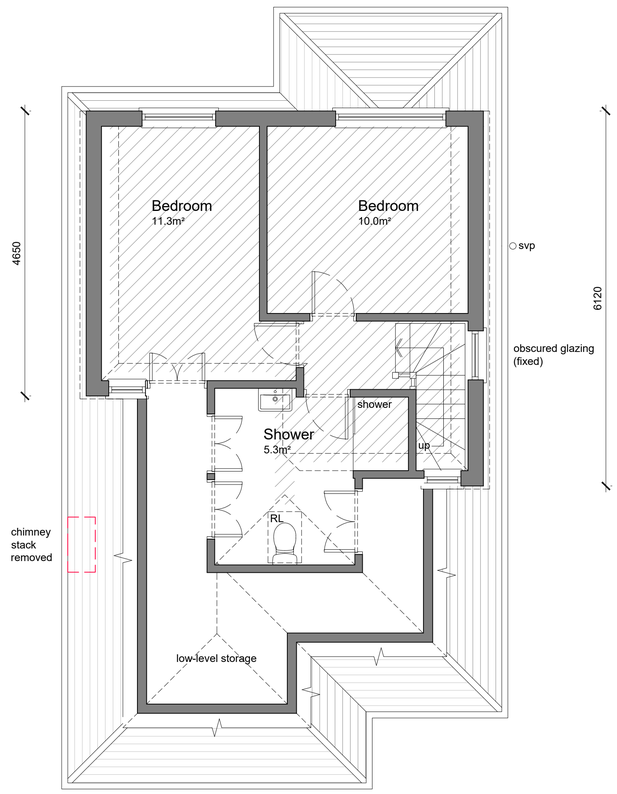

Proposed Second Floor Plan 1:50

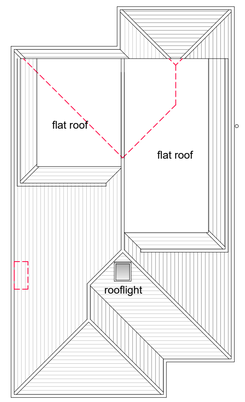

Proposed Roof Plan 1:100

0 1 2 3 4 5 6 7 8 9 10

Scale In Metres

0 2.5 5 7.5 10

Scale In Metres

Existing Walls

Proposed Walls

Demolition

2m+ headroom

Permitted Development: 50m³ non-original additions permitted.

New additional roof volume:

Hip to gable loft extension = 8.39m³
New side dormer (North): profile 3.86m² x 6.12m length = 23.62m³
New side dormer (South): profile 3.86m² x 4.65m length = 17.95m³

Total: 49.96m³

- Exterior materials to be of similar appearance to the existing house;
- New development must not exceed the height of the existing roof;
- New side-facing windows must be obscure-glazed; and, if opening, to be 1.7m above the floor of the room in which they are installed;
- The eaves of the original roof must be maintained (or reinstated);
- Any enlargement is set back, so far as practicable, at least 20cm from the original eaves;
- Roof enlargement cannot overhang the outer face of the wall of the existing house.

TIMDEACON.
architect
timdeacon.architect@gmail.com

rev. date comment
amendments

client Mr & Mrs Best

job 141 George V Avenue, Worthing, West Sussex, BN11 5SA

dwg # 154.PL.03

dwg title Proposed Plans and Elevations

PLANNING (LDC)

scale Varies @ A1

date March 2025

RIBA work stage D

Do not scale off drawing unless solely for Planning purposes.
Check all dimensions on site before work commences.
All goods materials workmanship to conform with current building regulations BSS and COP's.
© Copyright Tim Deacon. Architect